

**Toronto Stock Exchange**

**TSX Venture Exchange**

**2008**  
**TMX GROUP**  
**FactBook**

# 2008 FactBook

---

## Table of Contents

### Chapter 1

TSX AT A GLANCE

### Chapter 2

TSX TRADING DISTRIBUTION

### Chapter 3

TSX EQUITY TRADING

### Chapter 4

S&P/TSX INDICES

### Chapter 5

TORONTO STOCK EXCHANGE – CHANGES IN STOCK LIST 2008

### Chapter 6

TORONTO STOCK EXCHANGE – LISTED COMPANIES & NAICS TABLE

### Chapter 7

TSX VENTURE EXCHANGE– LISTED ISSUES & DEBT INSTRUMENTS

### Chapter 8

TSX VENTURE EXCHANGE – CHANGES IN STOCK LIST 2008

### Chapter 9

TMX GROUP INC. – THE BOARD OF DIRECTORS, EXECUTIVE MANGEMENT, &  
GUIDE TO PARTICIPATING ORGANIZATIONS

© 2009 TSX Inc. All rights reserved. You may not copy, distribute, sell or modify this publication (or any part thereof) in any form without TSX Inc.'s prior written consent.

The FactBook is provided for information purposes only. TMX Group Inc. and its affiliated companies do not make any representation, warranty or guarantee, express or implied, with respect to the completeness or accuracy of the information contained in this publication and we are not responsible for any errors or omissions in or your use of, or reliance on, the information provided. The information provided in this publication is not an invitation to purchase securities listed on Toronto Stock Exchange or TSX Venture Exchange. TMX Group and its affiliated companies do not endorse or recommend any securities referenced in this publication. This publication is provided with the express condition, to which everyone using this publication assents, that no obligation, responsibility or liability shall be incurred by TMX Group, its affiliated companies or their information providers, for any loss or damage whatsoever (including any direct, indirect, special, incidental, consequential or punitive damages) arising from or relating to any use of or reliance on the information in this publication.

For more information concerning the content of this publication please contact.

Catherine McGravey  
Editor  
TSX Datalinx  
The Exchange Tower  
130 King St. West  
Toronto, Ontario  
M5X 1J2  
416-947-4655  
catherine.mcgravey@tsxdatalinx.com

---

# **Chapter 1**

---

- **Toronto Stock Exchange and TSX Venture Exchange at a Glance**

Chapter 1

## TSX at a Glance

Total issuers listed for trading on Toronto Stock Exchange fell to 1,570 with 2,076 securities. One hundred and twenty six issuers listed one hundred and thirty three securities in 2008 compared with 207 issuers with 234 securities in 2007.

<b>Equities - Toronto Stock Exchange</b>	<b>2008</b>	<b>2007</b>
Toronto Value Traded	\$1,853,162,141,814*	Up 9.2% from 2007
Toronto Volume Traded	109,239,686,991*	Up 13.7% from 2007
Toronto Trades	182,901,451	Up 54.2% from 2007
Average Daily Value	\$7,383.1 million	\$6,748.3 million
Average Daily Volume	435.2 million shares	382.1 million shares
Average Daily Trades	728,691	471,484

<b>Equities - TSX Venture Exchange (including NEX)</b>	<b>2008</b>	<b>2007</b>
TSX Venture Value Traded	\$23,796,145,950	Down 47.1 % from 2007
TSX Venture Volume Traded	44,052,175,503	Down 17.1 % from 2007
TSX Venture Trades	5,912,615	Down 31.8 % from 2007
Average Daily Value	\$94.8 million	\$178.8 million
Average Daily Volume	175.5 million	211.3 million
Average Daily Trades	23,556	34,493

<b>Index</b>	<b>2008</b>	<b>% Change from 2007</b>
S&P/TSX Composite Index	8987.70	Down 35.03% from 2007
S&P/TSX Capped Composite	10412.92	Down 35.03% from 2007
S&P/TSX Completion	517.35	Down 41.44 % from 2007
S&P/TSX Smallcap	367.64	Down 47.87 % from 2007
S&P/TSX 60	541.82	Down 32.99% from 2007
S&P/TSX 60 Capped	599.14	Down 32.99 % from 2007
S&P/TSX Venture Composite	797.02	Down 71.9 % from 2007

\*record breaking

# Chapter 2

---

- **Trading Distribution on TSX Inc.**
- **Distribution of Value and Volume Traded in Canadian Based-Interlisted Issues**
- **Trading on Major North American Exchanges**
- **Top 20 World Exchange Equity Trading Summary**

## Trading Distribution on TSX Inc.

### VALUE \$

<b>Exchange</b>	<b>2008</b>	<b>%</b>	<b>2007</b>	<b>%</b>	<b>% Change</b>
Toronto	1,853,162,141,814	98.7	1,697,185,310,574	97.4	+9.2
TSX Venture	23,796,145,950	1.3	44,970,449,531	2.6	-47.1
Total	1,876,958,287,764	100.0	1,742,155,760,105	100.0	+7.7

### VOLUME

<b>Exchange</b>	<b>2008</b>	<b>%</b>	<b>2007</b>	<b>%</b>	<b>% Change</b>
Toronto	109,239,686,991	71.3	96,108,991,801	64.4	+13.7
TSX Venture	44,052,175,503	28.7	53,147,443,295	35.6	-17.1
Total	153,291,862,494	100.0	149,256,435,096	100.0	+2.7

### TRADES

<b>Exchange</b>	<b>2008</b>	<b>%</b>	<b>2007</b>	<b>%</b>	<b>% Change</b>
Toronto	182,901,451	96.9	118,578,198	93.2	+54.2
TSX Venture	5,912,615	3.1	8,675,076	6.8	-31.8
Total	188,814,066	100.0	127,253,274	100.0	+48.4

## Distribution of Value and Volume Traded in Canadian Based Interlisted\* Issues

2008

Exchange	Volume	Value\$	%Volume	%Value
Toronto	39,161,257,596	1,202,637,917,260	48.7	42.3
NY	10,248,941,500	397,515,658,357	12.7	14.0
NAS	18,878,304,082	737,746,422,612	23.5	25.9
NAT	979,477,312	30,495,280,169	1.2	1.1
PAC	10,156,677,827	463,224,385,898	12.6	16.3
NYAM*	809,690,219	4,237,002,798	1.0	0.2
CHI	202,907,473	9,378,557,929	0.3	0.3
PHI	13,672,755	532,948,604	0.0	0.0

\*formerly AMX

2007

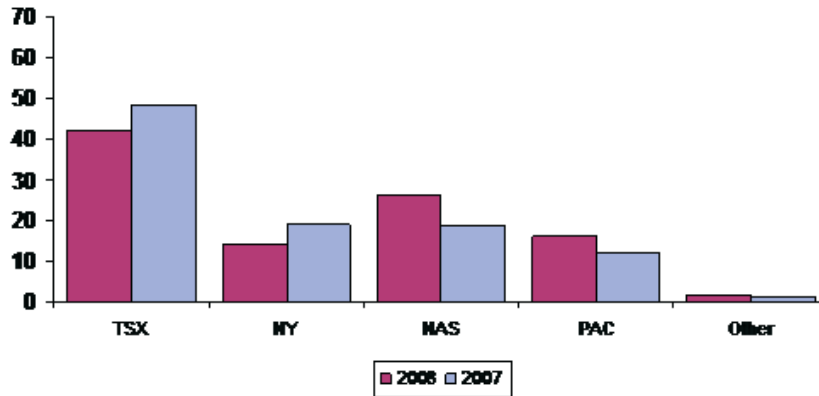
Exchange	Volume	Value\$	%Volume	%Value
Toronto	32,259,664,777	994,976,171,516	52.3	48.6
NY	10,027,893,700	391,131,570,544	16.2	19.1
NAS	11,375,784,513	384,037,726,198	18.4	18.8
NAT	211,044,711	10,239,025,481	0.3	0.5
PAC	6,172,368,422	247,975,922,784	10.0	12.1
AMX	1,342,356,000	9,1936,306,702	2.2	0.5
CHI	315,568,758	9,940,511,003	0.5	0.5
BOS	9,561,400	424,747,720	0.0	0.0
PHI	24,432,021	748,400,452	0.0	0.0

\* An issue that is listed for trading firstly on Toronto Stock Exchange and on any other North American Exchange

# TRADING ON MAJOR NORTH AMERICAN EXCHANGES

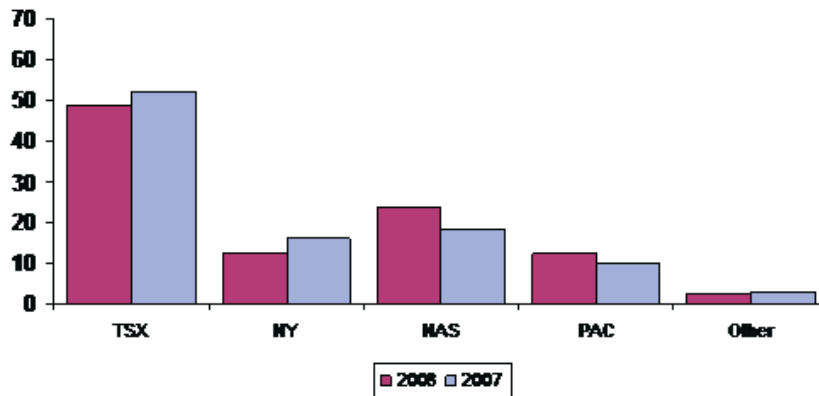
## Percentage of Value Traded on Major North American Exchanges

The value percentage of Canadian based interlisted trading captured by Toronto Stock Exchange in 2008.



## Percentage of Volume Traded on Major North American Exchanges

The volume percentage of Canadian based interlisted trading captured by the Toronto Stock Exchange in 2008.



## Top 20 World Exchange Equity Trading Summary (in Millions of U.S. Dollars)

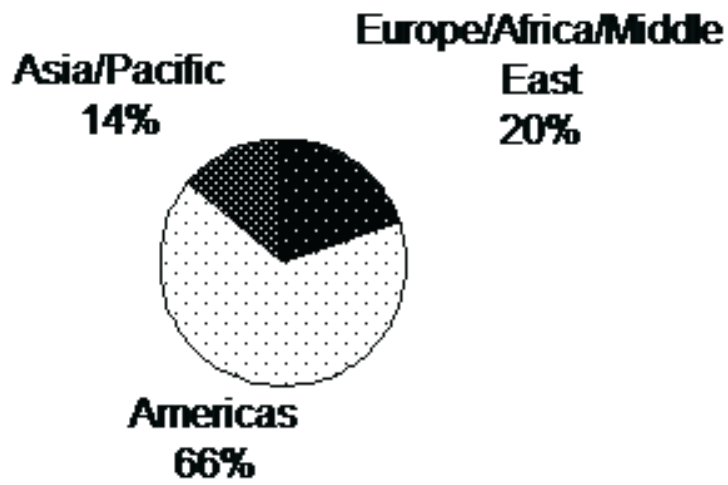
Exchange	Equity Trading		Market Capitalization Domestic Shares Only	
	2008	2007	2008 year end	2007 year end
NASDAQ	36,445,906	28,116,428	2,396,344	4,013,650
NYSE	33,638,937	29,209,971	9,208,934	15,650,833
London	6,473,612	10,324,335	1,868,153	3,851,706
Tokyo SE	5,586,327	6,475,765	3,115,804	4,330,922
Euronext*	4,454,415	5,648,452	2,101,746	4,222,680
Deutsche Borse	3,880,942	4,323,675	1,110,580	2,105,198
Shanghai SE	2,586,681	4,070,072	1,425,354	3,694,348
BME Spanish Exch	2,438,647	2,970,616	948,352	1,781,133
TMX Group	<b>1,736,085</b>	<b>1,648,617</b>	<b>1,033,449</b>	<b>2,186,550</b>
Hong Kong Exchanges	1,629,260	2,138,699	1,328,769	2,654,416
Borsa Italiana	1,526,237	2,311,827	522,088	1,072,535
Swiss Exchange**	1,509,900	1,886,095	880,334	1,271,048
Korea Exchange	1,458,517	2,010,959	470,797	1,122,606
OMX Nordic Exch	1,335,003	1,863,307	563,099	1,242,578
Australian	1,258,769	1,378,520	692,958	1,298,315
Shenzhen SE	1,241,747	2,102,444	353,430	784,519
Taiwan SE	837,775	1,010,555	356,711	663,716
BM&FOBVESPA	750,251	607,558	591,966	1,369,711
Ntl Stock Exchange India	740,902	761,074	600,282	1,660,097
American SE	561,603	670,191	132,367	257,797

\*Euronext includes Amsterdam, Brussels, Libson and Paris

\*\* SWX turnover includes also Swiss bluechips traded in Virt-x

## Top 20 World Exchanges Equity Trading

A quick reference indicator of world trading percentages for each continent.



# Chapter 3

---

## TORONTO STOCK EXCHANGE

- **Toronto Stock Exchange Equity Trading Records**
- **Trading Records for the year 2008**
- **Comparison of Monthly Equity Trading**
- **Historical – yearly Totals**
- **Historical – Daily Averages**
- **Extended Hours Trading - 2008**
- **Summary of Block Trading Information 2008**
- **Historical – Short Positions**

# Toronto Stock Exchange Equity Trading Records

## Volume

	<b>Highest</b>	<b>Lowest</b>
All Time Daily Record	895,769,152 December 19, 2008	711,080 January 3, 1972
Weekly Record	3,448,697,209 September 19, 2008	4,991,298 August 8, 1975
Week Ending (since 1959)	12,176,994,926 October, 2008	1,956,225 August, 1942
Monthly Record	109,239,686,991 2008	38,805,347 1942

## Value\$

	<b>Highest</b>	<b>Lowest</b>
All Time Daily Record	\$19,278,924,809 September 18, 2008	\$2,508,763 April 18, 1960
Weekly Record	\$68,187,522,320 September 19, 2008	\$15,109,323 August 5, 1960
Week Ending (since 1959)	\$194,571,549,818 September, 2008	\$3,177,627 August, 1942
Monthly Record	\$1,853,162,141,814 2008	\$58,287,507 1942

## Trades

	<b>Highest</b>	<b>Lowest</b>
All Time Daily Record	1,490,612 September 18, 2008	1,914* January 2, 1976
Weekly Record	6,063,943 October 10, 2008	13,389** August 8, 1975
Week Ending (since 1959)	22,677,628 October, 2008	74,128 October, 1976
Monthly Record	182,901,451 2008	141,484 1942

\* since 1965 \*\* since 1969

## Trading Records for the year 2008

### Volume

	<b>Highest</b>	<b>Lowest</b>
Daily Record	895,769,152 December 19	162,607,242 July 4
Weekly Record Week Ending	3,448,697,290 week ending September 19	1,248,612,737 week ending July 4
Monthly Record	12,176,994,926 October	6,877,870,265 August

### Value\$

	<b>Highest</b>	<b>Lowest</b>
Daily Record	\$ 19,278,924,809 September 18	\$2,934,504,191 May 26
Weekly Record Week Ending	\$68,187,522,320 week ending September 19	\$26,319,555,434 week ending July 4
Monthly Record	\$194,571,549,818 September	\$111,338,753,348 December

### Trades

	<b>Highest</b>	<b>Lowest</b>
Daily Record	1,490,612 September 18	199,124 May 26
Weekly Record Week Ending	6,063,943 week ending October 10	2,379,689 week ending July 4
Monthly Record	22,677,628 October	12,085,858 February

Chapter 3

## Comparison of Monthly Equity Trading

### Volume

Month	2008	2007
January	9,090,781,237	7,768,523,683
February	7,827,814,090	8,062,108,298
March	8,608,173,487	7,907,438,790
April	8,338,293,221	7,952,419,169
May	8,517,058,219	8,836,053,722
June	8,125,585,688	8,000,539,378
July	8,115,851,089	7,750,916,953
August	6,877,870,265	8,030,433,372
September	10,700,594,322	7,074,304,075
October	12,176,994,926	9,095,064,566
November	10,389,970,701	8,728,824,752
December	10,470,699,746	6,902,365,043
<b>Total</b>	<b>109,239,686,991</b>	<b>96,108,991,801</b>

### Value\$

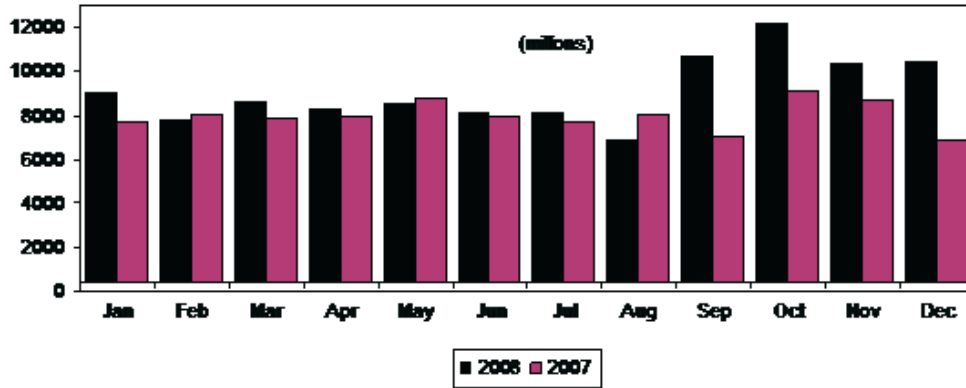
Month	2008	2007
January	171,668,502,092	128,940,938,096
February	137,617,849,226	122,599,158,416
March	163,820,884,943	134,644,271,568
April	153,034,563,364	124,157,508,816
May	163,202,129,887	155,025,402,394
June	166,808,540,259	152,561,007,181
July	176,626,167,834	152,256,479,948
August	122,204,890,633	157,510,728,406
September	194,571,549,818	129,817,203,587
October	173,717,612,235	162,880,686,642
November	118,550,698,175	157,160,940,838
December	111,338,753,348	119,630,984,682
<b>Total</b>	<b>1,853,162,141,814</b>	<b>1,697,185,310,574</b>

### Transactions

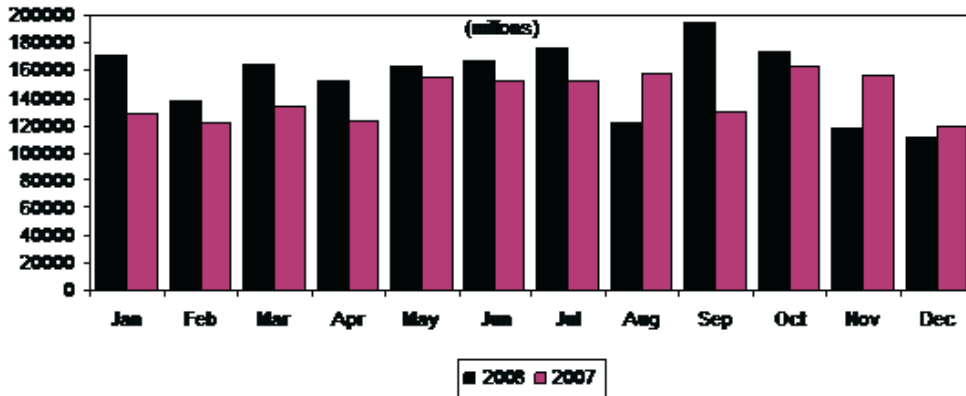
Month	2008	2007
January	15,179,841	8,474,612
February	12,085,858	8,339,880
March	14,014,153	9,165,670
April	13,045,529	8,357,352
May	12,556,655	9,810,796
June	13,285,426	9,540,790
July	15,536,675	10,061,023
August	12,195,245	11,755,197
September	18,276,087	8,929,587
October	22,677,628	11,658,479
November	17,641,475	12,893,106
December	16,406,879	9,591,706
<b>Total</b>	<b>182,901,451</b>	<b>118,578,198</b>

## Comparison of Monthly Equity Trading

### Comparison of Monthly Equity Trading Volumes (in millions)



### Comparison of Monthly Equity Trading Values (in \$millions)



## Chapter 3

**Historical Yearly Totals**

<b>Year</b>	<b>Volume</b>	<b>Value \$</b>	<b>Value Per Share</b>	<b>Transactions</b>
1934	341,320,973	414,635,654	1.21	948,547
1935	173,195,744	344,331,463	1.99	629,220
1936	450,848,705	699,261,852	1.55	1,280,436
1937	276,528,718	650,980,963	2.35	1,096,913
1938	212,186,809	444,406,572	2.09	831,334
1939	120,930,702	293,293,960	2.43	550,379
1940	74,930,621	132,515,961	1.77	312,226
1941	53,263,435	82,865,593	1.56	206,491
1942	38,805,347	58,287,507	1.50	141,484
1943	114,625,706	182,074,580	1.59	333,133
1944	172,234,102	266,081,439	1.87	437,815
1945	441,764,395	617,817,836	1.40	888,818
1946	374,363,259	748,742,061	2.00	955,736
1947	318,984,817	464,327,216	1.46	730,612
1948	250,701,215	438,815,573	1.75	632,977
1949	249,229,702	452,652,332	1.82	651,387
1950	506,595,465	902,461,781	1.78	1,087,111
1951	561,502,831	1,174,246,660	2.09	1,234,807
1952	599,954,211	1,109,716,542	1.85	1,346,430
1953	853,251,311	1,143,210,402	1.34	1,558,129
1954	776,441,158	1,349,697,159	1.74	1,603,854
1955	1,513,476,109	2,699,008,896	1.78	2,643,863
1956	1,349,659,269	2,510,751,759	1.86	2,569,690
1957	927,108,854	1,864,830,780	2.01	1,994,697
1958	828,599,059	1,505,862,397	1.82	1,715,656
1959	763,234,611	1,860,422,327	2.44	1,808,450
1960	469,691,543	1,223,330,494	2.60	1,209,541
1961	719,320,976	2,526,349,869	3.51	1,845,100
1962	804,498,195	2,063,820,474	2.57	1,664,848
1963	808,852,100	2,143,888,123	2.65	1,611,809
1964	1,314,060,093	3,050,578,549	2.32	2,268,300
1965	934,441,664	3,199,062,626	3.42	2,098,741
1966	971,441,664	2,877,191,142	2.96	1,998,766
1967	819,147,120	3,521,312,476	4.30	2,041,542
1968	911,691,783	5,015,034,625	5.50	2,584,075
1969	871,931,761	5,765,171,366	6.61	2,548,810
1970	522,908,787	3,653,783,248	6.99	1,601,087
1971	545,767,951	4,715,695,291	8.64	1,746,174
1972	635,885,589	6,258,151,656	9.84	1,940,750
1973	663,856,327	6,737,076,338	10.15	1,902,627
1974	568,248,812	4,523,563,818	7.96	1,398,330
1975	469,587,063	4,089,020,234	8.71	1,166,945
1976	549,209,833	5,093,468,543	9.27	1,271,858
1977	679,821,738	6,044,752,693	8.89	1,402,269
1978	984,913,432	10,362,028,440	10.52	1,807,724
1979	1,390,774,737	18,726,340,429	13.46	2,497,349
1980	2,009,091,282	29,514,529,845	14.69	3,306,577
1981	1,510,273,260	25,094,254,537	16.62	2,536,935
1982	1,576,708,792	17,670,332,337	11.21	2,083,488
1983	2,440,021,743	30,193,227,508	12.37	2,993,641
1984	2,124,026,184	26,681,943,965	12.56	2,180,032
1985	3,298,482,113	44,196,506,129	13.40	3,151,906
1986	4,906,702,130	63,684,095,245	12.98	3,686,813
1987	7,393,698,717	100,224,304,252	13.55	5,652,044
1988	5,468,949,512	68,144,924,281	12.46	3,651,835
1989	6,522,989,910	83,567,388,841	12.81	4,081,005
1990	5,660,400,572	64,008,566,946	11.31	3,051,215
1991	5,837,580,170	67,749,538,374	11.61	3,222,393
1992	7,326,389,140	76,161,051,067	10.39	3,503,721

### Chapter 3

Year	Volume	Value \$	Value Per Share	Transactions
1993	14,882,184,184	147,055,048,898	9.88	5,984,580
1994	15,459,616,200	182,202,048,508	11.79	5,533,169
1995	15,757,820,395	207,665,152,647	13.12	6,068,139
1996	22,341,148,377	301,298,938,253	13.49	9,185,906
1997	25,670,245,599	423,169,614,970	16.48	11,142,508
1998	26,765,265,298	493,211,774,246	18.43	12,462,654
1999	29,280,363,949	529,004,119,867	18.07	17,628,055
2000	40,752,008,134	944,253,991,039	23.17	32,775,273
2001	37,190,439,190	712,515,033,577	19.16	26,155,159
2002	46,351,174,516	637,708,576,873	13.76	26,540,655
2003	55,562,931,370	648,654,111,456	11.67	30,893,995
2004	61,277,965,140	833,906,598,578	13.61	40,267,012
2005	64,167,254,132	1,075,213,562,163	16.76	55,158,328
2006	82,049,924,850	1,416,068,723,601	17.26	85,651,897
2007	96,108,991,801	1,697,185,310,574	17.66	118,578,198
2008	109,239,686,991	1,853,162,141,814	16.96	182,901,451

## Historical Daily Averages

Year	Value \$	Volume	Price/Share	Transactions	Value/Trans
1949	1,708,122	940,489	1.82	2,458	694.92
1950	3,392,713	1,904,494	1.78	4,087	830.12
1951	4,414,461	2,110,913	2.09	4,642	950.98
1952	4,259,948	2,303,087	1.85	5,169	824.13
1953	4,582,006	3,419,845	1.34	6,245	733.71
1954	5,324,249	3,062,884	1.74	6,327	841.51
1955	10,731,646	6,014,375	1.78	10,512	1,020.89
1956	10,397,947	5,376,365	1.93	10,238	1,015.62
1957	7,414,834	3,686,318	2.01	7,931	934.92
1958	5,987,487	3,294,628	1.82	6,702	893.39
1959	7,368,009	3,022,711	2.44	7,162	1,028.76
1960	4,844,873	1,860,165	2.60	4,790	1,011.46
1961	10,005,346	2,848,796	3.51	7,307	1,369.28
1962	8,189,764	3,192,453	2.57	6,607	1,239.56
1963	8,524,406	3,216,112	2.65	6,409	1,330.07
1964	12,033,840	5,186,020	2.32	8,943	1,345.62
1965	12,644,516	3,692,627	3.42	8,237	1,525.09
1966	11,394,816	3,843,333	2.96	7,979	1,428.10
1967	14,001,242	3,257,046	4.30	8,131	1,721.96
1968	19,861,523	3,610,660	5.50	10,234	1,940.73
1969	22,923,147	3,466,926	6.61	10,134	2,262.00
1970	14,470,428	2,070,925	6.99	6,341	2,282.04
1971	18,676,021	2,161,457	8.64	6,915	2,700.59
1972	24,883,307	2,538,372	9.84	7,717	3,224.60
1973	26,734,430	2,634,350	10.15	7,550	3,540.92
1974	17,986,337	2,259,438	7.96	5,560	3,234.98
1975	16,258,530	1,867,145	8.71	4,640	3,504.04
1976	20,172,152	2,175,088	9.27	5,037	4,004.75
1977	23,939,614	2,692,363	8.89	5,553	4,310.69
1978	41,282,982	3,923,958	10.52	7,202	5,732.09
1979	74,606,934	5,540,935	13.46	9,950	7,498.49
1980	116,658,221	7,941,072	14.69	13,069	8,926.01
1981	99,778,348	6,005,062	16.62	10,088	9,891.56
1982	70,120,366	6,256,781	11.21	8,268	8,481.13
1983	120,291,743	9,721,202	12.37	11,927	10,085.79
1984	105,880,730	8,428,675	12.56	8,651	12,239.24

### Chapter 3

<b>Year</b>	<b>Value \$</b>	<b>Volume</b>	<b>Price/ Share</b>	<b>Transactions</b>	<b>Value/Trans</b>
1985	175,382,961	13,089,215	13.40	11,927	14,022.15
1986	252,714,664	19,471,040	12.98	14,630	17,273.48
1987	396,927,938	29,281,975	13.55	22,384	17,732.39
1988	270,953,973	21,745,326	12.46	14,520	18,660.46
1989	333,602,351	26,039,880	12.81	16,291	20,477.16
1990	254,507,224	22,506,563	11.31	12,132	20,978.06
1991	269,381,862	23,211,054	11.61	12,813	21,024.60
1992	301,267,925	29,015,403	10.39	13,876	21,737.19
1993	583,551,781	59,056,286	9.88	23,748	24,572.33
1994	725,904,576	61,592,096	11.79	22,044	32,929.06
1995	827,351,206	62,780,161	13.18	24,176	34,222.21
1996	1,193,263,122	88,479,796	13.49	36,380	32,800.13
1997	1,682,582,962	102,068,571	16.48	44,304	37,977.95
1998	1,957,189,580	106,211,370	18.43	49,553	39,575.18
1999	2,107,586,135	116,654,836	18.07	70,231	30,009.22
2000	3,761,968,092	162,358,598	23.17	130,759	28,809.95
2001	2,850,060,134	148,761,757	19.16	104,621	27,241.85
2002	2,535,620,584	184,298,905	13.76	105,529	24,027.61
2003	2,579,141,596	220,926,168	11.67	122,839	20,996.12
2004	3,302,600,390	242,685,010	13.61	159,473	20,709.42
2005	4,283,719,371	255,646,431	16.76	219,754	19,493.22
2006	5,641,708,062	326,892,131	17.26	341,243	16,532.84
2007	6,748,251,732	382,143,109	17.66	471,484	14,321.79
2008	7,383,116,103	435,217,876	16.96	728,691	10,132.03

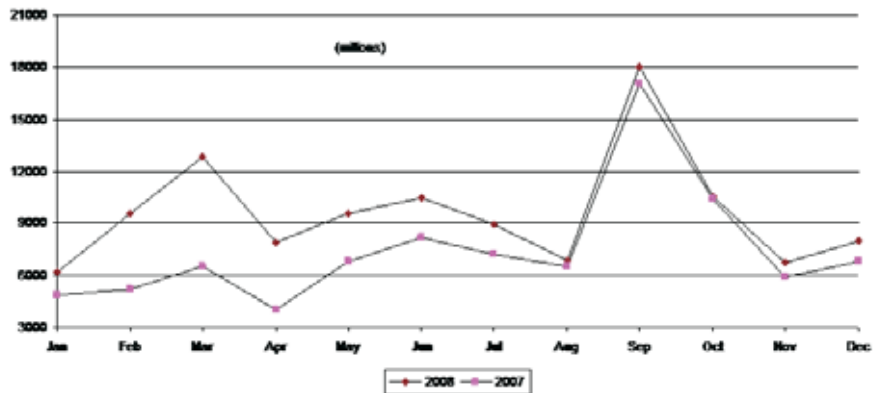
### Chapter 3

Toronto Stock Exchange has conducted an extended hours crossing session since June of 1991. The session runs from after the close of regular trading until 5:00 pm daily.

## Extended Hours Trading 2008

Month	Volume	Value \$	Trades
January	209,335,817	6,218,981,071	67,574
February	251,431,488	9,592,150,386	71,020
March	437,205,361	12,851,267,282	88,924
April	237,659,620	7,939,466,216	76,527
May	312,267,052	9,587,492,123	76,133
June	324,016,033	10,492,246,608	82,507
July	250,304,805	8,932,766,600	75,814
August	237,274,234	6,908,764,762	79,316
September	601,335,244	18,048,379,843	113,730
October	386,760,612	10,564,942,352	109,650
November	335,549,788	6,747,193,077	98,335
December	461,769,346	7,979,579,110	105,090
<b>Totals</b>	<b>4,044,909,400</b>	<b>115,863,229,430</b>	<b>1,044,620</b>

## Comparison of Extended Hours Trading (trading value in millions\$)



### Chapter 3

"Block trade" was defined by Toronto Stock Exchange on April 14, 1989 as any trade of 10,000 shares or more with a value of at least \$100,000.

## Summary of Block Trading Information 2008

### Ten Largest Blocks by Dollar Value

Issue	Price	Value	Date
iSharesCdn S&P/TSX60	87.350	786,150,000	May 9
iSharesCdn S&P/TSX60	76.10	531,360,640	February 5
TransCanada Corporation	37.670	376,662,330	October 3
Royal Bank of Canada	45.500	353,604,251	October 8
Royal Bank of Canada	41.000	318,570,000	October 10
T.D. Bank	56.020	318,048,004	October 7
Royal Bank of Canada	50.500	296,399,650	September 30
Thomson Reuters Corp.	32.440	275,311,792	September 25
Nexen Inc.	30.100	270,900,000	February 28
Power Corp. of Canada SV	37.250	242,121,275	January 8

### Monthly Block Trading

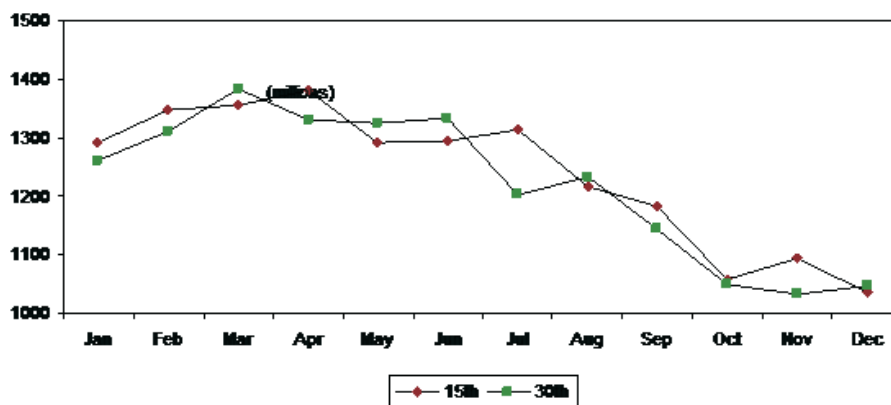
Month	Number of Blocks	Number of Issues	Block Volume	Block Value \$
January	34,974	1,040	2,277,833,135	37,450,145,710.62
February	29,269	958	2,145,431,457	33,679,847,439.51
March	34,117	970	2,705,532,143	41,168,149,806.20
April	32,846	1,039	2,480,137,505	33,658,924,365.91
May	36,747	1,033	2,631,470,151	42,620,120,121.66
June	35,428	1,024	2,436,978,345	42,715,788,121.43
July	33,310	947	2,257,172,889	39,675,774,434.49
August	25,493	889	1,889,749,951	26,067,872,389.05
September	41,775	993	2,851,774,169	48,394,032,692.94
October	37,591	1,006	2,336,238,550	31,230,726,728.52
November	27,062	856	1,918,125,117	20,145,788,991.02
December	26,604	908	2,044,443,089	21,868,713,907.04
<b>Totals</b>	<b>395,216</b>		<b>27,974,886,501</b>	<b>418,675,884,708.39</b>

Block Trading Volume 31.8 % of Total Trading

Block Trading Value 29.8% of Total Trading

Chapter 3

## Semi-monthly Short Positions for 2008 (in millions)



## 2008 Record of Short Positions as Reported to TMX Group

The following statistics are based on the total outstanding Canadian position on Toronto Stock Exchange listed shares.

Period Ending	Number of Shorts
January 15th	1,293,176,834
January 31st	1,262,157,040
February 15th	1,346,671,159
February 29th	1,309,580,661
March 15th	1,354,972,524
March 31st	1,382,395,543
April 15th	1,380,912,663
April 30th	1,330,767,203
May 15th	1,291,460,468
May 31st	1,324,244,584
June 15th	1,294,410,600
June 30th	1,332,372,473
July 15th	1,313,904,387
July 31st	1,202,632,199
August 15th	1,218,066,570
August 31st	1,232,794,844
September 15th	1,184,045,063
September 30th	1,143,487,260
October 15th	1,057,083,903
October 31st	1,049,670,189
November 15th	1,094,509,694
November 30th	1,031,985,454
December 15th	1,035,531,570
December 30th	1,046,614,440

# Chapter 4

---

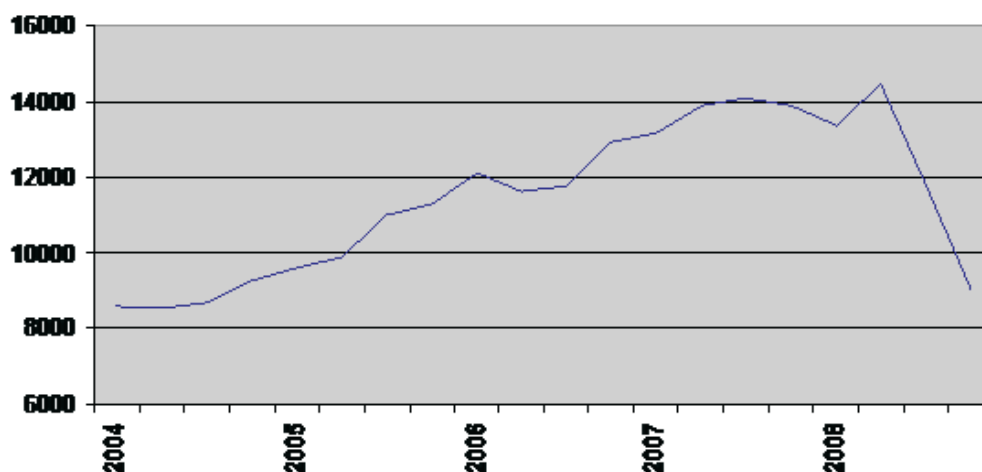
- **S&P/TSX Indices**
- **S&P/TSX Composite  
Five Year Performance  
Relative Weight**
- **S&P/TSX Composite Index:  
2008 Performance**
- **S&P/TSX 60 Index:  
Relative Weight  
2008 Performance**
- **S&P/TSX Completion Index:  
Relative Weight**
- **S&P/TSX SmallCap Index:  
Relative Weights**
- **S&P/TSX Venture Composite Index 2008  
2008 Performance  
S&P/TSX Venture Composite Index**

## S&P/TSX Indices

### Annual Compound Rate of Return Including Dividends (to December 31st, 2008)

	S&P/TSX Composite	S&P/TSX Composite Capped	S&P/TSX CDN Completion	S&P/TSX CDN Smallcap	S&P/TSX 60 Index	S&P/TSX 60 Capped
1 Year	-33.00%	-33.00%	-38.78%	-45.49%	-31.17%	-31.17%
3 Year	-4.80%	-4.80%	-9.69%	-15.01%	-3.04%	-3.04%
5 Year	4.16%	4.16%	1.90%	-6.28%	5.56%	5.56%
10 Year	5.34%	6.83%	N/A	N/A	8.21%	8.21%

### S&P/TSX Composite Five Year Performance



### S&P/TSX COMPOSITE

Rank	Symbol	Name	Relative Weight	GICS Code
1	RY	Royal Bank Of Canada	5.36%	40101010
2	ECA	Encana Corporation	4.54%	10102020
3	ABX	Barrick Gold Corporation	4.14%	15104030
4	TD	Toronto-Dominion Bank (The)	3.91%	40101010
5	BNS	Bank Of Nova Scotia (The)	3.56%	40101010
6	MFC	Manulife Financial Corporation	3.56%	40301020
7	G	Goldcorp Inc.	2.97%	15104030
8	POT	Potash Corporation Of Saskatchewan	2.87%	15101030
9	CNQ	Canadian Natural Resources Limited	2.80%	10102020
10	RIM	Research In Motion Limited	2.60%	45201020
11	SU	Suncor Energy Inc.	2.36%	10102010
12	CNR	Canadian National Railway Co.	2.23%	20304010
13	TRP	Transcanada Corporation	2.16%	10102040
14	BCE	BCE Inc.	2.15%	50101020
15	RCI.B	Rogers Communications Inc. Cl B Nv	2.07%	50102010
16	CM	Canadian Imperial Bank Of Commerce	2.07%	40101010

## Chapter 4

Rank	Symbol	Name	Relative Weight	GICS Code
17	BMO	Bank Of Montreal	1.79%	40101010
18	SLF	Sun Life Financial Inc.	1.69%	40301020
19	K	Kinross Gold Corporation	1.58%	15104030
20	ENB	Enbridge Inc.	1.56%	10102040
21	PCA	Petro-Canada	1.38%	10102010
22	TLM	Talisman Energy Inc.	1.31%	10102020
23	T	Telus Corporation	1.26%	50101020
24	NXY	Nexen Inc.	1.18%	10102020
25	IMO	Imperial Oil Limited	1.11%	10102010
26	SC	Shoppers Drug Mart Corporation	1.11%	30101010
27	COS.UN	Canadian Oil Sands Trust Units	1.08%	10102020
28	AEM	Agnico-Eagle Mines Ltd.	1.03%	15104030
29	BAM.A	Brookfield Asset Management Inc. Cl A Nv	0.97%	40403010
30	HSE	Husky Energy Inc.	0.82%	10102010
31	CCO	Cameco Corporation	0.82%	10102050
32	POW	Power Corporation Of Canada Sv	0.79%	40301020
33	SJR.B	Shaw Communications Inc. Cl B Nv	0.75%	25401025
34	TRI	Thomson Reuters Corporation	0.72%	25401040
35	YRI	Yamana Gold Inc. J	0.70%	15104030
36	FFH	Fairfax Financial Holdings Ltd. Sv	0.70%	40301030
37	AGU	Agrium Inc.	0.69%	15101030
38	BBD.B	Bombardier Inc. Cl B Sv	0.69%	20101010
39	THI	Tim Hortons Inc.	0.67%	25301040
40	CP	Canadian Pacific Railway Limited	0.67%	20304010
41	SNC	SNC - Lavalin Group Inc.	0.64%	20103010
42	PWF	Power Financial Corporation	0.57%	40301020
43	PWT.UN	Penn West Energy Trust Units	0.55%	10102020
44	NA	National Bank Of Canada	0.53%	40101010
45	TA	Transalta Corporation	0.51%	55105010
46	GWO	Great West Lifeco Inc.	0.50%	40301020
47	AET.UN	Arc Energy Trust Units	0.46%	10102020
48	MG.A	Magna International Inc. Cl A Sv	0.44%	25101010
49	MRU.A	Metro Inc. Cl A Sv	0.43%	30101030
50	ERF.UN	Enerplus Resources Fund Trust Units	0.41%	10102020
51	FTS	Fortis Inc.	0.41%	55101010
52	IGM	IGM Financial Inc.	0.40%	40203010
53	ELD	Eldorado Gold Corporation	0.38%	15104030
54	L	Loblaw Companies Limited	0.37%	30101030
55	YLO.UN	Yellow Pages Income Fund Units	0.36%	25401040
56	CTC.A	Canadian Tire Corporation Limited Cl A Nv	0.36%	25503020
57	CPG.UN	Crescent Point Energy Trust Units	0.32%	10102020
58	REI.UN	Riocan Real Estate Investment Trust Units	0.32%	40402060
59	SAP	Saputo Inc.	0.32%	30202030
60	BA.UN	Bell Aliant Regional Communicate Income Fund Un	0.32%	50101020
61	WN	Weston, George Limited	0.31%	30101030
62	TCK.B	Teck Cominco Limited Cl B Sv	0.31%	15104020
63	RBA	Ritchie Bros. Auctioneers Incorporated	0.29%	20201070
64	GIB.A	CGI Group Inc. Cl A Sv	0.28%	45102010
65	EMA	Emera Inc.	0.26%	55101010
66	FTT	Finning International Inc.	0.26%	20107010
67	CU	Canadian Utilities Ltd. Cl A Nv	0.26%	55103010
68	PGF.UN	Pengrowth Energy Trust Units	0.25%	10102020
69	MBT	Manitoba Telecom Services Inc.	0.25%	50101020
70	VT	Viterra Inc.	0.24%	30202010
71	IMG	Iamgold Corporation	0.24%	15104030
72	CAE	CAE Inc.	0.22%	20101010

## Chapter 4

Rank	Symbol	Name	Relative Weight	GICS Code
73	PIF.UN	Pembina Pipeline Income Fund Trust Units	0.24%	10102040
74	ATD.B	Alimentation Couche-Tard Inc. Cl B Sv	0.21%	30101030
75	AXC	Addax Petroleum Corporation	0.21%	10102020
76	SLW	Silver Wheaton Corp.	0.21%	15104040
77	OTC	Open Text Corporation	0.20%	45101010
78	X	Tmx Group Inc.	0.20%	40201040
79	IAG	Industrial Alliance Insurance & Fin Services Inc.	0.20%	40301020
80	TRE	Sino-Forest Corporation	0.19%	15105010
81	NKO	Niko Resources Ltd.	0.19%	10102020
82	BPO	Brookfield Properties Corporation	0.19%	40403020
83	VET.UN	Vermillion Energy Trust Units	0.19%	10102020
84	OCX	Onex Corporation Sv	0.18%	40201030
85	AER	Groupe Aeroplan Inc.	0.18%	25401010
86	GIL	Gildan Activewear Inc.	0.18%	25203010
87	CIX.UN	CI Financial Income Fund Units	0.18%	40203010
88	PAA	Pan American Silver Corp.	0.18%	15104040
89	PBG	Petrobank Energy And Resources Ltd.	0.18%	10102020
90	WJA	Westjet Airlines Ltd.	0.18%	20302010
91	ESI	Ensign Energy Services Inc.	0.18%	10101010
92	H TE.UN	Harvest Energy Trust Units	0.17%	10102020
93	BNP.UN	Bonavista Energy Trust Units	0.17%	10102020
94	RBI	Red Back Mining Inc. J	0.17%	15104030
95	IPL.UN	Inter Pipeline Fund Cl A Lp Units	0.17%	10102040
96	ACO.X	Atco Ltd. Cl I Nv	0.16%	55103010
97	TIH	Toromont Industries Ltd.	0.16%	20106010
98	BVF	Biovail Corporation	0.16%	35202010
99	BTE.UN	Baytex Energy Trust Units	0.15%	10102020
100	RON	Rona Inc.	0.15%	25504030
101	REF.UN	Canadian Real Estate Investment Trust Units	0.15%	40402010
102	PVE.UN	Provident Energy Trust Units	0.15%	10102010
103	STN	Stantec Inc.	0.15%	20202020
104	ACM.A	Astral Media Inc. Cl A Nv	0.14%	25401020
105	TOG	Tristar Oil & Gas Ltd.	0.14%	10102020
106	MX	Methanex Corporation	0.14%	15101010
107	PD.UN	Precision Drilling Trust Units	0.13%	10101010
108	SSO	Silver Standard Resources Inc.	0.13%	15104040
109	FM	First Quantum Minerals Ltd. J	0.13%	15104020
110	EMP.A	Empire Company Ltd. Cl A Nv	0.13%	30101030
111	ALA.UN	Altagas Income Trust Units	0.13%	10102040
112	CLC.UN	CML Healthcare Income Fund Trust Units	0.12%	35102015
113	RUS	Russel Metals Inc.	0.12%	20107010
114	CLS	Celestica Inc. Sv	0.12%	45203020
115	KEY.UN	Keyera Facilities Income Fund Trust Units	0.12%	10102030
116	IIC	ING Canada Inc. Lv	0.12%	40301040
117	HR.UN	H&R Real Estate Investment Trust Stapled Units	0.12%	40402010
118	SCL.A	Shawcor Ltd. Cl A Sv	0.11%	10101020
119	CJR.B	Corus Entertainment Cl B Nv	0.11%	25401020
120	GNA	Gerdau Ameristeel Corporation	0.11%	15104050
121	CAR.UN	Cdn Apartment Prop Real Estate Inv Trust Units	0.11%	40402050
122	PEY.UN	Peyto Energy Trust Units	0.11%	10102020
123	BEI.UN	Boardwalk Real Estate Investment Trust Units	0.11%	40402050
124	TCW	Trican Well Service Ltd.	0.11%	10101020
125	PJC.A	Jean Coutu Group (Pjc) Inc. (The) Cl A Sv	0.11%	30101010
126	FCE.UN	Fort Chicago Energy Partners L.P. Cl A Units	0.10%	10102040
127	SPF.UN	Superior Plus Income Fund Trust Units	0.10%	20107010
128	WFT	West Fraser Timber Co. Ltd.	0.10%	15105010

## Chapter 4

Rank	Symbol	Name	Relative Weight	GICS Code
129	SIF.UN	Energy Savings Incoem Fund Units	0.10%	55103010
130	S	Sherritt International Corporation	0.10%	15104020
131	QBR.B	Quebecor Inc. CI B Sv	0.10%	25401040
132	CCA	Cogeco Cable Inc. Sv	0.10%	25401025
133	IVN	Ivanhoe Mines Limited	0.10%	15104020
134	PGX.UN	Progress Energy Trust Units	0.09%	10102020
135	MDA	Macdonald, Dettwiler And Associates Ltd.	0.09%	45103010
136	PSI	Pason Systems Inc.	0.09%	10101020
137	UUU	Uranium One Inc. J	0.09%	10102050
138	AGI	Alamos Gold Inc. J	0.09%	15104030
139	IMN	Inmet Mining Corporation	0.09%	15104020
140	DII.B	Dorel Industries Inc. CI B Sv	0.09%	25201020
141	LB	Laurentian Bank Of Canada	0.09%	40101015
142	NWF.UN	North West Company Fund Trust Units	0.09%	30101030
143	GAM	Gammon Gold Inc. J	0.09%	15104040
144	CWB	Canadian Western Bank	0.08%	40101015
145	MTL.UN	Mullen Group Income Fund Trust Units	0.08%	10101020
146	NAE.UN	Nal Oil & Gas Trust Units	0.08%	10102020
147	CWT.UN	Calloway Real Estate Investment Trust Units	0.08%	40402060
148	DHF.UN	Davis & Henderson Income Fund Units	0.08%	40201020
149	MDS	MDS Inc.	0.08%	35203010
150	AVN.UN	Advantage Energy Income Fund Trust Units	0.08%	10102020
151	NPI.UN	Northland Power Income Fund Trust Units	0.08%	55105010
152	MFI	Maple Leaf Foods Inc.	0.08%	30202030
153	DAY.UN	Daylight Resources Trust Units	0.07%	10102020
154	AGF.B	Agf Management Ltd. CI B Nv	0.07%	40203010
155	NB	Northbridge Financial Corporation	0.07%	40301040
156	LIF.UN	Labrador Iron Ore Royalty Income Fund Tr Units	0.07%	15104050
157	EQN	Equinox Minerals Limited J	0.07%	15104020
158	TCL.A	Transcontinental Inc. CI A Sv	0.07%	20201010
159	PXE	Proex Energy Ltd.	0.07%	10102020
160	EP.UN	Epcor Power L.P. Units	0.07%	55105010
161	CFP	Canfor Corporation	0.07%	15105010
162	RET.A	Reitmans (Canada) Ltd. CI A Nv	0.07%	25504010
163	PMZ.UN	Primaris Retail Real Estate Investment Trust Un	0.07%	40402060
164	CCL.B	CCL Industries Inc. CI B Nv	0.06%	15103010
165	NVA	Nuvista Energy Ltd.	0.06%	10102020
166	HCG	Home Capital Group Inc.	0.06%	40102010
167	BFC	BFI Canada Ltd.	0.06%	20201050
168	TCM	Thompson Creek Metals Company Inc.	0.06%	15104020
169	CGX.UN	Cominar Real Estate Investment Trust Units	0.06%	40402010
170	WTE.UN	Westshore Terminals Income Fund Trust Units	0.06%	20305030
171	CUF.UN	Cominar Real Estate Investment Trust Units	0.06%	40402010
172	SCC	Sears Canada Inc.	0.06%	25503010
173	BIR	Birchcliff Energy Ltd.	0.06%	10102020
174	ARE	Aecon Group Inc.	0.06%	20103010
175	CSH.UN	Chartwell Seniors Housing Reit Trust Units	0.05%	40402070
176	NCX	Nova Chemicals Corporation	0.05%	15101010
177	SVY	Savanna Energy Services Corp.	0.05%	10101010
178	HBM	Hudbay Minerals Inc.	0.05%	15104020
179	CWI.UN	Consumers Waterheater Income Fund (The) Un	0.05%	25302020
180	TNX	Tanzanian Royalty Exploration Corporation J	0.05%	15104020
181	EFX.UN	Enerflex Systems Income Fund Units	0.05%	10101020
182	PMT.UN	Paramount Energy Trust Units	0.05%	10102020
183	IOL	Interoil Corporation J	0.05%	10102010
184	TS.B	Torstar Corp. CI B Nv	0.05%	25401040

## Chapter 4

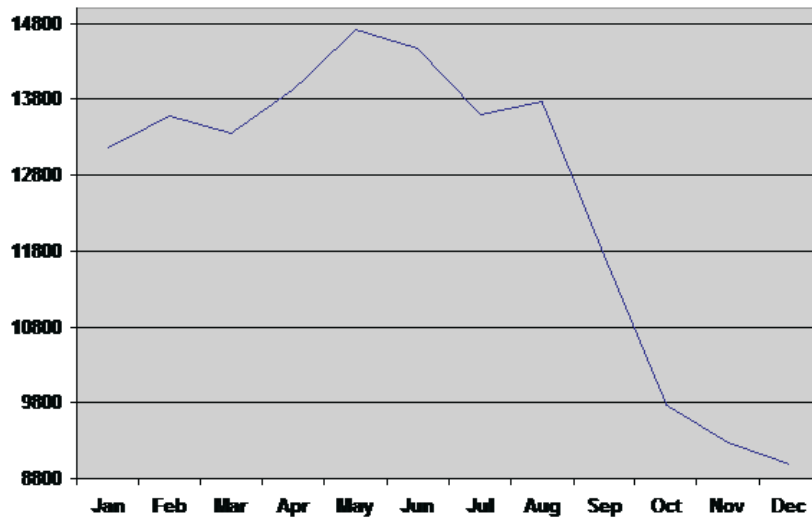
Rank	Symbol	Name	Relative Weight	GICS Code
185	DC.A	Dundee Corporation Cl A Sv	0.05%	40203010
186	TDG	Trinidad Drilling Ltd.	0.05%	10101010
187	EGU	European Goldfields Limited J	0.05%	15104030
188	KHD	Canadian Hydro Developers, Inc.	0.05%	55105010
189	EXE.UN	Extendicare Real Estate Investment Trust Units	0.04%	40402070
190	FRU.UN	Freehold Royalty Trust Units	0.04%	10102020
191	TRZ.B	Transat A.T. Inc. Cl B	0.04%	20302010
192	FSV	Firstservice Corporation Sv	0.04%	40403040
193	SVM	Silvercorp Metals Inc. J	0.04%	15104020
194	JAZ.UN	Jazz Air Income Fund Units	0.04%	20302010
195	LUN	Lundin Mining Corporation	0.04%	15104020
196	GO	Galleon Energy Inc. Cl A	0.04%	10102020
197	UTS	UTS Energy Corporation	0.04%	10102020
198	CR	Crew Energy Inc.	0.04%	10102020
199	NGD	New Gold Inc. J	0.04%	15104030
200	FEL	Fairborne Energy Ltd. J	0.04%	10102020
201	COM	Cardiome Pharma Corp.	0.04%	35202010
202	KFS	Kingsway Financial Services Inc.	0.04%	40301040
203	OPC	Opti Canada Inc.	0.04%	10102020
204	HW	Harry Winston Diamond Corporation	0.04%	15104040
205	TFI	Transforce Inc.	0.03%	20304020
206	MDI	Major Drilling Group International Inc.	0.03%	15104040
207	HPX	Highpine Oil & Gas Limited Cl A	0.03%	10102020
208	INN.UN	Innvest Real Estate Investment Trust Units	0.03%	40402070
209	TWF.UN	Timberwest Forest Corp. Stapled Units	0.03%	15105010
210	NAL.UN	Newalta Income Fund Trust Units	0.03%	20201050
211	FNX	FNX Mining Company Inc.	0.03%	15104020
212	CAS	Cascades Inc.	0.02%	15103020
213	ITX	Iteration Energy Ltd. J	0.02%	10102020
214	FGL	Forzani Group Ltd. (The) Cl A	0.02%	25504040
215	CFW	Calfrac Well Services Ltd.	0.02%	10101020
216	POU	Paramount Resources Ltd. Cl A	0.02%	10102020
217	QUA	Quadra Mining Ltd.	0.02%	15104020
218	NT	Nortel Networks Corporation	0.02%	45201020
219	CLL	Connacher Oil And Gas Limited	0.02%	10102020
220	OIL	Oilexco Incorporated J	0.01%	10102020

## S&P/TSX Composite Index: 2008 Performance

### S&P/TSX Composite Index Monthly Close

Month	High	Low	Close	TRIV
January	13978.20	12131.48	13155.10	32655.06
February	13873.89	12867.20	13582.69	33790.86
March	13603.32	12709.38	13350.13	33307.55
April	14321.16	13440.72	13937.04	34838.87
May	15047.34	14065.81	14714.73	36857.32
June	15073.13	14292.14	14467.03	36335.84
July	14143.57	13206.14	13592.91	34206.47
August	13771.25	13063.85	13771.25	34734.66
September	13299.54	11285.07	11752.90	29716.94
October	11714.51	8537.34	9762.76	24763.48
November	10116.58	7724.76	9270.62	23590.58
December	8987.70	8057.82	8987.70	22967.98

### S&P/TSX PERFORMANCE 2008



## Chapter 4

**S&P/TSX 60 Index**

Rank	Symbol	Name	Relative Weight	GICS Code
1	RY	Royal Bank Of Canada	6.71%	40101010
2	ECA	Encana Corporation	5.67%	10102020
3	ABX	Barrick Gold Corporation	5.18%	15104030
4	TD	Toronto-Dominion Bank (The)	4.89%	40101010
5	BNS	Bank Of Nova Scotia (The)	4.46%	40101010
6	MFC	Manulife Financial Corporation	4.45%	40301020
7	BNS	Goldcorp Inc.	3.72%	15104030
8	POT	Potash Corporation Of Saskatchewan	3.59%	15101030
9	CNQ	Canadian Natural Resources Limited	3.50%	10102020
10	RIM	Research In Motion Limited	3.25%	45201020
11	SU	Suncor Energy Inc.	2.95%	10102010
12	CNR	Canadian National Railway	2.79%	20304010
13	TRP	Transcanada Corporation	2.70%	10102040
14	BCE	BCE Inc.	2.69%	50101020
15	RCI.B	Rogers Communications Inc. Cl B Nv	2.59%	50102010
16	CM	Canadian Imperial Bank Of Commerce	2.59%	40101010
17	BMO	Bank Of Montreal	2.24%	40101010
18	SLF	Sun Life Financial Inc.	2.12%	40301020
19	K	Kinross Gold Corporation	1.97%	15104030
20	ENB	Enbridge Inc.	1.96%	10102040
21	PCA	Petro-Canada	1.72%	10102010
22	TLM	Talisman Energy Inc.	1.64%	10102020
23	T	Telus Corporation	1.57%	50101020
24	NXY	Nexen Inc.	1.48%	10102020
25	IMO	Imperial Oil Limited	1.39%	10102010
26	SC	Shoppers Drug Mart Corporation	1.39%	30101010
27	COS.UN	Canadian Oil Sands Trust Units	1.35%	10102020
28	AEM	Agnico-Eagle Mines Limited	1.28%	15104030
29	BAM.A	Brookfield Asset Management Inc. Cl A Lv	1.21%	40403010
30	HSE	Husky Energy Inc.	1.02%	10102010
31	CCO	Cameco Corporation	1.02%	10102050
32	SJR.B	Shaw Communications Inc. Cl B Nv	0.94%	25401025
33	TRI	Thomson Reuters Corporation	0.91%	25401040
34	YRI	Yamana Gold Inc. J	0.88%	15104030
35	AGU	Agrium Inc.	0.87%	15101030
36	BBD.B	Bombardier Inc. Cl B Sv	0.87%	20101010
37	THI	Tim Hortons Inc.	0.84%	25301040
38	CP	Canadian Pacific Railway Limited	0.84%	20304010
39	SNC	SNC-Lavalin Group Inc.	0.80%	20103010
40	PWT.UN	Penn West Energy Trust Units	0.69%	10102020
41	NA	National Bank Of Canada	0.66%	40101010
42	TA	Transalta Corporation	0.64%	55105010
43	AET.UN	Arc Energy Trust Units	0.58%	10102020
44	MG.A	Magna International Inc. Cl A Sv	0.55%	25101010
45	MRU.A	Metro Inc. Cl A Sv	0.54%	30101030
46	ERF.UN	Enerplus Resources Fund Trust Units	0.52%	10102020
47	FTS	Fortis Inc.	0.51%	55101010
48	L	Loblaw Companies Limited	0.47%	30101030
49	YLO.UN	Yellow Pages Income Fund Units	0.45%	25401040
50	CTC.A	Canadian Tire Corporation Limited Cl A Nv	0.45%	25503020
51	WN	Weston, George Limited	0.39%	30101030
52	TCK.B	Teck Cominco Limited Cl B Sv	0.38%	15104020
53	AER	Groupe Aeroplan Inc.	0.23%	25401010
54	GIL	Gildan Activewear Inc.	0.23%	25203010

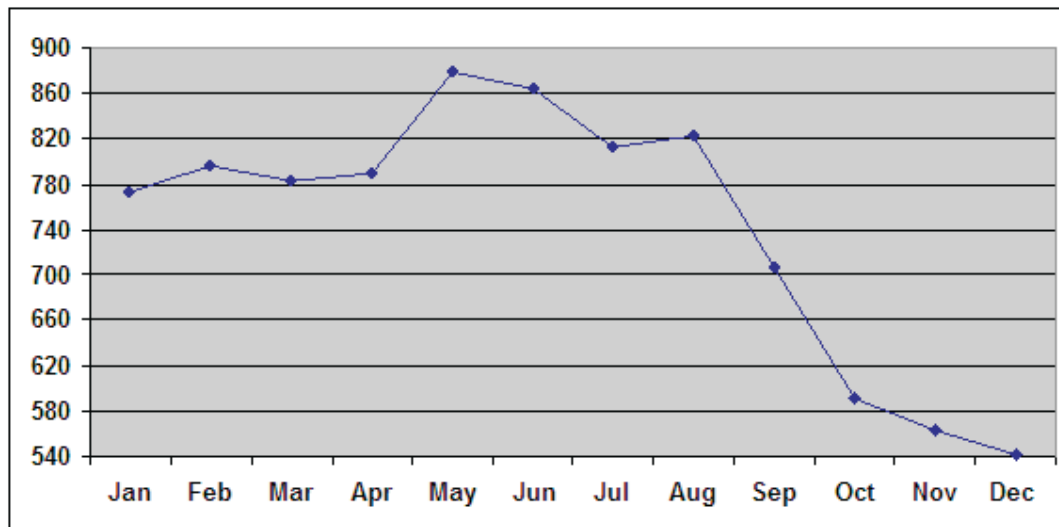
## Chapter 4

Rank	Symbol	Name	Relative Weight	GICS Code
55	BVF	Biovail Corporation	0.20%	35202010
56	FM	First Quantum Minerals Ltd. J	0.16%	15104020
57	IMN	Inmet Mining Corporation	0.11%	15104020
58	MDS	MDS Inc.	0.10%	35203010
59	NCX	Nova Chemical Corporation	0.06%	15101010
60	LUN	Lunding Mining Corporation	0.05%	15104020

### S&P/TSX 60 Index 2008 Performance

Month	High	Low	Close	TRIV
January	818.31	710.46	772.56	1559.08
February	814.02	752.36	795.23	1607.32
March	799.56	746.46	783.44	1587.67
April	849.92	789.94	825.91	1676.69
May	900.14	833.52	878.42	1786.42
June	900.93	852.01	863.19	1759.80
July	846.10	788.57	811.73	1657.76
August	821.69	799.83	821.69	1681.48
September	792.91	676.45	707.34	1450.09
October	703.79	513.24	591.28	1215.83
November	610.63	463.57	563.09	1161.15
December	541.82	488.54	541.82	1121.27

### S&P/TSX 60 Index Performance - 2008



**S&P/TSX Completion Index:****(as of December 31st, 2008)**

Rank	Symbol	Name	Relative Weight	GICS Code
1	POW	Power Corporation Of Canada Sv	3.96%	40301020
2	FFH	Fairfax Financial Holdings Ltd. Sv	3.48%	40301030
3	PWF	Power Financial Corporation	2.85%	40301020
4	GWO	Great West Lifeco Inc.	2.47%	40301020
5	IGM	Igm Financial Inc.	1.98%	40203010
6	ELD	Eldorado Gold Corporation	1.87%	15104030
7	CPG.UN	Crescent Point Energy Trust Units	1.59%	10102020
8	REI.UN	Riocan Real Estate Investment Trust Units	1.59%	40402060
9	SAP	Saputo Inc.	1.59%	30202030
10	BA.UN	Bell Aliant Regional Communicate Income Fund	1.58%	50101020
11	RBA	Ritchie Bros. Auctioneers Incorporated	1.46%	20201070
12	GIB.A	CGI Group Inc. Cl A Sv	1.39%	45102010
13	EMA	Emera Incorporated	1.32%	55101010
14	FTT	Finning International Inc.	1.29%	20107010
15	CU	Canadian Utililites Ltd. Cl A Nv	1.28%	55103010
16	PGF.UN	Pengrowth Energy Trust Units	1.26%	10102020
17	MBT	Manitoba Telecom Inc.	1.23%	50101020
18	VT	Viterra Inc.	1.19%	30202010
19	IMG	Iamgold Corporation	1.19%	15104030
20	CAE	CAE Inc.	1.09%	20101010
21	PIF.UN	Pembina Pipeline Income Fund Trust Units	1.08%	10102040
22	ATD.B	Alimentation Couche-Tard Inc. Cl B Sv	1.07%	30101030
23	AXC	Addax Petroleum Corporation	1.07%	10102020
24	SLW	Silver Wheaton Corpo.	1.07%	15104040
25	OTC	Open Text Corporation	1.02%	45101010
26	X	TMX Group Inc.	1.01%	40201040
27	IAG	Industrial Alliance Insurance & Fin Service Inc.	0.99%	40301020
28	TRE	Sino-Forest Corporation	0.96%	15105010
29	NKO	Niko Resources Ltd.	0.94%	10102020
30	BPO	Brookfield Properties Corporation	0.94%	40403020
31	VET.UN	Vermillion Energy Trust Units	0.94%	10102020
32	OCX	Onex Corporation Sv	0.92%	40201030
33	CIX.UN	CI Financial Income Fund Units	0.90%	40203010
34	PAA	Pan American Silver Corp.	0.90%	15104040
35	PBG	Petrobank Energy And Resources Ltd.	0.89%	10102020
36	WJA	Westjet Airlines Limited	0.89%	20302010
37	ESI	Ensign Energy Services Inc.	0.88%	10101010
38	H TE.UN	Harvest Energy Trust Units	0.86%	10102020
39	BNP.UN	Bonavista Energy Trust Units	0.86%	10102020
40	RBI	Red Back Mining Inc. J	0.83%	15104030
41	IPL.UN	Inter Pipeline Fund Cl A Lp Units	0.83%	10102040
42	ACO.X	Atco Ltd. Cl I Nv	0.81%	55103010
43	TIH	Toromont Industries Ltd.	0.79%	20106010
44	BTE.UN	Baytex Energy Trust Units	0.75%	10102020
45	RON	Rona Inc.	0.74%	25504030
46	REF.UN	Canadian Real Estate Investment Trust Units	0.73%	40402010
47	PVE.UN	Provident Energy Trust Units	0.73%	10102010
48	STN	Stantec Inc.	0.73%	20202020
49	ACM.A	Astral Media Inc. Cl A Nv	0.70%	25401020
50	TOG	Tristar Oil And Gas Ltd.	0.68%	10102020
51	MX	Methanex Corporation	0.67%	15101010
52	PD.UN	Precision Drilling Trust Units	0.67%	10101010

## Chapter 4

Rank	Symbol	Name	Relative Weight	GICS Code
53	SSO	Silver Standard Resources Inc.	0.65%	15104040
54	EMP.A	Empire Company Ltd. CI A Nv	0.64%	30101030
55	ALA.UN	Altagas Income Trust Units	0.63%	10102040
56	CLC.UN	CML Healthcare Income Fund Trust Units	0.61%	35102015
57	RUS	Russel Metals Inc.	0.60%	20107010
58	CLS	Celestica Inc. Sv	0.60%	45203020
59	KEY.UN	Keyera Facilities Income Fund Trust Units	0.59%	10102030
60	IIC	ING Canada Inc. Lv	0.59%	40301040
61	HR.UN	H&R Real Estate Investment Trust Stapled Un	0.58%	40402010
62	SCL.A	Shawcor Ltd. CI A Sv	0.57%	10101020
63	CJR.B	Corus Entertainment Inc. CI B Nv	0.57%	25401020
64	GNA	Gerdau Ameristeel Corporation	0.56%	15104050
65	CAR.UN	Canadian Apartment Prop Real Estate Inv Tr Un	0.56%	40402050
66	PEY.UN	Peyto Energy Trust Units	0.56%	10102020
67	BEI.UN	Boardwalk Real Estate Investment Trust Un	0.54%	40402050
68	TCW	Trican Well Service Ltd.	0.53%	10101020
69	PCJ.A	Jean Coutu Group (Pjc) Inc. (The) CI A Sv	0.53%	30101010
70	FCE.UN	Fort Chicago Energy Partners L.P. CI A Units	0.51%	10102040
71	SPF.UN	Superior Plus Income Fund Trust Units	0.51%	20107010
72	WFT	West Fraser Timber Co. Ltd.	0.51%	15105010
73	SIF.UN	Energy Savings Income Fund Units	0.49%	55103010
74	S	Sherritt International Corporation	0.49%	15104020
75	QBR.B	Quebecor Inc. CI B Sv	0.48%	25401040
76	CCA	Cogeco Calbe Inc. Sv	0.48%	25401025
77	IVN	Ivanhoe Mines Ltd.	0.48%	15104020
78	PGX.UN	Progress Energy Trust Units	0.47%	10102020
79	MDA	Macdonald, Dettwiler And Associates Ltd.	0.47%	45103010
80	PSI	Pason Systems Inc.	0.47%	10101020
81	UUU	Uranium One Inc. J	0.45%	10102050
82	AGI	Alamos Gold Inc. J	0.44%	15104030
83	DII.B	Dorel Industries Inc. CI B Sv	0.44%	25201020
84	LB	Laurentian Bank Of Canada	0.44%	40101015
85	NWF.UN	North West Company Fund Trust Units	0.43%	30101030
86	GAM	Gammon Gold Inc. J	0.43%	15104040
87	CWB	Canadian Western Bank	0.42%	40101015
88	MTL.UN	Mullen Group Income Fund Trust Units	0.41%	10101020
89	NAE.UN	Nal Oil & Gas Trust Units	0.41%	10102020
90	CWT.UN	Calloway Real Estate Investment Trust Units	0.40%	40402060
91	DHF.UN	Davis & Henderson Income Fund Units	0.39%	40201020
92	AVN.UN	Advantage Energy Income Fund Units	0.38%	10102020
93	NPI.UN	Northland Power Incoem Fund Trust Units	0.38%	55105010
94	MFI	Maple Leaf Foods Inc.	0.38%	30202030
95	DAY.UN	Daylight Resources Trust Units	0.37%	10102020
96	AGF.B	AGF Management Ltd. CI B Nv	0.36%	40203010
97	NB	Northbridge Financial Corporation	0.36%	40301040
98	LIF.UN	Labrador Iron Ore Royalty Income Fund Units	0.36%	15104050
99	EQN	Equinox Minerals Limited J	0.36%	15104020
100	TCL.A	Transcontinental Inc. CI A Sv	0.36%	20201010
101	PXE	Proex Energy Ltd.	0.35%	10102020
102	EP.UN	Epcor Power L.P. Units	0.35%	55105010
103	CFP	Canfor Corporation	0.35%	15105010
104	RET.A	Reitmans (Canada) Ltd. CI A Nv	0.34%	25504010
105	PMZ.UN	Primaris Retail Real Estate Investment Tr Un	0.34%	40402060
106	CCL.B	CCL Industries CI B Nv	0.32%	15103010
107	NVA	Nuvista Energy Ltd.	0.32%	10102020
108	HCG	Home Capital Group Inc.	0.32%	40102010

## Chapter 4

Rank	Symbol	Name	Relative Weight	GICS Code
109	BFI	BFI Canada Ltd.	0.32%	20201050
110	TCM	Thompson Creek Metals Company Inc.	0.32%	15104020
111	CGX.UN	Cineplex Galaxy Income Fund Units	0.32%	25401030
112	WTE.UN	Westore Terminals Income Fund Trust Units	0.31%	20305030
113	CUF.UN	Cominar Real Estate Investment Trust Units	0.31%	40402010
114	SCC	Sears Canada Inc.	0.30%	25503010
115	BIR	Birchcliff Energy Ltd.	0.30%	10102020
116	ARE	Aecon Group Inc.	0.29%	20103010
117	CSH.UN	Chartwell Seniors Housing Reit Trust Units	0.27%	40402070
118	SVY	Savanna Energy Services Corp.	0.25%	10101010
119	HBM	Hudbay Minerals Inc.	0.25%	15104020
120	CWI.UN	Consumers Waterheather Income Fund (The) Un	0.25%	25302020
121	TNX	Tanzanian Royalty Exploration Corporation J	0.25%	15104030
122	EFX.UN	Enerflex Systems Income Fund Units	0.24%	10101020
123	PMT.UN	Paramount Energy Trust Units	0.24%	10102020
124	IOL	Interoil Corporation J	0.24%	10102010
125	TS.B	Torstar Corp. Cl B Nv	0.24%	25401040
126	DC.A	Dundee Corporation Cl A Sv	0.23%	40203010
127	TDG	Trinidad Drilling Ltd.	0.23%	10101010
128	EGU	European Goldfields Limited J	0.23%	15104030
129	KHD	Canadian Hydro Developers, Inc.	0.23%	55105010
130	EXE.UN	Extencicare Real Estate Investment Trust Un	0.22%	40402070
131	FRU.UN	Freehold Royalty Trust Units	0.21%	10102020
132	TRZ.B	Transat A.T. Inc. Cl B	0.21%	20302010
133	FSV	Firstservice Corporation Sv	0.21%	40403040
134	SVM	Silvercorp Metals Inc. J	0.21%	15104020
135	JAZ.UN	Jazz Air Income Fund Units	0.21%	20302010
136	GO	Galleon Energy Inc. Cl A	0.20%	10102020
137	UTS	UTS Energy Corporation	0.20%	10102020
138	CR	Crew Energy Inc.	0.20%	10102020
139	NGD	New Gold Inc. J	0.20%	15104030
140	FEL	Fairborne Energy Ltd. J	0.19%	10102020
141	COM	Cardiome Pharma Corp.	0.19%	35202010
142	KFS	Kingsway Financial Services Inc.	0.19%	40301040
143	OPC	Opti Canada Inc.	0.19%	10102020
144	HW	Harry Winston Diamond Corporation	0.18%	15104040
145	TFI	Transforce Inc.	0.16%	20304020
146	MDI	Major Drilling Group International Inc.	0.16%	15104020
147	HPX	Highpine Oil & Gas Limited Cl A	0.15%	10102020
148	INN.UN	Innvest Real Estate Investment Trust Units	0.15%	40402070
149	TWF.UN	Timberwest Forest Corp. Stapled Units	0.15%	15105010
150	NAL.UN	Newalta Income Fund Trust Units	0.14%	20201050
151	FNX	FNX Mining Company Inc.	0.14%	15104020
152	CAS	Cascades Inc.	0.12%	15103020
153	ITX	Iteration Energy Ltd. J	0.12%	10102020
154	FGL	Forzani Group Ltd. (The) Cl A	0.12%	25504040
155	CFW	Calfrac Well Services Ltd.	0.11%	10101020
156	POU	Paramount Resources Ltd. Cl A	0.11%	10102020
157	QUA	Quadra Mining Ltd.	0.10%	15104020
158	NT	Nortel Networks Corporation	0.08%	45201020
159	CLL	Connacher Oil And Gas Limited	0.08%	10102020
160	OIL	Oilexco Incorporated J	0.03%	10102020

# S&P/TSX SmallCap Index

(as of December 31st, 2008)

Rank	Symbol	Name	Relative Weight	GICS Code
1	RBI	Red Back Mining Inc. J	2.28%	15104030
2	STN	Stantec Inc.	1.98%	20202020
3	EMP.A	Empire Company Ltd. Cl A Nv	1.74%	30101030
4	CLC.UN	Cml Healthcare Income Fund Trust Units	1.67%	35102015
5	KEY.UN	Keyera Facilities Income Fund Trust Units	1.62%	10102030
6	CAR.UN	Cdn Apartment Prop Real Estate Inv Tr Un	1.53%	40402050
7	PJC.A	Jean Coutu Group (Pjc) Inc. (The) Cl A Sv	1.45%	30101010
8	FCE.UN	Fort Chicago Energy Partners Lp Cl A Units	1.40%	10102040
9	SPF.UN	Superior Plus Income Fund Trust Units	1.40%	20107010
10	SIF.UN	Energy Savings Income Fund Units	1.34%	55103010
11	CCA	Cogeco Cable Inc. Sv	1.31%	25401025
12	MDA	Macdonald, Dettwiler And Associates Ltd.	1.27%	45103010
13	PSI	Pason Systmes Inc.	1.27%	10101020
14	AGI	Alamos Gold Inc. J	1.21%	15104030
15	DII.B	Dorel Industries Inc. Cl B Sv	1.20%	25201020
16	LB	Laurentian Bank Of Canada	1.19%	40101015
17	NWF.UN	North West Company Fund Trust Units	1.18%	30101030
18	GAM	Gammon Gold Inc. J	1.17%	15104040
19	CWB	Canadian Western Bank	1.14%	40101015
20	MTL.UN	Mullen Group Income Fund Trust Units	1.13%	10101020
21	NAE.UN	Nal Oil And Gas Trust Units	1.12%	10102020
22	DHF.UN	Davis + Henderson Income Fund Units	1.07%	40201020
23	NPI.UN	Northland Power Income Fund Trust Units	1.05%	55105010
24	MFI	Maple Leaf Foods Inc.	1.03%	30202030
25	DAY.UN	Daylight Resources Trust Units	1.02%	10102020
26	NB	Northbridge Financial Corporation	0.99%	40301040
27	TCL.A	Transcontinental Inc. Cl A Sv	0.97%	20201010
28	PXE	Proex Energy Ltd.	0.97%	10102020
29	EP.UN	Epcor Power L.P. Units	0.96%	55105010
30	CFP	Canfor Corporation	0.95%	15105010
31	RET.A	Reitmans (Canada) Ltd. Cl A Nv	0.93%	25504010
32	PMZ.UN	Primarix Retail Real Estate Investment Tr Un	0.93%	40402060
33	CCL.B	CCL Industries Inc. Cl B Nv	0.88%	15103010
34	NVA	Nuvista Energy Ltd.	0.88%	10102020
35	HCG	Home Capital Group Inc.	0.88%	40102010
36	BFC	BFI Canada Ltd.	0.87%	20201050
37	CGX.UN	Cineplex Galaxy Income Fund Units	0.86%	25401030
38	WTE.UN	Westshore Terminals Income Fund Trust Un	0.86%	25401030
39	CUF.UN	Cominar Real Estate Investment Trust Un	0.86%	40402010
40	ARZ	Aurizon Mines Ltd. J	0.85%	15104030
41	BIR	Birchcliff Energy Ltd.	0.82%	10102020
42	ARE	Aecon Group Inc.	0.80%	20103010
43	SXC	SXC Health Solutions Corp.	0.79%	35103010
44	CSH.UN	Chartwell Seniors Housing Reit Trust Un	0.75%	40402070
45	SVY	Savanna Energy Services Corp.	0.69%	10101010
46	CWI.UN	Consumers Waterheater Income Fund (The) Un	0.67%	25302020
47	EFX.UN	Enerflex Systems Income Fund Units	0.67%	10101020
48	PMT.UN	Paramount Energy Trust Units	0.67%	10102020
49	FSY	Forsys Metals Corp. J	0.66%	15104020
50	IOL	Interoil Corporation J	0.65%	10102010
51	TS.B	Torstar Corp. Cl B Nv	0.65%	25401040
52	SEO	Storm Exploration Inc.	0.63%	10102020

## Chapter 4

Rank	Symbol	Name	Relative Weight	GICS Code
53	DC.A	Dundee Corporation Cl A Sv	0.62%	40203010
54	TDG	Trinidad Drilling Ltd.	0.62%	10101010
55	EGU	European Goldfields Limited J	0.62%	15104030
56	KHD	Canadian Hydro Developers Inc.	0.62%	55105010
57	MIM.A	Mi Developments Inc. Cl A Sv	0.61%	40403020
58	EXE.UN	Extendicaer Real Estate Investment Tr Un	0.60%	40402070
59	FRU.UN	Freehold Royalty Trust Units	0.58%	10102020
60	JAG	Jaguar Mining Inc. J	0.58%	15104030
61	TRZ.B	Transat A.T. Inc. Cl B B	0.57%	20302010
62	FSV	Firstservice Corporation Sv	0.57%	40403040
63	SVM	Silvercorp Metals Inc. J	0.57%	15104020
64	JAZ.UN	Jazz Air Income Fund Untis	0.57%	20302010
65	CLT	Celtic Exploration Ltd.	0.57%	10102020
66	AP.UN	Allied Properties Real Estate Invest Tr Un	0.56%	40402040
67	GO	Galleon Energy Inc. Cl A	0.55%	10102020
68	CR	Crew Energy Inc.	0.55%	10102020
69	NGD	New Gold Inc. J	0.55%	15104030
70	NPR.UN	Northern Property Real Estate Inv Tr Un	0.53%	40402050
71	FEL	Fairborne Enrgy Ltd. J	0.53%	10102020
72	GNV.UN	Genivar Incoem Fund Units	0.52%	20103010
73	COM	Cardiome Pharma Corp.	0.52%	35202010
74	KFS	Kingsway Financial Services Inc.	0.51%	40301040
75	HW	Harry Winston Diamond Corporation	0.50%	15104040
76	GBG	Great Basin Gold Ltd. J	0.49%	15104030
77	ATB	Atrium Innovations Inc.	0.48%	30302010
78	ZAR.UN	Zargon Energy Trust Units	0.47%	10102020
79	QEC	Questerre Energy Corporation J	0.46%	10102020
80	MFL	Minefinders Corporation Ltd. J	0.44%	15104040
81	CG	Centerra Gold Inc.	0.44%	15104030
82	ATA	ATS Automation Tooling Systems Inc.	0.43%	20106020
83	TFI	Transforce Inc.	0.43%	20304020
84	MDI	Major Drilling Group International Inc.	0.43%	15104020
85	ARF.UN	Armtec Infrastructure Income Fund Tr Un	0.43%	20106020
86	RSI.UN	Rogers Sugar Income Fund Trust Units	0.43%	30202030
87	GSC	Golden Star Resources Ltd.	0.42%	15104030
88	HPX	Highpine Oil And Gas Limited Cl A	0.42%	10102020
89	INN.UN	Innvest Real Estate Investment Trust Units	0.42%	40402070
90	CHE.UN	Chemtrade Logistics Income Fund Units	0.41%	15101010
91	TWF.UN	Timberwest Forest Corp. Stapled Units	0.40%	15105010
92	PKI.UN	Parkland Income Fund Units	0.39%	10102030
93	NAL.UN	Newalta Income Fund Trust Units	0.39%	20201050
94	WGI	Western Goldfields Inc. J	0.39%	15104030
95	NGX	Northgate Minerals Corporation	0.38%	15104030
96	FNX	FNX Mining Company Inc.	0.37%	15104020
97	CAM	Canam Manac Group Inc.	0.37%	15104050
98	SMF	Semafo Inc. J	0.37%	15104030
99	GBU	Gabriel Resources Ltd. J	0.37%	15104030
100	WJX.UN	Wajax Income Fund Trust Units	0.37%	20106020
101	AFN.UN	Ag Growth Income Fund Trust Units	0.36%	20106010
102	BDT.UN	Bird Construction Income Fund Units	0.36%	20103010
103	DML	Denison Mines Corp.	0.36%	10102050
104	TET.UN	Trilogy Energy Trust Units	0.35%	10102020
105	FES	Flint Energy Services Ltd.	0.35%	10101020
106	AX.UN	Artis Real Estate Investment Trust Units	0.34%	40402060
107	GMP.UN	GMP Capital Trust Units	0.34%	40203020

## Chapter 4

Rank	Symbol	Name	Relative Weight	GICS Code
108	SCP	Sprott Resource Corp. J	0.34%	15104020
109	CAS	Cascades Inc.	0.34%	15103020
110	ET	Evertz Technologies Limited	0.33%	45203010
111	ELR	Eastern Platinum Limited J	0.33%	15104020
112	ITX	Iteration Energy Ltd. J	0.33%	10102020
113	MPT.UN	Macquarie Power & Infrastructure Inc Fun Un	0.32%	55105010
114	GC	Great Canadian Gaming Corporation	0.32%	25301010
115	SW	Sierra Wireless, Inc.	0.32%	45201020
116	FGL	Forzani Group Ltd. (The) CI A	0.32%	25504040
117	KGI	Kirkland Lake Gold Inc. J	0.32%	15104030
118	PAR	Petro Andina Resoruces Inc.	0.31%	10102020
119	CFW	Calfrac Well Services Ltd.	0.31%	10101020
120	CET.UN	Cathedral Energy Services Income Trust Units	0.30%	10101010
121	WAV	Breaker Energy Ltd. CI A	0.30%	10102020
122	HF	Hanfeng Evergreen Inc.	0.30%	15101030
123	POU	Paramount Resources Ltd. CI A	0.30%	10102020
124	VRO	Vero Energy Inc.	0.29%	10102020
125	WPT	Westport Innovations Inc.	0.29%	25101010
126	FRG	Fronteer Development Group Inc. J	0.29%	15104020
127	DGC	Detour Gold Corporation J	0.29%	15104030
128	CDH	Corridor Resources Inc.	0.28%	10102020
129	LIQ.UN	Liquor Stores Income Fund Trust Units	0.28%	30101030
130	GLV.A	GLV Inc. CI A Sv	0.28%	20106020
131	NG	Novagold Resources Inc. J	0.28%	15104030
132	QUA	Quadra Mining Ltd.	0.27%	15104020
133	APF.UN	Alonquin Power Income Fund Trust Units	0.26%	55105010
134	PTI	Patheon Inc. Rv	0.26%	35203010
135	CCI	Canaccord Capital Inc.	0.25%	40203020
136	VNX	Verenex Energy Inc. J	0.25%	10102020
137	LNR	Linamar Corporation	0.25%	25101010
138	D.UN	Dundee Real Estate Investment Trust Units	0.24%	40402040
139	CLL	Connacher Oil And Gas Limited	0.23%	10102020
140	AAH	Astra Technologies Limited	0.22%	45201020
141	NEM	Neo Material Technologies Inc.	0.22%	15101050
142	CS	Capstone Mining Corp. J	0.22%	15104020
143	WIN	Wi-Lan Inc.	0.22%	45201020
144	BLX	Boralex Inc. CI A	0.22%	55105010
145	HII.A	Homburg Invest Inc. CI A	0.21%	40403020
146	WTL	West Eenergy Ltd.	0.21%	10102020
147	MGA	Mega Uranium Ltd. J	0.21%	10102050
148	BPT.UN	Boralex Power Income Fund Trust Units	0.21%	55105010
149	MGO	Migao Corporation	0.21%	15101030
150	MRE	Martinrea International Inc.	0.20%	25101010
151	ABT	Absolute Software Corporation J	0.20%	45103010
152	MGL	Moto Goldmines Limited J	0.20%	15104030
153	BNK	Bankers Petroleum Ltd. J	0.20%	10102020
154	IE	Ivanhoe Energy Inc.	0.18%	10102020
155	ALS	Altius Minerals Corporation	0.18%	15104020
156	TH	Theratechnologies Inc.	0.17%	35201010
157	PDL	North American Palladium Ltd.	0.16%	15104040
158	CFX.UN	Canfor Pulp Income Fund Trust Units	0.16%	15105020
159	BCB	Cott Corporation	0.16%	30201030
160	BLD	Ballard Power Systems Inc.	0.16%	25101010
161	AQI	Aquiline Resources Inc. J	0.16%	15104030
162	CVI.A	Callvalley Petroleum Inc. CI A J	0.15%	10102020
163	TKO	Taseko Mines Limited	0.15%	15104020

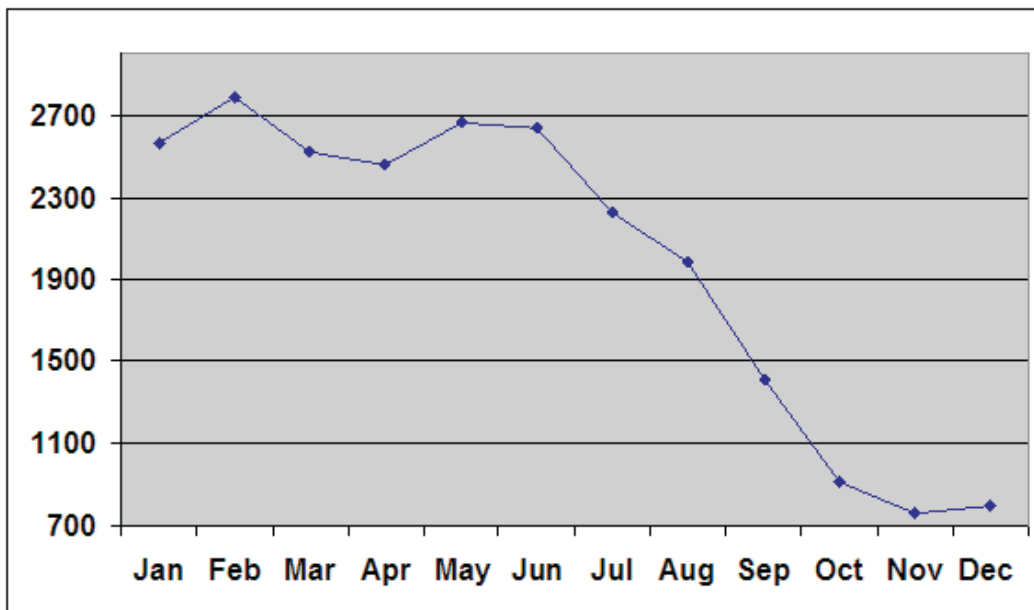
## Chapter 4

Rank	Symbol	Name	Relative Weight	GICS Code
164	WTN	Western Canadian Coal Corp. J	0.14%	15104020
165	GUY	Guyana Goldfields Inc. J	0.14%	15104030
166	PLG	PDX Resources Inc. J	0.14%	15104020
167	ANO	Anatolia Minerals Development Limited J	0.14%	15104020
168	UEG	Universal Energy Group Ltd. J	0.14%	55101010
169	TUI.UN	True Energy Trust Units	0.14%	10102020
170	UEX	Uex Corporation J	0.14%	10102050
171	CTL	Catalyst Paper Corporation	0.13%	15105020
172	FIU	First Uranium Corporation J	0.13%	15104020
173	SGF	Shore Gold Inc. J	0.13%	15104040
174	AXL	Anderson Energy Ltd.	0.13%	10102020
175	PNP	Pinetree Capital Ltd. J	0.13%	40203010
176	IMP	Intermap Technologies Corporation	0.13%	20201070
177	SVC	Sandvine Corporation J	0.13%	45201020
178	CMT	Compton Petroleum Corporation	0.12%	10102020
179	CRW.UN	Cinram International Income Fund Units	0.12%	25401030
180	TSK	Tusk Energy Corporation J	0.12%	10102020
181	GCE	Grande Cache Coal Corporation J	0.12%	15104020
182	HEM	Hemisphere Gps Inc.	0.11%	45201020
183	CGS	Canwest Global Communications Corp. Sv	0.11%	25401020
184	AVM	Anvil Mining Limited	0.11%	15104020
185	AXU	Aurora Energy Resources Inc. J	0.11%	10102050
186	GS	Gluskin Sheff & Associates Inc. Sv	0.11%	40203010
187	RSC	Strateco Resources Inc. J	0.10%	10102050
188	CUQ	Churchill Corporation (The) CI A	0.09%	20103010
189	URE	UR-Energy Inc. J	0.09%	10102050
190	NBD	Norbord Inc.	0.09%	15105010
191	LAM	Laramide Resources Ltd. J	0.09%	15104020
192	AEN	Antrim Energy Inc. J	0.09%	10102020
193	PLS	Polaris Minerals Corporation J	0.08%	15102010
194	KRY	Crystallex International Corporation J	0.08%	15104030
195	ORA	Aura Minerals Inc. J	0.07%	15104030
196	AC.B	Air Canada Class B	0.06%	20302010
197	PDP	Petrolifera Petroleum Limited J	0.06%	10102020
198	RV	Resverlogix Corp. J	0.06%	35201010
199	WEW	Webtech Wireless Inc.	0.06%	45201020
200	GW	Garda World Security Corporation CI A J	0.05%	20201080
201	BVX	Bow Valley Energy Ltd.	0.05%	10102020
202	AG.UN	Arctic Glacier Income Fund Trust Units	0.05%	30202030
203	ANP	Angiotech Pharmaceuticals Inc.	0.04%	35202010
204	ML	Mercator Minerals Ltd. J	0.04%	15104020
205	FCC	Frontera Copper Corporation J	0.04%	15104020
206	CCJ	Coalcorp Mining Inc. J	0.04%	10102050
207	BIM	Baffinland Iron Mines Corporation J	0.04%	15104050
208	VRS	Allen-Vanguard Corporation J	0.03%	20101010

## S&P/TSX Venture Composite Index 2008

	<b>High</b>	<b>Low</b>	<b>Close</b>
January	2886.39	2340.21	2564.69
February	2814.88	2480.49	2782.07
March	2810.46	2440.96	2517.56
April	2590.82	2427.95	2455.06
May	2735.30	2442.46	2657.00
June	2688.89	2529.42	2635.78
July	2649.69	2149.18	2224.14
August	2239.74	1881.41	1983.64
September	1983.64	1373.00	1415.00
October	1422.60	800.57	915.30
November	993.47	685.07	766.35
December	797.02	678.62	797.02

### S&P/TSX Venture Composite Index Performance 2008



Chapter 4

## S&P/TSX Venture Composite Index

	<b>Symbol</b>	<b>Security Name</b>
1	AAE	Aaer Inc.
2	AME	Abacus Mining & Exploration Corporation
3	ABE	Abitex Resources Inc.
4	AEC	Action Energy Inc.
5	ACT	Active Control Technology Inc.
6	ADE	Adex Mining Inc.
7	ADB	Admiral Bay Resources Inc.
8	ADI	Adriana Resources Inc.
9	AXI	Advanced Explorations Inc.
10	APC	Advanced Proteome Therapeutics Corporation
11	AMA	Aeromechanical Services Ltd.
12	AFA	Afri-Can Marine Minerals Corporation
13	AQI	Africa Oil Corp.
14	AGG	African Gold Group Inc.
15	AOS	Alberta Oilsands Inc.
16	ASX	Alberta Star Development Corp.
17	AGM	Aldridge Minerals Inc.
18	ALH	Alhambra Resources Ltd.
19	AGT.UN	Alliance Grain Traders Income Fund
20	AHP	Allied Hotel Properties Inc.
21	ANG	Altacana Energy Corp.
22	ATI	Altai Resources Corp.
23	AGX	Amador Gold Corp.
24	AHR	Amarc Resources Ltd.
25	AGC	Amarillo Gold Corporation
26	AAG	Andean American Mining Corp.
27	ADM	Andina Minerals Corp.
28	AOX	Andover Ventures Inc.
29	ASW	Anglo Swiss Resources Inc.
30	ANI	Animas Resources Limited
31	ARQ	Anooraq Resources Corporation
32	ANM	Antares Minerals Inc.
33	AQM	Apoquindo Minerals Inc.
34	APZ	Aptilon Corporation
35	AQE	Aqua-Pure Ventures Inc.
36	ARK	Aranka Gold Inc.
37	ARN	Arcan Resources Ltd.
38	AAD	Archangel Diamond Corporation
39	ACS	Archon Minerals Limited
40	AOT	Ascot Resources Ltd.
41	NOW	Asia Now Resources Corp.
42	ASN	Asian Mineral Resources Limited
43	SAT	Asian Television Network International Ltd.
44	AHF	Aston Hill Financial Inc.
45	ATC	Atac Resources Ltd.
46	AAM	Atacama Minerals Corp.
47	ATW	ATW Gold Corp.
48	AUN	Aurcana Corporation
49	AZE	Ausam Energy Corporation
50	ASM	Avino Silver & Gold Mines Ltd.
51	AVR	Avion Resources Corp.
52	AXM	Axmin Inc.
53	AZM	Azimut Exploration Inc.
54	BBP	Bayou Bend Petroleum Ltd.
55	BAY	Bayswater Uranium Corporation
56	BCM	Bear Creek Mining Corporation

## Chapter 4

	<b>Symbol</b>	<b>Security Name</b>
57	BLG	Bear Lake Gold Ltd.
58	BMN.A	Beaumont Select Corporations Inc.
59	BCU	Bell Copper Corporation
60	BMX.A	Bellamount Exploration Ltd.
61	BEL	Belvedere Resources Ltd.
62	BTC	Benton Resources Corp.
63	BSM	Big Stick Media Corporation
64	BXI	Bio-Extraction Inc.
65	BTT	Bitterroot Resources Ltd.
66	BLK	Black Pearl Minerals Consolidated
67	BLV	Blackstone Ventures Inc.
68	BNX.A	Bnp Resources Inc.
69	BPM	Bralorne Gold Mines Ltd.
70	BVG	Bravo Venture Group Inc.
71	BRX	Brazalta Resources Corp.
72	BZO	Brazauro Resources Corporation
73	BBR	Brett Resources Inc.
74	BRY	Bri-Chem Corp.
75	BUK	Bridge Resources Corp.
76	BMC	Brilliant Mining Corp.
77	BWM	Brownstone Ventures Inc.
78	BTB.UN	Btb Real Estate Investment Trust
79	BUF	Buffalo Gold Ltd.
80	BFR	Buffalo Resources Corp.
81	BU	Burcon Nutrascience Corporation
82	CBE	Cabo Drilling Corp.
83	CNF	Cadan Resources Corporation
84	CAO	Cadiscor Resources Inc.
85	CAA	Callinan Mines Limited
86	CE	Canada Energy Partners Inc.
87	CZX	Canada Zinc Metals Corp.
88	CFL.UN	Canadian Equipment Rental Fund Limited Partnership
89	CQV	Canadian Imperial Venture Corp.
90	CPH	Canadian Phoenix Resources Corp.
91	SPI	Canadian Spirit Resources Inc.
92	CVV	Canalaska Uranium Ltd.
93	CXZ	Canext Energy Ltd.
94	CNS	Canoro Resources Ltd.
95	CPQ	Canplats Resources Corporation
96	CD	Cantex Mine Developments Corp.
97	CTS	Cantronic Systems Inc.
98	CAV	Cap-Link Ventures Ltd.
99	CDY	Cassidy Gold Corp.
100	CSG	Castle Gold Corporation
101	CFZ	Cathay Forest Products Corp.
102	TCF	Cbm Asia Development Corp.
103	CME	Celtic Minerals Ltd.
104	CWC.A	Central Alberta Well Services Corp.
105	CVL.UN	Cervus Lp
106	OYL	CGX Energy Inc.
107	CHQ	Challenger Energy Corp.
108	CBA	Champion Bear Resources Ltd.
109	CHI	Chapleau Resources Ltd.
110	CRH.UN	Charter Real Estate Investment Trust
111	CKG	Chesapeake Gold Corp.
112	MBA	Cibt Education Group Inc.
113	CYR	Cirrus Energy Corporation
114	CFO	Clifton Star Resources Inc.
115	CST	Co2 Solution Inc.
116	CYU	Columbia Yukon Exploration Inc.

## Chapter 4

	<b>Symbol</b>	<b>Security Name</b>
117	CCE	Commerce Resources Corp.
118	CBR	Committee Bay Resources Ltd.
119	CEX	Contact Exploration Inc.
120	KMK	Continental Minerals Corporation
121	CNI	Continental Nickel Limited
122	CPY	Copper Canyon Resources Ltd.
123	CUU	Copper Fox Metals Inc.
124	CKK	Cordy Oilfield Services Inc.
125	CMV	Coronation Minerals Inc.
126	CBX	Cortex Business Solutions Inc.
127	COV	Covalon Technologies Ltd.
128	CMS	Creston Moly Corp.
129	CRM	Crh Medical Corporation
130	COT	Critical Outcome Technologies Inc.
131	CCZ	Criticalcontrol Solutions Corp.
132	CLN	Culane Energy Corp.
133	CYG	Cygam Energy Inc.
134	CYP	Cypress Development Corp.
135	DBO.A	D-Box Technologies Inc.
136	DBL	Darnley Bay Resources Limited
137	DEQ	Deq Systems Corp.
138	DAU	Desert Gold Ventures Inc.
139	DIB	Dia Bras Exploration Inc.
140	ADK	Diagnos Inc.
141	DMA	Diamedica Inc.
142	DSP	Diamondex Resources Ltd.
143	DDN	Diamonds North Resources Ltd.
144	DOR	Dianor Resources Inc.
145	DIT	Ditem Explorations Inc.
146	DXE	Dualex Energy International Inc.
147	DRV	Duran Ventures Inc.
148	DNR	Dynamite Resources Ltd.
149	DNX	Dynex Power Inc.
150	ERX	Eagle Rock Exploration Ltd.
151	EEL	Eaglecrest Explorations Ltd.
152	EWK	Earthworks Industries Inc.
153	EAS	East Asia Minerals Corporation
154	EGX	EGX Group Inc.
155	EMR	Emgold Mining Corporation
156	EIL	Empire Industries Ltd.
157	EPT	Empower Technologies Corporation
158	ENA	Enableness Technologies Inc.
159	EGD	Energold Drilling Corp.
160	ENG	Energulf Resources Inc.
161	EOR	Enhanced Oil Resources Inc.
162	ENS	Enseco Energy Services Corp.
163	EWS	Environmental Waste International Inc.
164	EPZ	Esperanza Silver Corporation
165	EMX	Eurasian Minerals Inc.
166	EUG	Eurogas Corporation
167	EOX	Euromax Resources Ltd.
168	ETI	Even Technologies Inc.
169	EVG	Evolving Gold Corp.
170	XLT	Exceltech Aerospace Inc.
171	XRC	Exeter Resource Corporation
172	EXS	Explor Resources Inc.
173	EXO	Explorator Resources Inc.
174	FMT	Fairmount Energy Inc.
175	FO	Falcon Oil & Gas Ltd.
176	FNC	Fancamp Exploration Ltd.

## Chapter 4

	<b>Symbol</b>	<b>Security Name</b>
177	FVR	Finavera Renewables Inc.
178	FIS	Fission Energy Corp.
179	FII	Flagship Industries Inc.
180	FST	Fortress Minerals Corp.
181	FRT	Fortsum Business Solutions Inc.
182	FVI	Fortuna Silver Mines Inc.
183	FWR	Freewest Resources Canada Inc.
184	FMM	Full Metal Minerals Ltd.
185	FEB	Functional Technologies Corp.
186	GMR	Gastem Inc.
187	GDE.A	Gc-Global Capital Corp.
188	GNO	Genoil Inc.
189	GXM	Geodex Minerals Ltd.
190	GGL	Ggl Diamond Corp.
191	GMN	Gobimin Inc.
192	CGK	Gold Hawk Resources Finc.
193	GOZ	Gold-Ore Resources Ltd.
194	GBK	Goldbrook Ventures Inc.
195	GBN	Golden Band Resources Inc.
196	GCR	Golden Chalice Resources Inc.
197	GQC	Goldquest Mining Corp.
198	GXS	Goldsource Mines Inc.
199	GYD	Grayd Resource Corporation
200	GPI	Great Pacific International Inc.
201	GWG	Great Western Minerals Group Ltd.
202	GIS	Grey Island Systems International Inc.
203	GZD	Grizzly Diamonds Ltd.
204	GSA	Groundstar Resources Limited
205	GXI	Guestlogix Inc.
206	GWQ	Gwr Resources Inc.
207	HEO	H2O Innovation (2000) Inc.
208	HHC	Halmont Properties Corporation
209	HAT	Hathor Exploration Limited
210	HGC	Hawthorne Gold Corp.
211	HRC	Helio Resource Corp.
212	HTC	Htc Pureenergy Inc.
213	HMB	Humboldt Capital Corporation
214	HGS	Hy-Drive Technologies Ltd.
215	IZN	Iberian Minerals Corp.
216	IF	Ifi Investment Foundation (Canada) Limited
217	IMR	IMA Exploration Inc.
218	IMC	Immersive Media Corp.
219	IMM	Immunotec Inc.
220	IPT	Impact Silver Corp.
221	IEI	Imperial Equities Inc.
222	IPR	Inca Pacific Resources Inc.
223	IG	Infinito Gold Ltd.
224	IOT	Innovotech Inc.
225	ICH	Intercable Ich Inc.
226	IBX	International Barytex Resources Ltd.
227	ITH	International Tower Hill Mines Ltd.
228	IOG	Ironhorse Oil & Gas Inc.
229	IAE	Ithaca Energy Inc.
230	IWB	Iweb Group Inc.
231	JPN	J-Pacific Gold Inc.
232	JSP	Jasper Mining Corporation
233	JNN	JNR Resources Inc.
234	JNX	Junex Inc.
235	KAR	Karmin Exploration Inc.
236	KNB	Kinbauri Gold Corp.

## Chapter 4

	<b>Symbol</b>	<b>Security Name</b>
237	KS	Klondike Silver Corp.
238	KBX	Kobex Resources Ltd.
239	KXL	Kodiak Exploration Limited
240	KTN	Kootenay Gold Inc.
241	LHR.UN	Lakeview Hotel Real Estate Investment Trust
242	LDI	Landdrill International Inc.
243	LIS	Landis Energy Corporation
244	LGO	Largo Resources Ltd.
245	LEX	Lexam Explorations Inc.
246	LEC	Lignol Energy Corporation
247	LNG	Lng Energy Ltd.
248	LOK.A	Look Communications Inc.
249	LA	Los Andes Copper Ltd.
250	LGC	Luna Gold Corp.
251	LVL	Lynden Energy Corp.
252	MMS	Macarthur Minerals Limited
253	BMK	Macdonald Mines Exploration Ltd.
254	MVN	Madalena Ventures Inc.
255	MAA	Magindustries Corp.
256	MNO	Mano River Resources Inc.
257	MDR	Mansfield Minerals Inc.
258	MAN	Mantra Mining Inc.
259	MMT	Mart Resources Inc.
260	MAO	Maudore Minerals Ltd.
261	MVT	Maxtech Ventures Inc.
262	MBR	Mbmi Resources Inc.
263	MCS	Mcchip Resources Inc.
264	MCV	Mcvicar Industries Inc.
265	MRK	Merc International Minerals Inc.
266	MEM	Merit Mining Corp.
267	MXI	Merrex Gold Inc.
268	MTC	Metalcorp Limited
269	MTO	Metanor Resources Inc.
270	MP	Microplanet Technology Corp.
271	MDW	Midway Gold Corp.
272	MIO	Mindoro Resources Ltd.
273	MAD	Miranda Gold Corp.
274	MMY	Monument Mining Limited
275	MSQ	Mosquito Consolidated Gold Mines Limited
276	MOK	Moss Lake Gold Mines Limited
277	MTP	Motapa Diamonds Inc.
278	MTY	MTY Food Group Inc.
279	MUM	Mustang Minerals Corp.
280	NKW	Naikun Wind Energy Group Inc.
281	NAV	Navasota Resources Ltd.
282	NYG	Nayarit Gold Inc.
283	NTB	Neptune Technologies & Bioresources Inc.
284	NGP	Nevada Geothermal Power Inc.
285	NGG	New Guinea Gold Corporation
286	NML	New Millenium Capital Corp.
287	ORO	New Oroperu Resources Inc.
288	NGH	Nightingale Informatix Corporation
289	NMB	Normabec Mining Resources Ltd.
290	NOT	Noront Resources Ltd.
291	NVT	Nortec Ventures Corp.
292	NAG	North American Gem Inc.
293	NTC	North American Tungsten Corporation Ltd.
294	NPE	North Peace Energy Corp.
295	NHG	Northampton Group Inc.
296	NFR	Northern Freegold Resources Ltd.

## Chapter 4

	<b>Symbol</b>	<b>Security Name</b>
297	NRN	Northern Shield Resources Inc.
298	NSM	Northern Star Mining Corp.
299	NFD.A	Northfield Capital Corporation
300	NRS	Norwood Resources Ltd.
301	NVK	Novik Inc.
302	EIN	Nstein Technologies Inc.
303	NLR.A	Nuloch Resources Inc.
304	ODE	Odyssey Petroleum Corp.
305	OLV	Oivut Resources Ltd.
306	OLY	Olympia Financial Group Inc.
307	OML	Omni-Lite Industries Canada Inc.
308	OE.A	One Exploration Inc.
309	OPL	Opel International Inc.
310	OPS	Opsens Inc.
311	OK	Orko Silver Corp.
312	OSE	OSE Corp.
313	OVL	Overland Realty Limited
314	BKM	Pacific Booker Minerals Inc.
315	LUK	Pacific Lottery Corporation
316	PRD	Pacific Roderia Energy Inc.
317	PPY.A	Painted Pony Petroleum Limited
318	PLL	Palladon Ventures Ltd.
319	POE	Pan Orient Energy Corp.
320	PML	Panoro Minerals Ltd.
321	PAN	Panterra Resource Corp.
322	PW	Panwestern Energy Inc.
323	PGN	Paragon Pharmacies Limited
324	PLC.UN	Park Lawn Income Trust
325	PEZ	Pediment Exploration Ltd.
326	POG.A	Pegasus Oil & Gas Inc.
327	GEM	Pele Mountain Resources Inc.
328	PER	Petro-Reef Resources Ltd.
329	PEF	Petrflow Energy Ltd.
330	PEA	Petrolia Inc.
331	PEP	Petrostar Petroleum Corporation
332	PII	Pharmeng International Inc.
333	PGI	Philex Gold Inc.
334	PCO	Phoenix Canada Oil Company Limited
335	PHN	Phoenix Oilfield Hauling Inc.
336	FOS	Phoscan Chemical Corp.
337	PN	Petrochannel Networks Inc.
338	PNE	Pine Cliff Energy Ltd.
339	PXP	Pitchstone Exploration Ltd.
340	PMN	Pixman Nomadic Media Inc.
341	POH	Planet Organic Health Corp.
342	PLZ	Plazacorp Retail Properties Ltd.
343	PMV	Pmi Gold Corporation
344	POS	Polar Star Mining Corporation
345	PWB	Power Tech Corporation Inc.
346	PNO	Prescient Neuropharma Inc.
347	PM	Prism Medical Ltd.
348	POI	Pro-Or Inc. (Ressources Minieres)
349	PBR	Probe Resources Ltd.
350	PVT.UN	Proventure Income Fund
351	PEV	Pure Energy Visions Corporation
352	AAR.UN	Pure Industrial Real Estate Trust
353	PUR	Pure Technologies Ltd.
354	PRY	Pyramid Petroleum Inc.
355	QTA	Quaterra Resources Inc.
356	RCN	Radiant Communications Corp.

## Chapter 4

	<b>Symbol</b>	<b>Security Name</b>
357	RDT	Radiant Energy Corporation
358	RR	Rainy River Resources Ltd.
359	RES	Rare Element Resources Ltd.
360	RAR	Raymor Industries Inc.
361	RLX.A	Realex Properties Corp.
362	RH	Red Hill Energy Inc.
363	RXP.A	Redcliffe Exploration Inc.
364	RDK	Redhawk Resources Inc.
365	RXR	Reece Energy Exploration Corp.
366	REG	Regal Energy Ltd.
367	RTE	Result Energy Ltd.
368	RGD	Reunion Gold Corporation
369	RFM	Rimfire Minerals Corporation
370	ROA	Roadrunner Oil & Gas Inc.
371	ROK	Roca Mines Inc.
372	RCT	Rochester Resources Ltd.
373	RGT	Rockgate Capital Corp.
374	RKY	Rocky Mountain Resources Corp.
375	R	Romarco Minerals Inc.
376	RG	Romios Gold Resources Inc.
377	RPT	RPT Uranium Corp.
378	RML	Rusoro Mining Limited
379	RYD	Ryland Oil Corporation
380	SBB	Sabina Silver Corporation
381	SC M	Sacre-Coeur Minerals Ltd.
382	SGX	Sage Gold Inc.
383	SXG	Samex Mining Corp.
384	SGR	San Gold Corporation
385	STA	Santana Diamonds Inc.
386	STC	Sangoma Technologies Corporation
387	SAN	Santoy Resources Ltd.
388	SNU	Sanu Resources Ltd.
389	SXN	Saxon Oil Company Ltd.
390	SBX	Sea Breeze Power Corp.
391	SDS	Seair Inc.
392	SEE	Seamiles Limited
393	CVU.A	Seaview Energy Inc.
394	SLK	Selkirk Metals Corp.
395	SWN	Selwyn Resources Ltd.
396	STT	Semcan Inc.
397	SIR	Serengeti Resources Inc.
398	SHY	Sharon Energy Ltd.
399	SRM	Shear Minerals Limited
400	SWX	Shear Wind Inc.
401	SGP	Sienna Gold Inc.
402	SRA	Sierra Geothermal Power Corp.
403	SVL	Silvercrest Mines Inc.
404	SST	Silverstone Resources Corp.
405	SKN	Skana Capital Corp.
406	SKV	Skygold Ventures Ltd.
407	SYH	Skyharbor Resources Ltd.
408	SDW	Sofame Technologies Inc.
409	SOX	Solex Resources Corp.
410	SHH	Sonomax Hearing Healthcare Inc.
411	SA	Southern Arc Minerals Inc.
412	STP	Southern Pacific Resource Corp.
413	SGQ	Southgobi Energy Resources Ltd.
414	SPQ	Spider Resources Inc.
415	SEL	Spitfire Energy Ltd.
416	SPS.A	Sportscene Group Inc.

## Chapter 4

	<b>Symbol</b>	<b>Security Name</b>
417	SQD	SQL Diagnostics Inc.
418	SLI	St. Elias Mines Ltd.
419	SLV	Stealth Ventures Ltd.
420	SLG	Sterling Resources Ltd.
421	SQA	Stina Resources Ltd.
422	SFE.A	Stonefire Energy Corp.
423	SGE	Strategem Capital Corporation
424	SMD	Strategic Metals Ltd.
425	SOG	Strategic Oil And Gas Ltd.
426	STM	Strathmore Minerals Corp.
427	SE	Stratic Energy Corporation
428	SDR	Stroud Resources Ltd.
429	SGC	Sunridge Gold Corp.
430	SRN	Suroco Energy Inc.
431	STG	Sustainable Energy Technologies Ltd.
432	SDP	Svit Gold Corp.
433	TEI	Tango Energy Inc.
434	TME	Temex Resources Corp.
435	TR.UN	Temple Real Estate Investment Trust
436	TTR	Terra Energy Corp.
437	TAS	Terra Ventures Inc.
438	TRX	Terrane Metals Corp.
439	TEX.A	Texalta Petroleum Ltd.
440	TGE	Tg World Energy Corp.
441	MKI	The Medipattern Corporation
442	TMG	Thermal Energy International Inc.
443	TBD	Thunderbird Energy Corporation
444	TMM	Timmins Gold Corp.
445	TNC	Tio Networks Corp.
446	TTA	Titan Trading Analytics Inc.
447	TIC	Titanium Corporation Inc.
448	TNR	Tnr Gold Corp.
449	TBZ	Tonbridge Power Inc.
450	TVC	Tournigan Energy Ltd.
451	TSU	Transeuro Energy Corp.
452	TOE	Tri Origin Exploration Ltd.
453	TRB	Tribute Resources Inc.
454	TEZ	Triton Energy Corp.
455	TVN	Troon Ventures Ltd.
456	TTQ	Ttm Resources Inc.
457	TWO	Twoco Petroleums Ltd.
458	TDC	Tyhee Development Corp.
459	USA	U.S. Silver Corporation
460	UNE	Unbridled Energy Corporation
461	UGD	Unigold Inc.
462	UVI	Unilens Vision Inc.
463	UBS	Unique Broadband Systems, Inc.
464	UNI	Unor Inc.
465	URC	Uracan Resources Ltd.
466	UPC	Uranium Power Corp.
467	UME	Uruquay Minerals Exploration Inc.
468	VAZ	Valdez Gold Inc.
469	VAN	Vangold Resources Ltd.
470	VST	Vast Exploration Inc.
471	VSI	Vendtek Systems Inc.
472	VGO	Ventura Gold Corp.
473	VML	Verena Minerals Corporation
474	VV	Versatile Systems Inc.
475	VIT	Victoria Gold Corp.
476	VQS	VIQ Solutions Inc.

## Chapter 4

---

	<b>Symbol</b>	<b>Security Name</b>
477	VMS	Vms Ventures Inc.
478	VUL	Vulcan Minerals Inc.
479	WCI	Waratah Coal Inc.
480	WEE	Wavefront Energy And Environmental Services Inc.
481	WGF	Wecan Goldfields Inc.
482	WHD	West Hawk Developments Corp.
483	WGP	Western Genpower Corp.
484	WNP	Western Prospector Group Ltd.
485	WUC	Western Uranium Corporation
486	WND	Western Wind Energy Corp.
487	WPR	White Pine Resources Inc
488	WMK	Whitemud Resources Inc.
489	WTA.A	Winalta Inc.
490	WX	Wrangler West Energy Corp.
491	WWI	WWI Resources Ltd.
492	XE	Xemplar Energy Corp.
493	YO	Yoho Resources Inc.
494	ZCO	Zapata Energy Corporation
495	ZMS	Zecotek Photonics Inc.
496	ZED	Zedi Inc.
497	ZCC	Zena Capital Corporation
498	ZNN	Zenn Motor Company Inc.
499	ZOX	Zeox Corporation
500	ZR	Zoloto Resources Ltd.
501	ZMD	Zoommed Inc.

# Chapter 5

---

- **New Listings in 2008**
- **Supplementary Listings in 2008**
- **Warrants Issued in 2008**
- **Warrants Expired In 2008**
- **Rights Issued in 2008**
- **Substitutional Listings in 2008**
- **Delistings in 2008**
- **Name Changes in 2008**
- **Subdivision of Listed Companies in 2008**
- **Stock Symbol Changes in 2008**
- **Companies Under Suspension as of December 31, 2008**
- **Foreign Issues**
- **U.S. Issues**
- **Changes to the Stock List**
- **Most Actively Traded Stocks in 2008**
- **Largest Price Changes in 2008**
- **New Equity Financing Raised**
- **Toronto Market Capitalization Historical**
- **Dividend Highlights for 2008**
- **Canadian Based Companies that have Paid Cash Dividends for 25 years or more**

## Chapter 5

## New Listings in 2008

Company Name	Nature of Business	Issued Capital	Date	IPO(\$)
Aberdeen International Inc. J	Investment company	102,930,673	30-Jan	
Aberdeen International Inc. J Wt	Investment company		30-Jan	
Aeroquest International Limited	Geophysical data	24,469,374	24-Jul	
Alaris Royalty Corp.	Investment company	8,452,311	18-Nov	
Alter NRG Corp.	Gas tech mkt/serv	56,185,551	17-Nov	
Angle Energy Inc.	Oil/gas expl & dev	38,594,074	30-Jun	\$31,000,000
Argosy Energy Inc.	Oil/gas expl & dev	5,858,834	17-Oct	
AuEx Ventures Inc. J	Mineral expl & dev	19,474,489	08-Jul	
Avalon Ventures Ltd. J	Mineral expl & dev	64,202,248	28-Feb	
B2Gold Corp. J	Mineral expl & dev	162,783,318	23-Oct	
Blue Note Mining Inc. J	Metal expl & dev	361,854,313	08-Feb	
BNK Petroleum Inc. J	Oil/gas expl & dev	54,750,478	10-Jul	
BRC DiamondCore Ltd. J	Diamond expl	25,741,310	11-Feb	
Bucking Horse Energy Inc.	Nat gas producer	23,061,713	04-Mar	
C.A. Bancorp Canadian Realty Finance Corporation Series 1 Pr	Investment company	1,440,000	22-Feb	\$36,000,000
China Zirconium Limited	Zirconium chemical	71,616,994	15-Aug	
Claymore 1-5 Yr Laddered Government Bond ETF Advisor Class Units	Investment fund	50,000	31-Jan	\$1,000,000
Claymore 1-5 Yr Laddered Government Bond ETF Common Units	Investment fund	200,000	31-Jan	\$4,000,000
Claymore Global Infrastructure ETF Advisor Class Units	Investment fund	50,000	27-Aug	\$1,000,000
Claymore Global Infrastructure ETF Common Units	Investment fund	100,000	27-Aug	\$2,000,000
Claymore Global Monthly Yield Hog ETF Advisor Class Units	Investment fund	50,000	15-Jan	\$1,000,000
Claymore Global Monthly Yield Hog ETF Common Units	Investment fund	200,000	15-Jan	\$4,000,000
Claymore Global Real Estate ETF Advisor Class Units	Investment fund	10,000	26-Aug	\$200,000
Claymore Global Real Estate ETF Common Units	Investment fund	90,000	26-Aug	\$1,800,000
Claymore Natural Gas Commodity ETF	Investment fund	300,000	06-Feb	\$6,000,000
Claymore Premium Money Market ETF Advisor Class Units	Investment fund	50,000	19-Feb	\$2,500,000
Claymore Premium Money Market ETF Common Units	Investment fund	100,000	19-Feb	\$5,000,000
CMP Gold Trust Units	Investment trust	4,500,000	25-Jan	\$45,000,000
CMP Gold Trust Series A Wt	Investment trust		25-Jan	
Colossus Minerals Inc. J	Mineral expl & dev	42,254,388	13-Feb	\$24,725,000
Colossus Minerals Inc. Wt J	Mineral expl & dev		13-Feb	
Copper Mountain Mining Corporation J	Mineral expl & dev	31,615,002	19-Sep	
Copper Mountain Mining Corporation Wt J	Mineral expl & dev		19-Sep	
Coxe Commodity Strategy Fund CI A Combined Units	Investment fund	25,000,000	22-May	\$250,000,000
Crosshair Exploration & Mining Corp. J	Mineral expl & dev	84,595,825	12-May	
Crosshair Exploration & Mining Corp. Wt J	Mineral expl & dev		12-May	
Crowflight Minerals Inc. J	Base mtl expl/dev	293,304,323	03-Dec	
Cymbria Corporation	Investment company	13,000,000	04-Nov	\$130,000,000
Davie Yards Inc. J	Shipyard	120,350,000	20-Feb	\$47,312,370
Davie Yards Inc. Wt J	Shipyard		20-Feb	
Dejour Enterprises Ltd. J	Oil/gas expl & dev	73,651,882	20-Nov	
Delta Uranium Inc. J	Uranium expl & dev	29,069,787	20-May	
Dioro Exploration NL Ordinary J	Gold expl & dev	91,580,410	Feb-29	
Dioro Exploration NL Wt J	Gold expl & dev		Feb-29	
Excellon Resources Inc. J	Mining expl & dev	150,733,657	04-Feb	
Exchange Industrial Income Fund CI A Trust Units	Investment fund	5,810,546	17-Mar	
First Asset CanBank Split Corp. CI A	Investment company	1,320,000	12-Nov	\$19,800,000
First Asset CanBank Split Corp. Pr	Investment company	1,320,000	12-Nov	\$13,134,000
First Majestic Silver Corp. J	Silver mining & expl	63,132,160	15-Jan	
First Majestic Silver Corp. Wt J	Silver mining & expl		15-Jan	
Firstgold Corp. J	Mineral expl & dev	130,717,460	14-May	
Fluid Music Canada Inc. J	Audio entertainment	50,446,166	19-Jun	\$27,000,000
Forbes Energy Services Ltd.	Oil field service	24,644,700	29-May	\$172,511,500
Fusion Resources Limited Ordinary J	Uranium expl & dev	48,812,878	29-May	
Gamehost Income Fund Trust Units	Investment fund	10,773,153	16-May	
Genco Resources Ltd. J	Precious mtl expl	40,770,624	21-Jan	
General Moly, Inc.	Mineral expl & dev	66,376,382	14-Feb	
Geologix Explorations Inc. J	Mineral expl & dev	51,303,458	14-Oct	
Golden Predator Mines Inc. J	Mineral expl & dev	40,740,000	24-Apr	
Gran Tierra Energy Inc. J	Oil/gas expl & dev	83,749,087	19-Feb	

## Chapter 5

Company Name	Nature of Business	Issued Capital	Date	IPO(\$)
Gran Tierra Exchangeco Inc. J	Oil/gas expl & dev	69,104,635	19-Nov	
Hard Creek Nickel Corporation J	Mineral expl & dev	60,370,592	19-Sep	
Homeland Energy Group Ltd. J	Coal expl & dev	146,041,117	05-Mar	
Horizons BetaPro COMEX Gold Bullion Bear Plus ETF	Investment fund	1,002,500	23-Jan	\$20,050,000
Horizons BetaPro COMEX Gold Bullion Bull Plus ETF	Investment fund	1,002,500	23-Jan	\$20,050,000
Horizons BetaPro DJ-AIGSM				
Agricultural Grains Bear Plus ETF	Investment fund	1,002,500	12-Mar	\$20,050,000
Horizons BetaPro DJ-AIGSM				
Agricultural Grains Bull Plus ETF	Investment fund	1,002,500	12-Mar	\$20,050,000
Horizons BetaPro MSCI Emerging Markets Bear Plus ETF	Investment fund	1,002,500	09-Jul	\$20,050,000
Horizons BetaPro MSCI Emerging Markets Bull Plus ETF	Investment fund	1,002,500	09-Jul	\$20,050,000
Horizons BetaPro NASDAQ-100 Bear ETF CI A Units	Investment fund	1,002,500	18-Jun	\$20,050,000
Horizons BetaPro NASDAQ-100 Bull ETF CI A Units	Investment fund	1,002,500	18-Jun	\$20,050,000
Horizons BetaPro NYMEX Crude Oil Bear Plus ETF	Investment fund	1,002,500	16-Jan	\$20,050,000
Horizons BetaPro NYMEX Crude Oil Bull Plus ETF	Investment fund	1,002,500	16-Jan	\$20,050,000
Horizons BetaPro NYMEX Natural Gas Bear Plus ETF	Investment fund	1,002,500	16-Jan	\$20,050,000
Horizons BetaPro NYMEX Natural Gas Bull Plus ETF	Investment fund	1,002,500	16-Jan	\$20,050,000
Horizons BetaPro S&P 500 Bear Plus ETF CI A Units	Investment fund	1,002,500	18-Jun	\$20,050,000
Horizons BetaPro S&P 500 Bull Plus ETF CI A Units	Investment fund	1,002,500	18-Jun	\$20,050,000
Horizons BetaPro S&P/TSX Global Mining Bear Plus ETF	Investment fund	1,002,500	23-Jan	\$20,050,000
Horizons BetaPro S&P/TSX Global Mining Bull Plus ETF	Investment fund	1,002,500	23-Jan	\$20,050,000
Horizons BetaPro U.S. 30-yr Bond Bear Plus ETF	Investment fund	1,002,500	25-Jun	\$20,050,000
Horizons BetaPro U.S. 30-yr Bond Bull Plus ETF	Investment fund	1,002,500	25-Jun	\$20,050,000
Horizons BetaPro U.S. Dollar Bear Plus ETF	Investment fund	1,002,500	25-Jun	\$20,050,000
Horizons BetaPro U.S. Dollar Bull Plus ETF	Investment fund	1,002,500	25-Jun	\$20,050,000
Insignia Energy Ltd. J	Oil/gas expl & dev	12,611,724	30-Oct	
InStorage Real Estate Investment Trust Units J	Investment trust	23,181,735	20-Feb	
iShares Alternatives Completion Portfolio Builder Fund	Investment fund	500,000	18-Nov	\$10,000,000
iShares Conservative Core Portfolio Builder Fund	Investment fund	500,000	18-Nov	\$10,000,000
iShares Global Completion Portfolio Builder Fund	Investment fund	500,000	18-Nov	\$10,000,000
iShares Growth Core Portfolio Builder Fund	Investment fund	500,000	18-Nov	\$10,000,000
Keegan Resources Inc. J	Mineral expl & dev	28,440,648	22-Dec	
Linear Metals Corporation J	Metal expl & dev	37,982,693	11-Feb	
Lydian International Limited Ordinary J	Mineral expl & dev	39,160,763	10-Jan	
Marengo Mining Limited Ordinary J	Mining expl & dev	263,952,435	15-Apr	
Mawson Resources Limited J	Uranium expl & dev	36,500,555	12-Feb	
Monterey Exploration Ltd. J	Oil/gas expl & dev	32,902,500	04-Sep	
New Dawn Mining Corp. J	Mineral expl & dev	29,014,690	13-Jun	\$6,001,200
Nord Resources Corporation USF J	Mineral expl & dev	66,659,224	18-Jan	
Northland Resources Inc. J	Iron ore expl/dev	109,581,065	10-Apr	
Noveko International Inc. CI A J	Holding company	64,859,027	28-Jul	
Nufcor Uranium Limited Ordinary	Investment company	41,250,000	30-Dec	
O'Leary Global Equity Income Fund Trust Units	Investment fund	8,333,334	27-Jun	\$40,020,000
O'Leary Global Equity Income Fund Wt	Investment fund		27-Jun	
O'Leary Global Infrastructure Fund CI A Units	Investment fund	4,600,000	14-Nov	\$55,200,000
Orbit Garant Drilling Inc.	Drilling services	32,281,542	26-Jun	\$30,020,024
Orleans Energy Ltd. J	Crude oil/gas	45,769,706	25-Jun	
Oromin Explorations Ltd. J	Res expl & dev	65,227,606	16-Dec	
Pacific Rubiales Energy Corp. J	Oil/gas expl & dev	1,544,895,349	06-Feb	
Pacific Rubiales Energy Corp. Wt J	Oil/gas expl & dev		06-Feb	
PBS Coals Limited J	Coal expl & dev	36,587,438	24-Sep	
PC Gold Inc. J	Mineral expl & dev	25,700,000	13-May	
Pearl Exploration and Production Ltd. J	Oil/gas expl & dev	189,241,716	04-Sep	
Peer 1 Network Enterprises, Inc.	Internet sup/serv	118,473,295	20-May	
Phoenix Coal Inc. J	Coal expl & dev	150,008,268	30-Jun	
Phoenix Coal Inc. Wt J	Coal expl & dev		30-Jun	
Phonetime Inc. J	Telecommunications	106,838,092	05-Feb	
Potash One Inc. J	Potash mine & prod	42,646,172	18-Jun	
PowerShares DB Agriculture				
Double Long Exchange Traded Notes	Investment fund	1,800,000	17-Dec	
PowerShares DB Agriculture				
Double Short Exchange Traded Notes	Investment fund	200,000	17-Dec	
PowerShares DB Crude Oil				
Double Long Exchange Traded Notes	Investment fund	67,250,000	17-Dec	
PowerShares DB Crude Oil				
Double Short Exchange Traded Notes	Investment fund	750,000	17-Dec	
PowerShares DB Gold Double				

## Chapter 5

Company Name	Nature of Business	Issued Capital	Date	IPO(\$)
Long Exchange Traded Notes	Investment fund	19,950,000	17-Dec	
PowerShares DB Gold Double				
Short Exchange Traded Notes	Investment fund	1,700,000	17-Dec	
Pristine Power Inc.	Power prod/ dev & mkt	28,895,190	18-Mar	\$50,000,000
Protox Therapeutics Inc. J	Therapeutic prod	68,505,433	04-Feb	
Redknee Solutions Inc. J	Software dev/mkt/srv	59,210,646	22-Oct	
Rockwell Diamonds Inc. J	Diamond expl	223,620,854	22-Feb	
Seabridge Gold Inc. J	Gold expl & dev	37,328,885	14-Jul	
Seacliff Construction Corp.	Divers construction	21,946,488	24-Apr	\$100,000,004
Sprott Inc.	Asst mgt/adv serv	150,000,000	15-May	\$200,000,000
Star Hedge Managers Corp. Units	Investment company	7,500,000	29-Sep	\$75,000,000
Stone Agribusiness Fund Units	Investment fund	4,200,000	19-Mar	\$42,000,000
Tanganyika Oil Company Ltd. J	Oil/gas expl & dev	62,183,030	16-Sep	
Thomas Weisel Partners Group, Inc.	Management co.	25,605,104	09-Jan	
Tiger Resources Limited J	Mineral expl & dev	251,192,527	02-Jul	
Timbercreek Mortgage Investment Corporation CI A	Investment company	2,433,186	07-Jul	\$24,331,860
Treasury Metals Inc. J	Mineral expl & dev	23,501,740	19-Aug	
Trident Performance Corp. CI A Units	Investment company	2,884,700	22-Feb	\$28,847,000
Troy Resources NL J	Mineral expl & dev	60,314,783	25-Jan	
Velocity Minerals Ltd. J	Mineral expl & dev	27,832,833	20-May	
Ventana Gold Corp. J	Gold expl & dev	65,582,631	07-Nov	
WesternOne Equity Income Fund 9.00% Debentures	Investment fund	10,000	20-May	
WesternOne Equity Income Fund Trust Units	Investment fund	11,746,174	20-May	
Witwatersrand Consolidated Gold Resources Limited J	Gld/uranium expl	27,290,916	21-Jan	
Zongshen PEM Power Systems Inc. J	Power prod/ dev & mkt	60,904,230	02-Sep	

## Supplementary Listings in 2008

Company Name	Type of Issue	Date Listed
Allbanc Split Corp.	CI B Pr	10-Mar
Bank of Montreal	CI B Pr Series 15	02-Apr
Bank of Montreal	5-Year Rate Reset CI B Pr Series 16	23-Jun
Bank of Montreal	5-Year Rate Reset CI B Pr Series 18	11-Dec
Bank of Nova Scotia (The)	Pr Series 17	31-Jan
Bank of Nova Scotia (The)	5-Year Rate Reset Pr Series 18	25-Mar
Bank of Nova Scotia (The)	5 Year Rate Reset Pr Series 20	10-Jun
Bank of Nova Scotia (The)	5 Year Rate Reset Pr Series 22	09-Sep
Bank of Nova Scotia (The)	5-Year Rate Reset Pr Series 24	12-Dec
BCE Inc.	First Pr Series AD	26-Feb
Big 8 Split Inc.	CI B Pr Series 1	15-Dec
Brookfield Asset Management Inc.	CI A Pr Series 21	25-Jun
C.A. Bancorp Canadian Realty Finance Corporation	Units	12-Sep
Calloway Real Estate Investment Trust	6.65% Debentures	02-May
Canadian Imperial Bank of Commerce	Rate Reset CI A Pr Series 33	10-Sep
Canadian Royalties Inc.	7.00% Debentures J	18-Mar
Capstone Mining Corp.	5% Unsecured Debentures J	27-Nov
Cargojet Income Fund	7.50% Debentures	09-Apr
Catalyst Paper Corporation	Subscription Receipts	08-Apr
Claude Resources Inc.	12.00% Debentures	23-Sep
Claymore Equal Weight Banc & Lifeco ETF	Common Units	06-Feb
Colabor Income Fund	Subscription Receipts	23-Apr
Crombie Real Estate Investment Trust	Subscription Receipts	20-Mar
Crombie Real Estate Investment Trust	7.00% Debentures	20-Mar
Daylight Resources Trust	10.00% Series C Debentures	19-Dec
Dundee Real Estate Investment Trust	6.00% Debentures	14-Jan
Extendicare Real Estate Investment Trust	7.25% Debentures	19-Jun
Fortis Inc.	First Pr Series G	23-May
Futuremed Healthcare Income Fund	Subscription Receipts	30-Jun
Great-West Lifeco Inc.	6.00% 5-Year Rate Reset First Pr Series J	27-Nov
H&R Real Estate Investment Trust	6.65% Debentures	06-Jun
Harvest Energy Trust	7.50% Debentures	25-Apr
High Liner Foods Incorporated	NV Equity	07-Aug
Industrial Alliance Insurance and Financial Services Inc.	6.20% 5-Year Rate Reset CI A Pr Series C	25-Nov
InterRent Real Estate Investment Trust	7.00% Series A Debentures	15-Jan
Keyera Facilities Income Fund	8.25% Debentures	01-Dec
Keystone North America Inc.	Common	16-May
Loblaw Companies Limited	Second Pr Series A	20-Jun
Medical Facilities Corporation	7.50% Debentures	15-Apr
Morneau Sobeco Income Fund	Subscription Receipts	02-Jun
National Bank of Canada	Fixed Rate First Pr Series 20	16-Apr
National Bank of Canada	5 Year Rate Reset First Pr Series 21	17-Jun
Pacific Energy Resources Ltd.	U.S. Restricted J	03-Mar
Pacific Rubiales Energy Corp.	8.00% Debentures J	28-Aug
Power Financial Corporation	6.00% 5-Year Rate Reset Pr Series M	28-Nov
Royal Bank of Canada	Minimum Return Global LEOS Series 23	21-Apr
Royal Bank of Canada	5-Year Rate Reset First Pr Series AH	29-Apr
Royal Bank of Canada	5-Year Rate Reset First Pr Series AJ	16-Sep
Royal Bank of Canada	5 Year Rate Reset First Pr Series AL	03-Nov
Royal Bank of Canada	5-Year Rate Reset First Pr Series AN	08-Dec
Strategic Resource Acquisition Corporation	8.00% Notes J	04-Mar
Toronto Dominion Bank (The)	5 -Year Rate Pr Series Y	16-Jul
Toronto-Dominion Bank (The)	Class A First Pr Series Q	31-Jan
Toronto-Dominion Bank (The)	CI A First Pr Series R	12-Mar
Toronto-Dominion Bank (The)	5 -Year Rate Reset Pr Series S	11-Jun
Toronto-Dominion Bank (The)	5-Year Rate Reset Pr Series AA	12-Sep
Toronto-Dominion Bank (The)	5-Year Rate Reset Pr Series AC	05-Nov

Chapter 5

## Warrants Issued in 2008

Issue Name	Date Issued
Banro Corporation J Wt	17-Sep
Brompton Advantaged Oil & Gas Income Fund Wt	04-Dec
Brompton Advantaged VIP Income Fund Wt	04-Dec
Brompton Oil & Gas Income Fund Wt	04-Dec
Brompton VIP Income Fund Wt	04-Dec
Caspian Energy Inc. Wt J	30-May
Claude Resources Inc. Wt	23-Sep
Coalcorp Mining Inc. Wt J	05-Jun
Connor, Clark & Lunn Global Financials Fund II Wt	05-Jun
Copernican International Premium Dividend Fund 2009 Wt When Issued	17-Jul
Copernican International Premium Dividend Fund 2010 Wt When Issued	17-Jul
Copernican World Banks Income and Growth Trust 2009 Wt	13-Aug
Copernican World Banks Income and Growth Trust 2010 Wt	13-Aug
Copernican World Financial Infrastructure Trust August 2009 Wt	03-Oct
Copernican World Financial Infrastructure Trust August 2010 Wt	03-Oct
Dundee Precious Metals Inc. Wt	20-Nov
Etruscan Resources Incorporated Wt J	06-Aug
First Majestic Silver Corp. Wt A J	25-Mar
Fortress Energy Inc. J Wt	16-Jul
Franco-Nevada Corporation Wt	13-Mar
Global Banks Premium Income Trust 2009 Wt	13-Aug
Global Banks Premium Income Trust 2010 Wt	13-Aug
Golden Predator Mines Inc. Wt J	26-Aug
HudBay Minerals Inc. Wt	28-Aug
International Financial Income and Growth Trust 2009 Wt	13-Aug
International Financial Income and Growth Trust 2010 Wt	13-Aug
Kinross Gold Corporation 2013 Wt	08-Sep
Marathon PGM Corporation Wt J	17-Apr
Minefinders Corporation Ltd. Wt	11-Dec
New Gold Inc. J Wt	07-Jul
New Gold Inc. J Wt	07-Jul
Norbord Inc. Wt	29-Dec
Pinetree Capital Ltd. Wt	25-Feb
Pinetree Capital Ltd. Wt J	12-Nov
Silver Wheaton Corp. Wt USF	18-Sep
Sprott Resource Corp. Wt J	27-Nov
Western Canadian Coal Corp. Wt J	22-Apr

Chapter 5

## Warrants Expired in 2008

<b>Issue Name</b>	<b>Date Delisted</b>
Australian Solomons Gold Limited Wt J	28-Aug
Central Sun Mining Inc. Wt J	26-Nov
Eastern Platinum Limited Wt J	25-Apr
Endeavour Financial Corporation Wt	10-Nov
EnerVest Energy and Oil Sands Total Return Trust Wt	02-Oct
Equinox Minerals Limited Wt J	06-May
First Capital Realty Inc. Wt	02-Sep
First Majestic Silver Corp. Wt J	10-Nov
Grande Cache Coal Corporation Wt J	11-Aug
Iamgold Corporation Wt	12-Aug
International Minerals Corporation Wt J	20-May
International Nickel Ventures Corporation Wt J	18-Nov
Khan Resources Inc. Wt J	05-Aug
Minco Silver Corporation Wt J	20-May
Neo Material Technologies Inc. Wt	02-Sep
Nevsun Resources Ltd. Wt J	30-Jun
Nevsun Resources Ltd. Wt J	27-Oct
New Gold Inc. D Wt J	11-Dec
New Gold Inc. Wt	28-Feb
NovaGold Resources Inc. Wt	07-Jan
NovaGold Resources Inc. Wt J	01-Oct
Orsu Metals Corporation Wt J	23-Dec
Pan American Silver Corp. Wt	20-Feb
Silvercorp Metals Inc. Wt J	27-Oct
Silverwing Energy Inc. Wt	22-Feb
Skye Resources Inc. Wt J	13-Mar
Skye Resources Inc. Wt J	27-Aug
Uranium Participation Corporation Wt	15-Sep
Yamana Gold Inc. Series A Wt J	29-May
Yamana Gold Inc. Wt J	20-Nov

Chapter 5

## Rights Issued in 2008

Company Name	Date Listed	Date Expired
Adaltis Inc. Rt	16-Apr	16-May
ACTIVEnergy Income Fund Rt	25-Sep	27-Oct
Big Bank Big Oil Split Corp. Rt	15-Jul	13-Aug
Cancor Mines Inc. Rt J	25-Jun	31-Jul
Caribbean Utilities Company Ltd. USF Rt	10-Jul	15-Aug
Caspian Energy Inc. Rt J	23-Apr	23-May
Catalyst Paper Corporation Rt	07-Mar	07-Apr
Citadel Premium Income Fund Rt	26-Jun	28-Jul
Dividend 15 Split Corp. Rt	30-Apr	30-Jun
EGL Financial Holdings Inc. Rt	02-Jul	31-Jul
Firm Capital Mortgage Investment Trust Rt	18-Mar	01-May
First Asset Diversified Convertible Debenture Fund Rt	18-Nov	19-Dec
First Asset REIT Fund Rt	25-Apr	27-May
First Asset Yield Opportunity Trust Rt	15-Jan	11-Feb
Lorus Therapeutics Inc. Rt	07-Jul	07-Aug
MINT Income Fund Rt	20-Nov	19-Dec
Norbord Inc. Rt	25-Nov	22-Dec
Pantera Drilling Income Trust Rt	29-Sep	23-Oct
Precious Metals and Mining Trust Rt	26-Feb	24-Mar
Vaaldiam Resources Ltd. Rt J	19-Aug	17-Sep
ViRexx Medical Corp. J Rt	23-Jul	22-Aug
Western Forest Products Inc. Rt	18-Dec	20-Jan-2009
YIELDPLUS Income Fund Rt	20-Feb	25-Mar
Yorbeau Resources Inc. Rt J	06-May	03-Jun

Chapter 5

## Substitutional Listings in 2008

Company Name	Substitutional Details	Date
Ainsworth Lumber Co. Ltd Ainsworth Lumber Co. Ltd. Wt	-following plan of arrangement whereby common shareholders of Ainsworth Lumber Co. Ltd. (ANS) will receive 0.2731 of a new common share and 0.5936 warrants per share held	01-Aug
Bankers Petroleum Ltd. J	-in substitution for the common shares of Bankers Petroleum Ltd. J (BNK) on a (1:3) consolidated basis	30-Jul
Bankers Petroleum Ltd. J Wt	-in substitution for the warrants expiring on November 10, 2009 of Bankers Petroleum Ltd. J (BNK.WT) on a (1:3) consolidated basis	30-Jul
Bankers Petroleum Ltd. J Wt A	in substitution for the warrants expiring on March 1, 2012 of Bankers Petroleum Ltd. J (BNK.WT.A) on a (1:3) consolidated basis	30-Jul
Bengel Energy Ltd. J	-in substitution for the common shares of Avery Resources Inc. J (ARY) on a (1:5) consolidated basis	22-Jul
BFI Canada Ltd.	-in substitution for the trust units of BFI Canada Income Fund (BFC.UN) on a (1:1) basis following plan of arrangement	02-Oct
Bonterra Oil & Gas Ltd.	-in substitution for the trust units of Bonterra Energy Income Trust (BNE.UN) on a (1:1) basis following plan of arrangement involving SRX Post Holdings Inc. (SRX)	18-Nov
Brompton Advantaged VIP Income Fund Units	-in substitution for the Units of Brompton Advantaged Tracker Fund (ATF.UN) on (1: 1.615694) consolidated basis	14-Jul
Brompton VIP Income Fund 6.00% Pr Securities	-following merger whereby holders of Preferred Securities of BG Income + Growth Split Trust (BDS.PR.A) will receive an equal number of the funds 6.00% Preferred Securities	07-Jul
C.A. Bancorp Canadian Realty Finance Corporation CI A C.A. Bancorp Canadian Realty Finance Corporation Series 1 Pr Wt	-in substitution for the Units of C.A. Bancorp Canadian Realty Finance Corporation (RF.UN) following separation of units	14-Oct
Canlan Ice Sports Corp.	-in substitution for the common shares of Canlan Ice Sports Corp. (ICE) on a (1:20) consolidated basis	02-Dec
Cash Store Financial Services Inc. (The)	-following plan of arrangement whereby each shareholder of Rentcash Inc. (RCS) will receive one common share of Insta-Rent Inc. for every share held and the name of the company has also been changed to Cash Store Financial Services Inc. (The) (CSF)	07-Apr
Ceres Global Ag Corp. Ceres Global Ag Corp. Wt	-following the separation of the common shares and warrants from the units of Ceres Global Ag Corp.	03-Mar
Claymore Equal Weight Banc & Lifeco ETF Advisor Class Units	-in substitution for the units of Claymore Equal Weight Banc & Lifeco Trust (CEW.UN) following conversion	06-Feb
Coxe Commodity Strategy Fund CI A Units Coxe Commodity Strategy Fund CI A Wt	-in substitution for the CI A Combined Units of Coxe Commodity Strategy Fund (COX.A) following the separation of Units	04-Jun
Diamond Fields International Ltd. J	-in substitution for the common shares of Diamond Fields International Ltd. J (DFI) on a (1:5) consolidated basis	25-Sep
Ember Resources Inc.	-following substitution for the common shares of Ember Resources Inc. (EBR) on a (1:2.5) consolidated basis	10-Sep
Financial 15 Split Corp. CI A	-in substitution for the Class A shares of Financial 15 Split Corp. (FTN) on a (0.795432879:1) consolidated basis	12-Sep
Forbes Medi-Tech Inc.	-in substitution for the common shares of Forbes Medi-Tech Inc. (FMI) on a (1:8) consolidated basis	03-Mar
GeoPetro Resources Company USF J	-in substitution for the common shares of GeoPetro Resources Company (GEP.S) which are subject to certain restrictions pursuant to Regulation S	31-Mar
Groupe Aeroplan Inc.	-in substitution for the units of Aeroplan Income Fund (AER.UN) on a (1:1) basis following plan of arrangement	27-Jun
H&R Real Estate Investment Trust Stapled Units	-in substitution for the units of H&R Real Estate Investment Trust (HR.UN) on a (1:1) basis following plan of arrangement whereby the Real Estate Investment Trust distributed to its unitholders i) one unit of H&R Finance Trust per REIT unit held and; ii) a cash distribution of \$0.00019408 per REIT unit held	03-Oct

## Chapter 5

Company Name	Substitutional Details	Date
Heritage Oil Corporation Exchangeable J	-following plan of arrangement whereby each shareholder may receive at their election, either: i) ten ordinary shares of no par value in the capital of Heritage Jersey; or ii) ten non-voting shares in the capital of Heritage, exchangeable on a 1:1 basis for Heritage Jersey Shares in substitution for the common shares of Heritage Oil Corporation J (HOC)	03-Apr
Homburg Invest Inc. CI A SV	-in substitution for the CI A Subordinate Voting shares of Homburg Invest Inc. (HII.A) on a (1:10) consolidated basis	16-Dec
Homburg Invest Inc. CI B MV	-in substitution for the CI B Multiple Voting shares of Homburg Invest Inc. (HII.B) on a (1:10) consolidated basis	16-Dec
Horizons BetaPro DJ-AIGSm Agricultural Grains Bull Plus ETF CI A Units	-in substitution for the CI A units of Horizons BetaPro DJ-AIGSm Agricultural Grains Bull Plus ETF (HAU) on a (1:4) consolidated basis	18-Dec
Horizons BetaPro MSCI Emerging Markets Bull Plus ETF CI A Units	-in substitution for the CI A units of Horizons BetaPro MSCI Emerging Markets Bull Plus ETF (HJU) on a (1:5) consolidated basis	18-Dec
Horizons BetaPro S&P/TSX Global Mining Bull Plus ETF CI A Units	-in substitution for the CI A units of Horizons BetaPro S&P/TSX Global Mining Bull Plus ETF (HMU) on a (1:4) consolidated basis	18-Dec
Keystone North America Inc.	-in substitution for the common shares of Keystone North America Inc. (KNA) on a (1:6) consolidated basis	30-Jun
Keystone North America Inc. Income Participating Securities	-in substitution for the Income Participating Securities of Keystone North America Inc. (KNA.UN) on a (1:6) consolidated basis	02-Jul
Keystone North America Inc. IPS Units	-in substitution for the Income Participating Securities Units of Keystone North America Inc. (KNA.UN) on a (1:6) consolidated basis	30-Jun
Magellan Aerospace Corporation	-in substitution for the common shares of Magellan Aerospace Corporation (MAL) on a (1:5) consolidated basis	26-May
Magna Entertainment Corp. CI A SV	-in substitution for the Class A subordinate voting shares of Magna Entertainment Corp. (MEC.A) on a (1:20) consolidated basis	22-Jul
New Gold Inc. Wt J	-following plan of arrangement whereby warrant holders of Metalica Resources Inc. J (MR.WT) will receive warrants of New Gold Inc. (NGD.WT.D) on an adjusted basis	07-Jul
O'Leary Global Infrastructure Fund CI A Trust Units O'Leary Global Infrastructure Fund CI A Wt	-in substitution for the CI A Combined Units of O'Leary Global Infrastructure Fund (AGN.A) following separation of units	08-Dec
OccuLogix Inc. J	-in substitution for the common shares of OccuLogix Inc. J (OC) on a (1:25) consolidated basis	09-Oct
Pacific Rubiales Energy Corp. J	-in substitution for the common shares of Pacific Rubiales Energy Corp. J (PEG) on a (1:6) consolidated basis	09-May
Pacific Rubiales Energy Corp. Wt J	-in substitution for the warrants of Pacific Rubiales Energy Corp. J (PEG.WT) on a (1:6) consolidated basis	03-Jun
PDX Resources Inc.	-following plan of arrangement and name change each shareholder of Pelangio Mines Inc. (PLG) will receive one common share of Pelangio Exploration Inc. (TSXV: PX) per share held and the outstanding common shares will be posted for trading under the new name PDX Resources Inc. (PLG)	03-Sep
Penn West Energy Trust 6.50% Debentures 2010	-in substitution for Canetic Resources Trust 6.50% Debentures 2010 (CNE.DB.B) on a (1:1) basis following plan of arrangement	16-Jan
Penn West Energy Trust 6.50% Debentures 2011	-in substitution for Canetic Resources Trust 6.50% Debentures 2011 (CNE.DB.E) on a (1:1) basis following plan of arrangement	16-Jan
Penn West Energy Trust 7.20% Debentures	-in substitution for Vault Energy Trust 7.20% Debentures (VNG.DB.A) on a (1:1) basis following plan of arrangement	15-Jan
Penn West Energy Trust 8.00% Debentures	-in substitution for Vault Energy Trust 8.00% Debentures (VNG.DB) on a (1:1) basis following plan of arrangement	15-Jan
Penn West Energy Trust 8.00% Debentures 2009	-in substitution for Canetic Resources Trust 8.00% Debentures 2009 (CNE.DB.C) on a (1:1) basis following plan of arrangement	16-Jan
Penn West Energy Trust 9.40% Debentures	-in substitution for Canetic Resources Trust 9.40% Debentures (CNE.DB.A) on a (1:1) basis following plan of arrangement	16-Jan

## Chapter 5

Company Name	Substitutional Details	Date
ProMetic Life Sciences Inc. J	-in substitution for the Subordinate Voting shares of ProMetic Life Sciences Inc. J (1:1) (PLI) following share reclassification	09-Jun
QuestAir Technologies Inc. J	-in substitution for the common shares of QuestAir Technologies Inc. J (QAR) on a (1:10) consolidated basis	27-Jun
Rainmaker Entertainment Inc.	-in substitution for the trust units of Rainmaker Income Fund (RNK.UN) on a (1:1) basis	07-Aug
Star Hedge Managers Corp. Cl A Star Hedge Managers Corp. Wt	-in substitution for the units of Star Hedge Managers Corp. (XHM.UN) following separation of units	29-Oct
Stone Agribusiness Fund Trust Units Stone Agribusiness Fund Wt	-in substitution of the units of Stone Agribusiness Fund (HAY.A) following separation of units	14-Apr
Tembec Inc. Tembec Inc. Wt	-following plan of arrangement, shareholders of "old" Tembec Inc. (TBC) will receive for every 100 common shares held i) 5.84 new common shares of Tembec Inc. (TMB); and ii) approximately 12.9778 warrants of Tembec Inc. (TMB.WT)	03-Mar
TransForce Inc.	-in substitution for the trust units of TransForce Income Fund (TIF.UN) on a (1:1) basis following plan of arrangement	20-May
Trident Performance Corp. Cl A Trident Performance Corp. Wt	-in substitution for the Class A Units of Trident Performance Corp. (TCP.UN) following separation of units	19-Mar
Trinidad Drilling Ltd.	-following plan of arrangement whereby each unitholder of Trinidad Energy Services Trust (TDG.UN) will receive one common share of Trinidad Drilling Ltd. for every unit held	17-Mar
Trinidad Drilling Ltd. 7.75% Debentures	-in substitution for the 7.75% Debentures of Trinidad Energy Services Income Trust (TDG.DB) (1:1) following plan of arrangement	17-Mar
Volta Resources Inc. J	-in substitution for the Cl A Common shares of Birim Goldfields Inc. J (BGI) on a (1:2.6) basis	03-Apr
Westport Innovations Inc.	-in substitution for the common shares of Westport Innovations Inc. (WPT) on a (1:3.5) consolidated basis	24-Jul
Whiterock Real Estate Investment Trust Units	-in substitution for the Trust Units of Whiterock Real Estate Investment Trust (WRK.UN) on a (1:3) consolidated basis	22-Dec
Xstrata Canada Corporation Series 2 Pr	-in substitution for the Series 2 Pr shares of Xstrata Canada Corporation (FAL.PR.A) following plan of arrangement	04-Jun
Xstrata Canada Corporation Series 3 Pr	-in substitution for the Series 3 Pr shares of Xstrata Canada Corporation (FAL.PR.B) following plan of arrangement	04-Jun
Xstrata Canada Corporation Series H Pr	-in substitution for the Series H Pr shares of Xstrata Canada Corporation (FAL.PR.H) following plan of arrangement	04-Jun

**Chapter 5**  
**Delistings in 2008**

<b>Issue Name</b>	<b>Reason</b>	<b>Date</b>
1608557 Ontario Inc. J	-following failure to meet the continued listing requirements of TSX	21-Nov
Aberdeen G7 Trust Units	-following termination of the Trust	31-Dec
Accrete Energy Inc. J	-following plan of arrangement whereby shareholders will receive 0.273 of a trust unit of Pengrowth Energy Trust (PGF.UN); a fraction of a trust unit of Pengrowth Energy Trust to account for the cash distribution made by Pengrowth in September; 0.25 of a common share of Argosy Energy Inc. (GSY); and 0.125 of a warrant to acquire a common share of Argosy at an exercise price of \$4.60 per share held	16-Oct
Addenda Capital Inc.	-following amalgamation involving 9192-8192 Quebec Inc., a newly incorporated subsidiary of The Co-operators Group Limited whereby each share held will be converted into one redeemable preferred share of the amalgamated company and automatically redeemed for \$26.50 per share	23-Apr
Advantage Energy Income Fund 9.00% Debentures	-following redemption on the basis of \$1,045.00 per \$1,000 principal amount of debentures	01-Aug
Alamos Gold Inc. 5.50% Debentures J	-following redemption at a price of \$1,011.00 per \$1,000 principal amount of debentures	17-Jul
Algo Group Inc. J	-following suspension	06-Aug
Algo Group Inc. Second Pr Series I J	-following suspension	06-Aug
Algo Group Inc. Third Pr Series I J	-following suspension	06-Aug
Allbanc Split Corp. CI A Pr	-following redemption at a price per of \$60.80 per preferred share	10-Mar
Alliance Split Income Trust 6.00% Pr	-following redemption at a price of \$10.00 and a further sum of \$0.050820 in accrued and unpaid interest per security held	01-Aug
Alliance Split Income Trust Units	-following merger whereby each trust unit will be exchanged for Units of Premier Value Income Trust (PVN.UN) on a (1.581554810:1) basis	01-Aug
Argus Corporation Limited CI A Pr Series \$2.50	-following failure to meet the continued listing requirements of TSX	22-Aug
Argus Corporation Limited CI A Pr Series \$2.60	-following failure to meet the continued listing requirements of TSX	22-Aug
Argus Corporation Limited CI B Pr Series 1962	-following failure to meet the continued listing requirements of TSX	22-Aug
ARIUS Research Inc. J	-following plan of arrangement with 2179511 Ontario Ltd., a direct wholly-owned subsidiary of F.Hoffmann- LaRoche Ltd. whereby each shareholder will receive \$2.44 per common share	25-Sep
Art In Motion Income Fund Units	-following acquisition whereby Clarke Inc. has exercised its right under the Amended and Restated Declaration of Trust to acquire all of the units not tendered to the offer at \$0.75 per unit	26-Sep
Asbestos Corporation Limited	-at the request of the company	09-Dec
Ascalade Communications Inc.	-at the request of the company	03-Dec
Aspreva Pharmaceuticals Corporation	-following plan of arrangement with Galencia Canada Ltd., an entity wholly-owned by Galencia AG whereby common shareholders will receive US\$26.00 per share	07-Jan
ATS Andlauer Income Fund Trust Units	-following acquisition by 2186940 Ontario Inc., a wholly-owned subsidiary of Andlauer Management Group Inc., on the basis of \$10.75 per trust unit	11-Dec
Aurelian Resources Inc. J	-following acquisition to purchase all issued and outstanding common shares on the basis of 0.317 of a common share of Kinross Gold Corporation (K) and 0.1429 of a Kinross common share warrant for each common share held	03-Oct
Axcan Pharma Inc.	-following arrangement with 4445660 Canada Inc., an affiliate of TPG Partners V, L.P., whereby all issued and outstanding shares will be acquired for US\$23.35 per share held	25-Feb
Bank of Montreal CI B Pr Series 6	-following redemption at a price of \$25.00 per share held plus the final quarterly dividend of \$0.296875 per preferred share	25-Nov
BCX Split Corp. Capital	-following redemption at \$15.71 per share	05-Aug
BCX Split Corp. Pr	-following redemption at \$15.71 per preferred share	05-Aug
Berkana Energy Corp. CI A	-following acquisition by Quatro Resources Inc. at \$1.96 per share	22-Jan

## Chapter 5

Company Name	Reason	Date
BG Advantaged S&P/TSX Income Trust Index Units BG Advantaged Equal Weighted Income Fund Units BG Advantaged Corporate Bond Fund Units Brompton Top 50 Compound Growth Fund Units	-following merger with Brompton Advantaged Tracker Fund (ATF.UN)	11-Jul
Big 8 Split Inc. CI A Pr Bioscript Inc.	-following redemption on the basis of \$25.00 per share -following plan of arrangement whereby each shareholder will receive 0.0324 of a common share of L-1 Identity Solutions, Inc. for every share held	15-Dec  06-Mar
Bourse de Montreal Inc. / Montreal Exchange Inc.	-following amalgamation whereby each shareholder at their election, may receive i) 0.7784 of a common share of TSX Group Inc. (X); or ii) \$39.00 cash per common share held	02-May
BP plc ADS US Funds	-at the request of the company	15-Aug
Brascan Adjustable Rate Trust I Units	-following dissolution	05-Aug
Breaker Energy Ltd. CI B	-following amalgamation whereby each Class B share will be converted to 0.8675 of a Class A share of Breaker Energy Ltd. (WAV.A)	08-Aug
Brompton Stable Income Fund Units Business Equal Weight Income Fund Units Business Trust Equal Weight Income Fund Units BG Top 100 Equal Weighted Income Fund Units Brompton Tracker Fund Units BG Income + Growth Split Trust Units	-following merger whereby holders of the terminating funds will receive units of BG Income VIP Income Fund (VIP.UN) based on the relative net asset values of the units	04-Jul
Builders Energy Services Trust Units	-following plan of arrangement whereby each holder of units will receive 1.25 of a trust unit of Essential Energy Trust (ESN.UN) per unit	09-Apr
Bulldog Resources Inc.	-following plan of arrangement whereby each shareholder will be entitled to receive 0.59 of a common share of TriStar Oil & Gas Ltd. for every common share	11-Feb
Burmis Energy Inc.	-following plan of arrangement whereby shareholders will receive 0.1525 of a trust unit of Baytex Energy Trust (BTE.UN) per common share	09-Jun
Business Development Bank of Canada Dow Jones Industrial Average Linked Notes, Series 2	-following maturity	25-Mar
Business Development Bank of Canada Global Giants Equity-linked Notes Series 1	-following maturity	04-Feb
Business Development Bank of Canada Global Index Linked Notes, Series 5	-following expiry	26-Feb
Business Development Bank of Canada International Equity Index-linked Notes, Series 1	-following maturity	21-Apr
Business Development Bank of Canada S&P 500 Index Linked Notes, Series 4	-following maturity	08-Aug
Cadence Energy Inc.	-following amalgamation with 1426384 Alberta Ltd., a newly-incorporated, wholly-owned subsidiary of Cadence Acquisition Inc., which is a wholly-owned subsidiary of Barrick Gold Corporation (ABX) whereby each shareholder will receive \$6.75 per share held	11-Nov
Cameco Corporation 5.00% Debentures	-following redemption at a price of \$1,025 per \$1,000 principal amount of debentures	01-Oct
Campbell Resources Inc. Canadex Resources Limited	-following failure to meet continued listing requirements of TSX -following acquisition by 2154742 Ontario Limited, a wholly-owned subsidiary of Student Transportation of America Ltd. (STB)	19-Dec  27-Feb
Canadian General Investments Limited 5.40% CI A Pr Series 1	-following redemption at a price of \$25.00 plus \$0.07767 in accrued and unpaid dividends	08-Oct
Canadian Imperial Bank of Commerce Cdn Blue Chip Linked Deposit Notes Series 1	-following maturity at a variable interest of \$1.8284 per \$10 note	05-Aug
Canadian Imperial Bank of Commerce Nikkei 225 Market Index Linked Deposit Notes Series 1	-following maturity	14-Jan

## Chapter 5

Company Name	Reason	Date
Canetic Resources Trust Units	-following plan of arrangement whereby each Unitholder will receive 0.515 of a trust unit of Penn West Energy Trust (PWT.UN) per unit	15-Jan
Catalyst Paper Corporation Subscription Receipts	-following the fulfillment of the Release Conditions, as defined in the Short Form Prospectus dated February 29, 2008	10-Apr 24-Mar
Catapult Energy Limited Partnership I Units J CHC Helicopter Corporation CI A SV	-dissolved at the request of the Limited Partnership -following plan of arrangement with 6922767 Canada Inc., an affiliate of a fund managed by First Reserve Corporation whereby shareholders will be entitled to receive \$32.68 per share	19-Sep
CHC Helicopter Corporation CI B MV	-following plan of arrangement with 6922767 Canada Inc., an affiliate of a fund managed by First Reserve Corporation whereby shareholders will be entitled to receive \$32.68 per share	19-Sep
Chromos Molecular Systems Inc. J Cognos Incorporated	-following suspension -following arrangement with 136145 Alberta ULC, an indirect wholly-owned subsidiary of International Business Machines Corporation whereby all the outstanding shares have been acquired at a price of US\$58.00 per share	08-May 01-Feb
Colabor Income Fund Subscription Receipts	-following the closing by the Fund of the indirect purchase of all of the issued and outstanding shares of Gestion Bertrand & Freres Inc. whereby subscription receipt holders will receive one unit of Colabor Income Fund (CLB.UN) for each subscription receipt held	28-Apr
Collicutt Energy Services Ltd.	-following acquisition by Finning International Inc. on the basis of, at the election of each holder, i) Cdn\$9.75 in cash; or ii) 0.325 of a common share of Finning International Inc. (FTT); or iii) a combination of i) & ii)	27-Feb
Commercial and Industrial Securities Income Trust Units Connor, Clark & Lunn Global Financials Fund Units	-at the request of the trust	14-Aug
Connors Bros. Income Fund Trust Units	-following merger with Connor, Clark & Lunn Global Financials Fund II (GFT.UN) on a (1.1360:1) basis -following sale of the Fund's operating businesses to BBCL Holdings L.P. and 3231021 Nova Scotia Company whereby all the issued and outstanding Units of the Fund to be redeemed at a price of \$8.50 per unit	04-Feb 20-Nov
Constellation Copper Corporation J	-following failure to meet continued listing requirements of TSX	02-Oct
Constellation Copper Corporation 5.5% Debentures J	-following failure to meet continued listing requirements of TSX	02-Oct
Cordero Energy Inc. J	-following plan of arrangement at the shareholders election and subject to a maximum aggregate of \$70 million and a minimum aggregate of \$55 million in cash being payable, either: i) \$5.50 ii) 2.683 common shares of Ember Resources Inc. (EBR); or iii) a combination of i) & ii)	10-Sep
CPI Plastics Group Limited	-following failure to meet continued listing requirements of TSX	07-Nov
Creststreet Power & Income Fund LP 7.00% Debentures J	-following completion of the sale of substantially all of the assets of the Fund whereby debenture holders will receive on redemption \$1,032.44 per \$1,000 principal amount held	10-Jul
Creststreet Power & Income Fund LP 8.00% Debentures J	-following completion of the sale of substantially all of the assets of the Fund whereby debenture holders will receive on redemption \$1,062.33 per \$1,000 principal amount held	10-Jul
Creststreet Power & Income Fund LP Units J	-following completion of the sale of substantially all of the assets of the Fund whereby unitholders will receive an amount equal to \$6.9150 per unit	10-Jul
Crombie Real Estate Investment Trust Subscription Receipts	-following acquisition by the Trust of a portfolio of 61 commercial properties from affiliates of ECL Developments Limited, a wholly-owned subsidiary of Empire Company Limited whereby holders of Subscription Receipts will receive one unit of Crombie Real Estate Investment Trust (CRR.UN) together with \$0.07083 for each Subscription Receipt held	22-Apr

## Chapter 5

Company Name	Reason	Date
Crown Hill Dividend Fund Unit	-following merger whereby unitholders will receive units of MACCs Sustainable Yield Trust (MYT.UN) on a (1:1) basis	30-Dec
CryoCath Technologies Inc.	-following acquisition by Medtronic Canada Acquisition Inc., an indirect wholly-owned subsidiary of Medtronic Inc., on the basis of \$8.75 per share	19-Dec
Cusac Gold Mines Ltd. J	-following plan of arrangement whereby each shareholder will be entitled to receive 0.0526 of a common share of Hawthorne Gold Corp. for each common share held	18-Apr
Cyclical Split NT Corp. Capital	-following redemption whereby shareholders will receive i) cash per Capital share equal to the amount, if any, by which the unit value exceeds \$25.00; or ii) provided a holder of Capital shares tenders to the company, by 5:00pm on November 14, 2008 a certified cheque, bank draft or money order per Capital share to be redeemed equal to \$25.00 and makes the proper election, such holder's pro rata share of the portfolio investments held by the company, rounded down to the nearest whole share, plus the pro rata share of the amount by which the value of the other assets of the company exceeds the liabilities, including any extraordinary liabilities, of the company as at the redemption date, all as determined by the board of directors of the company	15-Dec
Cyclical Split NT Corp. Pr	-following redemption whereby preferred shareholders will receive an amount equal to the lesser of \$25.00 and the unit value	15-Dec
Cygnal Technologies Corporation J Cyries Energy Inc.	-following a plan of arrangement and reorganization -following plan of arrangement whereby shareholders will receive 1.62 of a common share of Iteration Energy Ltd. (ITX) for every share held	01-Apr
Dectron Internationale Inc.	-following amalgamation with 6997007 Canada Inc. and 6996990 Canada Inc. whereby each outstanding share will be converted into one Amalco redeemable preferred share which will be redeemed by Amalco for \$4.20 per share held	13-Mar
Defiant Resources Corporation J	-following plan of arrangement whereby holders of common shares will receive 0.55 of a common share of Profound Energy Inc. (PFX) for every common share held	25-Aug
Divcom Lighting Inc. J	-following failure to meet continued listing requirements of TSX	03-Apr
Diversified Income Trust II Units	-following merger whereby trust units will be exchanged for Units of Premier Value Income Trust (PVN.UN) on a (1.1864599:1) basis	29-Oct
Draxis Health Inc.	-following plan of arrangement with Jubilant Acquisition Inc., an indirect wholly-owned subsidiary of Jubilant Organosys Ltd. whereby each shareholder will receive U.S.\$6.00 per common share held	01-Aug
Duvernay Oil Corp.	-following acquisition by BRS Gas Corp., a wholly-owned subsidiary of Shell Canada Limited at a price of \$83.00 per share	29-May
Eiger Technology Inc. J	-following failure to meet the continued listing requirements of TSX	28-Aug
Emergis Inc.	-following acquisition by 6886116 Canada Ltd., an indirect wholly-owned subsidiary of TELUS Corporation at \$8.25 per share	25-Apr
Endev Energy Inc.	-following plan of arrangement whereby each shareholder will receive 0.041 of a trust unit of Penn West Energy Trust (PWT.UN) per share held	18-Jan
Evolved Digital Systems Inc. J ExAlta Energy Inc.	-following failure to meet continued listing requirements of TSX -following plan of arrangement whereby shareholders will receive 0.118 of a class A share of Galleon Energy Inc. (GO) for every share held	25-Jul 20-Mar
Extreme CCTV Inc. J	-following plan of arrangement with 6886159 Canada Inc., a wholly-owned subsidiary of Robert Bosch GmbH whereby each shareholder will receive \$5.00 per share	22-Jan
FA Power Fund Units	-following merger with First Asset PowerGen Fund (PGT.UN)	06-Mar
First Calgary Petroleums Ltd. J	-following plan of arrangement with Eni Canada Holding Ltd., an indirect wholly-owned subsidiary of Eni S.p.A. whereby shareholders received \$3.60 per share	18-Jun
Focus Energy Trust Units	-following plan of arrangement whereby each unit holder will receive 0.425 of a trust unit of Enerplus Resources Fund (ERF.UN) for every unit	24-Nov
		19-Feb

## Chapter 5

Company Name	Reason	Date
Fording Canadian Coal Trust Units	-following plan of arrangement with Fording Arrangement Corp., a wholly owned subsidiary of Fording, and Teck Cominco Limited whereby unitholders will be entitled to receive i) US\$82.00 and; ii) 0.245 of a Class B subordinate voting share of Teck Cominco Limited (TCK.B) per unit	30-Oct
Fort Chicago Energy Partners L.P. 7.50% Debentures Series A	-following maturity at a price of \$1,037.50 for each principal amount of debentures	30-Jun
FP Resources Limited	-following a restructuring transaction whereby shareholders will receive one redeemable preference share of a newly incorporated, wholly-owned subsidiary for every common share	24-Mar
Futuremed Healthcare Income Fund Subscription Receipts Galleon Energy Inc. CI B	-following closing and withdrawal of Subscription Receipts -following amalgamation whereby all issued and outstanding Class B shares will convert into 1.86475 of a Class A share of Galleon Energy Inc. (GO.A) per share	30-Jun 15-Dec
Gateway Gold Corp. J	-following plan of arrangement whereby each common shareholder will receive 0.5 of a common share of Victoria Gold Corp. for every share	23-Dec
GBO Inc.	-following failure to meet continued listing requirements of TSX	Feb-29
GBS Gold International Inc. J	-following failure to meet continued listing requirements of TSX	29-Oct
Gemcom Software International Inc. J	-following plan of arrangement whereby each shareholder will be entitled to receive \$3.05 for each common share held	28-Jul
Gemini Energy Corp. J	-following plan of arrangement with NRG Investments Inc. whereby each common share will be exchanged at the shareholder's election, either: i) \$4.00; or ii) one common share of NRG Investments Inc.	03-Mar
Gentry Resources Ltd. J	-following plan of arrangement whereby each shareholder will receive 0.22 of a common share of Crew Energy Inc. (CR) per share	26-Aug
GEOCAN Energy Inc. CI A	-following plan of arrangement whereby each shareholder will receive at their election, either: i) \$0.70; ii) 0.81 of a common share of Arsenal Energy Inc. (AEI); or iii) a combination of i) & ii)	15-Oct
Gladstone Pacific Nickel Limited J	-at the request of the company	27-Feb
Global Copper Corp. J	-following plan of arrangement whereby shareholders will receive either: i) 0.2973 of a Class B share of Teck Cominco Limited (TCK.B), \$.0001 cash and one common share of Lumina Copper Corp. or; ii) \$8.84 cash, 0.0782 of a Class B share of Teck Cominco Limited and one common share of Lumina Copper Corp.	07-Aug
Global Telecom Split Share Corp. CI A	-following redemption	02-Jul
Global Telecom Split Share Corp. Pr	-following redemption at \$12.4838 per preferred share plus \$0.20625 in accrued and unpaid dividends	02-Jul
Gold Eagle Mines Ltd. J	-following plan of arrangement whereby shareholders will receive at their election, either: a) \$13.60; b) 0.292 common shares of Goldcorp Inc. (G) plus \$0.0001; or c) any combination thereof	30-Sep
Goldbelt Resources Ltd. J	-following acquisition by Wega Mining Inc. at a price of \$1.55 per share	07-Apr
Granby Industries Income Fund Units J	-following acquisition by Clark Acquisition Corporation, a wholly-owned subsidiary of Clark Inc.	04-Mar
Harvest Energy Trust 10.50% Debentures	-following maturity	31-Jan
High Income Principal And Yield Securities Corporation Equity Shares	-following redemption at \$11.49 per share	31-Jul
High Income Principal And Yield Securities Corporation Pr	-following redemption at \$25.00 per share	31-Jul
HIP Interactive Corp. J	-following suspension	12-Aug
HMZ Metals Inc. J	-following failure to meet listing requirements	21-Jan
Hollinger Inc. Common	-following suspension	22-Aug
Hollinger Inc. Exchangeable NV PR Series II	-following suspension	22-Aug
Hostopia.com Inc.	-following plan of merger involving Deluxe Corporation, Deluxe Business Operations Inc., a wholly-owned subsidiary of Deluxe, and Helix Merger Corp. ('Sub'), a wholly-owned subsidiary of Operating Sub, whereby shareholders will receive \$10.55 per share	06-Aug
HTR Total Return Fund Units		
Middlefield Equal Sector Income Fund Units	-following merger with INDEXPLUS Income Fund units (IDX.UN)	26-May
Ibex Technologies Inc.	-following failure to meet continued listing requirements of TSX	22-Feb

## Chapter 5

Company Name	Reason	Date
Innicor Subsurface Technologies Inc.	-following acquisition by BJ Acquireco Canada Inc., an indirect wholly-owned subsidiary of BJ Services Company at a price of \$2.50 per common share	29-May
Kangaroo Media Inc. J	-at the request of the company	30-Dec
Liponex Inc.	-following a reverse take over	30-Jun
Magellan Aerospace Corporation 8.5% Debentures	-following maturity at a price of \$1,042.50 which includes \$1,000 principal amount and \$42.50 in accrued and unpaid interest	31-Jan
Manufacturers Life Insurance Company (The) 6.10% CI A Series 6 Pr	-following redemption at a price of \$26.00 per Series 6, plus declared and unpaid dividends per shares	02-Jan
Medisys Health Group Income Fund Units J	-following acquisition by 6799221 Canada Limited, a wholly-owned subsidiary of Persistence Capital Partners LP, at a price of \$8.50 per unit	31-Mar
Meridian Gold Inc.	-following plan of arrangement whereby shareholders will receive 2.235 common shares of Yamana Gold Inc. (YRI) plus \$7.00 for each share	02-Jan
Merrill Lynch & Co., Canada Ltd. Exchangeable	-following redemption whereby exchangeable shares will be exchanged for common shares of Merrill Lynch Ltd. on a (1:1) basis	12-Dec
Metallica Resources Inc. J	-following plan of arrangement whereby each shareholder became entitled to receive 0.9 of a common share of New Gold Inc. (NGD) and \$0.0001 in cash for every common share	04-Jul
Milagro Energy Inc.	-following failure to meet continued listing requirements of TSX	30-May
Mindready Solutions Inc. J	-following failure to meet continued listing requirements of TSX	06-Mar
Miramar Mining Corporation	-following acquisition by Newmont Mining B.C. Limited, a wholly-owned indirect subsidiary of Newmont Mining Corporation at a price of \$6.25 per common share	12-Mar
MMX Mineracao e Metalicos S.A. J	-at the request of the company	06-Nov
Morneau Sobeco Income Fund Subscription Receipts	-following the acquisition of substantially all of the assets of Shepell FGI LP	02-Jun
Mulvihill Pro-AMS 100 PLUS (Cdn\$) Trust Units	-following redemption \$20.1673 per unit	26-Sep
Mulvihill Pro-AMS 100 PLUS (US\$) Trust Units	-following redemption at U.S.\$16.9049 per unit	26-Sep
Napier Environmental Technologies Inc. J	-following failure to meet continued listing requirements of TSX	12-May
Nexient Learning Inc. J	-following failure to meet continued listing requirements of TSX	24-Mar
Northern Peru Copper Corp. J	-following acquisition by Copper Bridge Acquisition Corp., a corporation jointly owned by China Minmetals Non-Ferrous Metals Co., Ltd. and Jiangxi Copper Company Ltd., at a price of \$13.75 per common share	28-Mar
Norwall Group Inc.	-following suspension	06-Nov
Nurun Inc.	-following acquisition by 4434943 Canada Inc., a wholly-owned subsidiary of Quebecor Media Inc., at a price of \$4.75 per share	27-Feb
Nuveen Senior Floating Rate Income Fund Units	-following merger whereby units of the Fund will be exchanged for units of Fairway Diversified Income and Growth Trust (FDT.UN) on a (0.6505376836:1) basis	15-Sep
OpenSky Capital Index Income Fund Units	-following dissolution whereby Unitholders will receive a cash amount of \$7.32 per Unit	02-Jun
Oriel Resources plc Ordinary J	-following compulsory acquisition by Mechel OAO at a price of US\$2.1986 per share	19-Sep
Pacific Energy Resources Ltd. J U.S. Restricted	-following share reclassification whereby shareholders will receive one common share of Pacific Energy Resources Ltd. (PFE) for every Regulation S share	22-Oct
Pacific Energy Resources Ltd. J U.S. Restricted Pacific Stratus Energy Ltd.	-following transfer to Pacific Energy Resources Ltd. J (PFE) -following plan of arrangement whereby each shareholder will receive 9.5 common shares of Pacific Rubiales Energy Corp. (listed on TSXV: PEG) for each share	20-Feb
Parkbridge Lifestyle Communities Inc. CI A NV	-following share reclassification whereby the class A Non-Voting shares will be exchanged for one common share of Parkbridge Lifestyle Communities Inc. (PRK)	25-Jan
PBS Coals Limited J	-following completion of the share purchase offer by 7027940 Canada Limited, an affiliate of Mining Holding Company LLC to purchase all of the issued and outstanding common shares of the Company for \$8.30 per share	26-Feb
Peerless Energy Inc. CI A	-following plan of arrangement whereby each shareholder is entitled to receive \$1.00 and 0.095 of a common share of Petrobank for each share	14-Nov
Peerless Energy Inc. CI B	-following plan of arrangement whereby each shareholder is entitled to receive \$10.00 for each share	01-Feb
		01-Feb

## Chapter 5

Company Name	Reason	Date
Penn West Energy Trust 9.4% Debentures	-following maturity	15-Aug
Petaquilla Copper Ltd. J	-following plan of arrangement with 6910360 Canada Inc., a wholly-owned subsidiary of Inmet Mining Corporation whereby shareholders will be entitled to \$2.20 per common share	02-Dec
Precision Assessment Technology Corporation J	-following suspension	21-May
PrimeWest Energy Inc. Exchangeable	-following plan of arrangement whereby holders of Exchangeable shares will receive cash consideration equal to the product of \$26.75	21-Jan
PrimeWest Energy Trust 6.50% Series III Debentures	-at the request of the company	25-Jan
PrimeWest Energy Trust 7.50% Series I Debentures	-at the request of the company	25-Jan
PrimeWest Energy Trust 7.75% Series II Debentures	-at the request of the company	25-Jan
PrimeWest Energy Trust Units	-following plan of arrangement whereby holders of units will receive \$26.75 per unit	21-Jan
Pyxis Capital Inc.	-following amalgamation with 2181885 Ontario Inc., a wholly-owned subsidiary of 1693062 Ontario Inc., whereby shareholders have been purchased at \$0.34 per common shares	25-Sep
Pyxis Capital Inc. Dividend	-following amalgamation with 2181885 Ontario Inc., a wholly-owned subsidiary of 1693062 Ontario Inc., whereby shareholders have been purchased at \$11.25 per Dividend share	25-Sep
Pyxis Capital Inc. NV	-following amalgamation with 2181885 Ontario Inc., a wholly-owned subsidiary of 1693062 Ontario Inc., whereby shareholders have been purchased at \$0.34 per Non-voting share	25-Sep
Q9 Networks Inc.	-following plan of arrangement with CDC Acquisition II Corp., an affiliate of ABRY Partners, LLC, whereby shareholders will receive \$17.05 per share	28-Oct
QGX Ltd. J	-following acquisition by Mongolia Holdings Corp., an indirect subsidiary of Kerry Holdings Limited at \$5.00 per common share	17-Oct
RedStar Oil & Gas Inc. J	-following plan of arrangement whereby each shareholder will receive 0.9 of a common share of Great Plains Exploration Inc. J (GPX) for each common share	16-May
Revenue Properties Company Limited	-following amalgamation with 2187675 Ontario Inc., an indirect wholly-owned subsidiary of Morguard Corporation whereby shareholders will receive 0.33 of a common share of Morguard per common share held	01-Dec
Rider Resources Ltd.	-following plan of arrangement whereby each shareholder will be entitled to receive 0.3540 of a common share of NuVista Energy Ltd. for every share held	07-Mar
Rockyview Energy Inc.	-following acquisition by Direct Enegy Marketing Limited at a price of \$3.16 per common share	04-Feb
Rothmans Inc.	-following acquisition by Latin America and Canada Holdings Limited, an indirect wholly-owned subsidiary of Phillip Morris International Inc. at \$30.00 per common share	20-Oct
Royal Bank of Canada (The) Pr Series N	-following redemption at \$25.00 per share	22-Aug
Royal Bank of Canada (The) Principal Protected S&P 500 LEOS Notes Ser 1	-following maturity	12-Aug
Royal Bank of Canada Japanese Stock Index Linked Notes Series 2	-following redemption	03-Nov
Royal Bank of Canada Principal Protected Callable S&P/TSX Financials Index Linked Notes, Series 1	-following redemption at \$13.50 for each \$10 of Principal amount with a payment date of January 9, 2008	09-Jan
Royal Bank of Canada S&P 500 BEAR LEOS Series 1	-following maturity	06-Oct
Royal Utilities Income Fund Units	-following acquisition whereby each shareholder may receive at their election either: i) \$12.68 cash or; ii) 0.8315 of a common share of Sherrit International Corporation (S) for every share	05-May
Saxon Energy Services Inc.	-following going private transaction whereby Sword Canada has acquired all of the outstanding shares at \$7.00 per share	29-Aug
Saxon Financial Inc.	-following acquisition by IGM Financial Inc. of all the outstanding common shares at \$21.00	24-Oct
Scandinavian Minerals Limited J	-following plan of arrangement whereby each holder of common shares will be entitled to receive \$9.00 and 0.01 of a common share of First Quantum Minerals Ltd. (FM) per share held	23-Jun
Select 50 S-1 Income Trust II Units	-following merger whereby unitholders will be entitled to 1.01233 units of Select 50 S-1 Income Trust (SON.UN) per unit held	04-Jul

## Chapter 5

Company Name	Reason	Date
Sentry Select 40 Split Income Trust Capital Units	-at the request of the trust	24-Nov
Sentry Select 40 Split Income Trust Pr	-at the request of the trust	24-Nov
Sentry Select FIDAC U.S. Mortgage Trust Units	-following merger whereby each unitholder will be exchanged for approximately 1.1315 units of Sentry Select MBS Adjustable Rate Income Fund II (MGS.UN)	10-Mar
Shire Acquisition Inc. Exchangeable	-following acquisition by 3829359 Canada Inc. in exchange for either: i) three ordinary shares of Shire plc; or ii) one ADS of Shire; plus, if applicable, the full amount of all declared and unpaid dividends on each Exchangeable share	12-Feb
Silverwing Energy Inc.	-following plan of arrangement whereby shareholders will receive at their election, either i) \$0.073; or ii) 0.002166 of a trust unit of Bonterra Energy Income Trust (BNE.UN); or iii) a combination of i) & ii)	17-Nov
Sixty Plus Income Trust Units	-following termination of the trust, pursuant to its trust agreement, and the redemption of all the issued and outstanding trust units	31-Dec
Skye Resources Inc. J	-following plan of arrangement whereby each shareholder will receive 0.61 of a common share of HudBay Minerals Inc. (HBM) and \$0.001 per share	27-Aug
Sleep Country Canada Income Fund Units	-following acquisition whereby 7019416 Canada Inc. has exercised its right under the Amended and Restated Declaration of Trust to acquire all of the units not tendered to the offer at \$22.00 per unit	25-Sep
Spectra Energy Income Fund Trust Units	-following a going private transaction whereby Spectra Energy Midstream Holdco Management Partnership will acquire/redeem all of the outstanding trust units on the basis of \$11.25 per share	06-May
SRX Post Holdings Inc.	-following plan of arrangement whereby SRX Post Holdings Inc. acquired all the trust units of Bonterra Energy Income Trust (BNE.UN) and issued common shares of New Bonterra Oil & Gas Ltd. (BNE) on a (1:1) basis	17-Nov
Sterling Mining Company J	-at the request of the company	17-Oct
Storm Cat Energy Corporation J	-following failure to meet continued listing requirements of TSX	18-Dec
Strategic Resource Acquisition Corporation	-following failure to meet continued listing requirements of TSX	19-Dec
Strategic Resource Acquisition Corporation 8% Notes	-following failure to meet continued listing requirements of TSX	19-Dec
Strategic Resource Acquisition Corporation 10% Senior Secured Notes	-following failure to meet continued listing requirements of TSX	19-Dec
Student Transportation of America Ltd. Notes	-at the request of the company	23-May
Synenco Energy Inc. CI A	-following acquisition by Total E&P Canada Ltd. at \$10.25 per share	11-Aug
Tanganyika Oil Company Ltd. J	-following acquisition by Mirror Lake Oil and Gas Company Limited, an indirect wholly-owned subsidiary of Sinopec International Petroleum Exploration and Production Corporation at \$31.50 per share	23-Dec
Taylor NGL Limited Partnership 5.85% Debentures	-at the request of Taylor Gas Liquids Ltd.	25-Mar
Taylor NGL Limited Partnership Units	-following acquisition whereby each unitholder will receive at their election: a) \$11.20; b) 0.42 Trust Units of AltaGas Income Trust or; c) that number of Class B LP #1 equal to such holder's 'specified gain amount'; and that number of Trust Units equal to the number by which the product of the number of Taylor Units of such holder and 0.42, exceeds the number of Exchangeable Units (Please see TSX Bulletin 2008-0039 for further details)	15-Jan
TCT Logistics Inc. J	-following failure to meet continued listing requirements of TSX	07-Aug
Teknion Corporation SV	-following plan of arrangement with 2158436 Ontario Limited at a price of \$3.15 per share	28-Feb
Teranet Income Fund Units	-following acquisition by Borealis Acquisition Corporation at a price of \$10.25 per unit	14-Nov
Tesco Corporation	-at the request of the company	30-Jun
Thirty-Five Split Corp. Capital	-following redemption whereby each Capital shareholder will receive at their election, either: cash in the amount, if any, by which the unit value exceeds; or ii) provided the holder has tendered a cash amount per Capital share equal to \$25, such holder's pro rata share of the portfolio shares and other net assets of the company	31-Mar
Thirty-Five Split Corp. Pr	-following redemption whereby each preferred share will be redeemed at a price equal to the lesser of \$25 and the unit value	31-Mar

## Chapter 5

Company Name	Reason	Date
Titan Exploration Ltd.	-following acquisition by Canetic Titan Ltd., a wholly-owned subsidiary of Canetic Resources Trust on the basis of 0.1917 of a trust unit of Canetic Resources Trust (CNE.UN) for each Class A share held	16-Jan
Triant Holdings Inc. J	-following failure to meet continued listing requirements of TSX	16-Oct
Turnkey E&P Inc. J	-following failure to meet continued listing requirements of TSX	23-Dec
UBS Total Return Trust Units	-following merger whereby units will automatically be exchanged for units of UBS Global Allocation Trust (GAT.UN)	10-Jun
Upper Lake Oil and Gas Ltd.	-following plan of arrangement involving, among others, Monterey Exploration Ltd. whereby shareholders will receive 0.28 of a common share of Monterey Exploration Ltd. per share	03-Sep
Vault Energy Trust Units	-following plan of arrangement whereby each unitholder will receive 0.14 of a trust unit of Penn West Energy Trust (PWT.UN) per unit	14-Jan
Viceroy Homes Limited CI A SV	-following plan of arrangement whereby shareholders will be entitled to receive \$5.00 per share	03-Mar
ViRexx Medical Corp. J	-following failure to meet continued listing requirements of TSX	17-Oct
Virtek Vision International Inc. J	-following compulsory acquisition by Gerber Scientific International Ltd. at a price of \$1.05 for each common share	10-Nov
Wellco Energy Services Trust Units	-following plan of arrangement whereby each holder of units will be entitled to receive 0.90 trust units of Peak Energy Services Trust for each trust unit held	17-Mar
Weston, George Limited 3.00% Exchangeable Debentures	-following redemption of all outstanding debentures at approximately \$644.83 per \$1,000 principal amount of debentures	12-Jun
Weyerhaeuser Company Limited Exchangeable	-following redemption on the basis of one common share of Weyerhaeuser Company (NYSE:WY) for every Exchangeable share	30-Apr
World Heart Corporation	-at the request of the company	13-Jun
Xantrex Technology Inc.	-following plan of arrangement with Schneider Electric S.A. whereby each shareholder will be entitled to receive \$15.00 for each common share	30-Sep
Xplore Technologies Corp. J	-at the request of the company	11-Apr
Xstrata Canada Corporation Pr Series 2	-following redemption at \$25.50 per share plus an amount of \$0.11875 per share representing all accrued and unpaid dividends	10-Jul
Xstrata Canada Corporation Pr Series H	-following redemption at \$25.00 per share, plus an amount of \$0.40179 per share representing all accrued and unpaid dividends	30-Jun

Chapter 5

## Name Changes in 2008

Company	Issue	Changed From	Date
Arawak Energy Limited (ABG)	Common	-formerly Arawak Energy Corporation (ABG)	03-Jun
Barrick Energy Inc. (CDS.DB)	4.75% Debentures	-formerly Cadence Energy Inc. (CDS.DB)	17-Nov
BELLUS Health Inc. (BLU)	Common	-formerly Neurochem Inc. (NRM)	21-Apr
Brompton Advantaged Oil & Gas Income Fund (AOG.UN)	Units	-formerly Brompton Advantaged Equal Oil & Gas Income Fund (AOG.UN)	24-Jun
Brompton Oil & Gas Income Fund (OGF.UN)	Units	-formerly Brompton Equal Weight Oil & Gas Income Fund (OGF.UN)	20-Jun
Brookfield Investments Corporation (BRN.PR.A)	CI 1 Pr Series A Common	-formerly Brascade Corporation (BCA.PR.A)	21-Feb
Cadence Energy Inc. (CDS)	4.75% Debentures	-formerly Kereco Energy Ltd. (KCO)	22-May
Cadence Energy Inc. (CDS.DB)		-formerly Kereco Energy Ltd. (KCO.DB)	22-May
Claymore Balanced Growth CorePortfolio (CBN)	ETF Common Units	-formerly Claymore Global Balanced Growth (CBN)	21-Nov
Claymore Balanced Growth CorePortfolio (CBN.A)	ETF Advisor Class Units	-formerly Claymore Global Balanced Growth (CBN.A)	21-Nov
Claymore Balanced Income CorePortfolio (CBD)	ETF Common Unit	-formerly Claymore Global Balanced Income (CBD)	21-Nov
Claymore Balanced Income CorePortfolio (CBD.A)	ETF Advisor Class Units	-formerly Claymore Global Balanced Income (CBD.A)	21-Nov
Claymore Global Monthly Advantaged Dividend (CYH)	Dividend ETF Common Units	-formerly Claymore Global Monthly Yield Hog (CYH)	30-Apr
Claymore Global Monthly Advantaged Dividend ETF (CYH.A)	Advisor Class Units	-formerly Claymore Global Monthly Yield Hog (CYH.A)	30-Apr
Copper Mesa Mining Corporation J (CUX)	Common	-formerly Ascendant Copper Corporation J (ACX)	11-Jul
Copper Mesa Mining Corporation J (CUX.WT)	Warrants	-formerly Ascendant Copper Corporation J (ACX.WT)	11-Jul
Copper Mesa Mining Corporation J (CUX.WT.A)	Warrants A	-formerly Ascendant Copper Corporation J (ACX.WT.A)	11-Jul
Crown Hill Fund (MYT.UN)	Units	-formerly MACCs Sustainable Yield Trust (MYT.UN)	31-Dec
DDS Wireless International Inc. J (DD)	Common	-formerly Digital Dispatch Systems Inc. J (DD)	18-Mar
Endeavour Financial Corporation (EDV)	Ordinary Warrants	-formerly Endeavour Mining Capital Corp. (EDV)	25-Jul
Endeavour Financial Corporation (EDV.WT)		-formerly Endeavour Mining Capital Corp. (EDV.WT)	25-Jul
Erdene Resource Development Corporation J (ERD)	Common	-formerly Erdene Gold Inc. J (ERD)	17-Jun
Erdene Resource Development Corporation J (ERD.WT)	Warrants	-formerly Erdene Gold Inc. J (ERD.WT)	17-Jun
Fiera High Income Trust (HIT.UN)	Trust Units	-formerly Yield Management Group High Income (HIT.UN)	22-Jan
Fort Chicago Power Ltd. (FCL.DB.U)	6.25% Exchangeable Debentures US\$	-formerly Countryside Canada Power Inc. (CSD.DB.U)	11-Apr
FP Resources Limited (FPL)	Common	-formerly FPI Limited (FPL)	08-Jan
Glacier Media Inc. J (GVC)	Common	-formerly Glacier Ventures International Corp. J (GVC)	15-Jul
iShares CDN DEX All Corporate Bond Index Fund (XCB)	ETF	-formerly iShares CDN Scotia Capital All Corporate Bond Index Fund (XCB)	04-Jun

## Chapter 5

Company	Issue	Changed From	Date
iShares CDN DEX All Government Bond Index Fund (XGB)	ETF	-formerly iShares CDN Scotia Capital All Government Bond Index Fund (XGB)	04-Jun
iShares CDN DEX Long Term Bond Index Fund (XLB)	ETF	-formerly iShares CDN Scotia Capital Long Term Bond Index Fund (XLB)	04-Jun
iShares CDN DEX Real Return Bond Index Fund (XRB)	ETF	-formerly iShares CDN Scotia Capital Real Return Bond Index Fund (XRB)	04-Jun
iShares CDN DEX Short Term Bond Index Fund (XSB)	ETF	-formerly iShares CDN Scotia Capital Short Term Bond Index Fund (XSB)	04-Jun
iShares CDN DEX Universe Bond Index Fund (XBB)	ETF	-formerly iShares CDN Scotia Capital Universe Bond Index Fund (XBB)	04-Jun
iShares CDN S&P/TSX Income Trust Index Fund (XTR)	ETF	-formerly iShares CDN S&P/TSX Capped Income Trust Index Fund (XTR)	04-Jun
Jaguar Financial Corporation J (JFC)	Common	-formerly Jaguar Financial Inc. J (JFI)	07-Jul
Mundoro Capital Inc. J (MUN)	Common	-formerly Mundoro Mining Inc. J (MUN)	22-Apr
Orsu Metals Corporation J (OSU)	Common	-formerly European Minerals Corporation J (EPM)	14-Jul
Orsu Metals Corporation J (OSU.WT)	Warrants	-formerly European Minerals Corporation J (EPM.WT)	14-Jul
Orsu Metals Corporation J (OSU.WT.A)	Warrants A	-formerly European Minerals Corporation J(EPM.WT.A)	14-Jul
Orsu Metals Corporation J (OSU.WT.B)	Warrants B	-formerly European Minerals Corporation J (EPM.WT.B)	14-Jul
Osisko Mining Corporation J (OSK)	Common	-formerly Osisko Exploration Ltee J (OSK)	13-Jun
Osisko Mining Corporation J (OSK.WT)	Warrants	-formerly Osisko Exploration Ltee J (OSK.WT)	13-Jun
ProSep Inc. J (PRP)	Common	-formerly TORR Canada J (TOR)	23-May
ProSep Inc. J (PRP.WT)	Warrants	-formerly TORR Canada J (TOR.WT)	23-May
Protective Products of America Inc. (PPA)	Common	-formerly Ceramic Protection Corporation (CEP)	08-Aug
Solitario Exploration & Royalty Corp. J (SLR)	Common	-formerly Solitario Resources Corporation J (SLR)	17-Jun
SRX Post Holdings Inc. (SRX)	Common	-formerly SR Telecom Inc. (SRX)	18-Jun
Starcore International Mines Ltd. (SAM)	Common	-formerly Starcore International Ventures Ltd. (SAM)	01-Feb
Thomson Reuters Corporation (TRI)	Common	-formerly Thomson Corporation (TOC)	17-Apr
Thomson Reuters Corporation (TRI.PR.B)	Floating Rate Pr Series II	-formerly Thomson Corporation (TOC.PR.B)	17-Apr
TMX Group Inc. / Groupe TMX Inc. (X)	Common	-formerly ' Inc. / Groupe TSX Inc. (X)	18-Jun
Viterra Inc. (VT)	Common	-formerly Saskatchewan Wheat Pool Inc. (VT)	19-Mar
WaterFurnace Renewable Energy Inc. J (WFI)	Common	-formerly WFI Industries Ltd. J (WFI)	16-Jun

Chapter 5

## Subdivision of Listed Issues in 2008

<b>Company Name</b>	<b>Issue</b>	<b>Date</b>	<b>Ratio</b>
Absolute Software Corporation	Common	02-Jan	(2:1)
Allbanc Split Corp.	CI A Capital	05-Mar	(4:1)
Computer Modelling Group Ltd.	Common	30-Jul	(2:1)
Corus Entertainment Inc.	CI B NV	30-Jan	(2:1)
Horizons BetaPro DJ-AIGSM	Agricultural Grains Bear Plus ETF Units	18-Dec	(2:1)
iShares CDN S&P/TSX Capped Composite Index Fund	ETF	06-Aug	(4:1)
iShares CDN S&P/TSX Capped Energy Index Fund	ETF	06-Aug	(4:1)
iShares CDN S&P/TSX Capped Financials Index Fund	ETF	06-Aug	(2:1)
iShares CDN S&P/TSX Capped Materials Index Fund	ETF	06-Aug	(2:1)
iShares CDN S&P/TSX Global Gold Index Fund	ETF	06-Aug	(4:1)
iShares CDN S&P/TSX 60 Index Fund	ETF	06-Aug	(4:1)
iShares CDN S&P/TSX Completion Index Fund	ETF	06-Aug	(4:1)
Richie Bros. Auctioneers Incorporated	Common	22-Apr	(3:1)
Suncor Energy Inc.	Common	12-May	(2:1)
Utility Corp.	CI C	16-May	(3:1)

## Stock Symbol Changes in 2008

<b>Company Name</b>	<b>New Symbol</b>	<b>Old Symbol</b>	<b>Date Effective</b>
Arawak Energy Limited	AAK	ABG	02-Jul
Breaker Energy Ltd. CI A	WAV	WAV.A	11-Aug
Canlan Ice Sports Corp.	ICE	ISE	22-Aug
Galleon Energy Inc. CI A	GO	GO.A	16-Dec
GLV Inc. CI A SV	GLV.A	LVG.A	21-Aug
GLV Inc. CI B MV	GLV.B	LVG.B	21-Aug
Nord Resources Corporation	NRD	NRD.U	21-Jan
Pacific Rubiales Energy Corp. 8.00% Debentures J	PRE.DB	PEG.DB	17-Sep
Pacific Rubiales Energy Corp. J	PRE	PEG	17-Sep
Pacific Rubiales Energy Corp. J Wt	PRE.WT	PEG.WT	17-Sep

## Companies Under Suspension

(as of December 31st)

<b>Symbol</b>	<b>Company</b>	<b>As of</b>
BIR	Birch Mountain Resources Ltd.	December 9, 2008
CTI	Chemokine Therapeutics Corp.	December 4, 2008
IVA	Ivaco Inc.	October 15, 2005
MSF	MedcomSoft Inc.	November 21, 2008
PVM	Pine Valley Mining Corporation	October 20, 2006

# **Foreign Issues**

## **(incorporated outside of North America)**

### **Australia**

Aberdeen Asia Pacific Income Investment Co. Ltd.  
Andean Resources Ltd. Ordinary J  
Australian Solomons Gold Limited J  
Bannerman Resources Ltd. Ordinary J  
Bannerman Resources Ltd. Ordinary J  
Centamin Egypt Limited Ordinary  
CGA Mining Limited Ordinary J  
Crescent Gold Limited J  
Dio Exploration NL Ordinary J  
Dio Exploration NL Ordinary Wt J  
Extract Resources Limited Ordinary J  
Fusion Resources Limited J  
Gladstone Pacific Nickel Limited J  
Intrepid Mines Limited  
Marengo Mining Limited J  
Mineral Deposits Limited Ordinary J  
Mirabela Nickel Limited Ordinary J  
Moly Mines Limited J  
Paladin Resources Limited  
Tiger Resources Limited  
Troy Resources NL Ordinary J  
Western Areas NL

### **Bermuda**

Forbes Energy Services Ltd.  
Katanga Mining Limited  
Katanga Mining Limited Notes  
Kingsway International Holdings Limited

### **British Virgin Islands**

CIC Energy Corp. J  
Talon Metals Corp. J

### **British West Indies**

Arawak Energy Corporation  
Caribbean Utilities Co. CI A USF  
Endeavour Mining Capital Corp. Ord  
Endeavour Mining Capital Corp. Wt

### **Channel Islands**

Avnel Gold Mining Limited J  
Avnel Gold Mining Limited Wt J  
Lydian International Limited  
Nufcor Uranium Limited Ordinary  
Tethys Petroleum Ltd. J

### **Colombia**

Petrominerales Ltd.

### **France**

Foraco International SA

### **French Guyana**

Euro Resources S.A.

### **Hong Kong**

Harmony Asset Limited J  
Pacrim International Capital Inc.

### **New Guineau**

Lihir Gold Limited

### **Sweden**

Boliden AB

### **South Africa**

Witwatersrand Cons Gold Res Ltd.

### **United Kingdom**

African Copper plc J Ordinary  
Orsu Metals Corporation  
Witwatersrand Cons Gold Res Ltd.

## Chapter 5

# U.S. Issues (incorporated in the U.S.)

### A

Allied Nevada Gold Corp. J

### C

Capital Gold Corporation J  
Centreplate Inc.  
Centreplate Inc. IDS Units  
Chemokine Therapeutics Corp. J  
Columbia Goldfields Ltd. J

### D

Domtar Corporation  
Dragon Pharmaceutical, Inc.

### F

Firstgold Corp. J

### G

General Moly Inc.  
GeoPetro Resources Company J  
Geovic Mining Corp.  
Geovic Mining Corp. Wt  
Geovic Mining Corp. A Wt  
Geovic Mining Corp. B Wt  
Gold Reserve Inc. CI A J  
Gran Tierra Energy Inc. J  
Gryphon Gold Corporation

### I

iShares COMEX Gold Trust Units

### L

lululemon athletica inc.

### M

Magna Entertainment Corp. CI A  
Mines Management Inc. J  
Molson Coors Brewing Company CI A  
Molson Coors Brewing Company CI B

### N

Nord Resources Corporation  
NovaBay Pharmaceuticals Inc.

### O

Occulogix Inc.  
Otelco Inc. IDS

### P

Pacific Energy Resources Ltd. J  
Paramount Gold and Silver Corp. J  
PowerShares DB Agriculture Dble Lng  
PowerShares DB Agriculture Dble Shrt  
PowerShares DB Crude Oil Dble Lng  
PowerShares DB Crude Oil Dble Shrt  
PowerShares DB Gold Double Long  
PowerShares DB Gold Double Short

### R

Royal Gold Inc.

### S

Solitario Exploration & Royalty Corp. J

### T

Thomas Weisel Partners Group  
Tim Hortons Inc.  
Tucows Inc.

### U

U.S. Geothermal Inc. J  
U.S. Gold Corporation  
Uranex Energy Corporation

### V

Voice Mobility International Inc. J

### W

Western Goldfields Inc. J  
World Energy Solutions Inc. J

### Y

Yukon Gold Corporation, Inc. J

Chapter 5

## Changes to the Stock List

	<b>2008</b>	<b>2007</b>
New Issuers Listed	126	207
Supplementary Listings	55	107
Substitutional Listings	61	77
Name Changes	33	45
Subdivisions	13	21
Warrants Issued	37	37
Warrants Expired	30	30
Deletions (Issues)	232	280
Companies Under Suspension	5	4
Rights Issued	24	25
<b>Total Issues Listed</b>	<b>2,076</b>	<b>2,118</b>
<b>Total Issuers Listed</b>	<b>1,570</b>	<b>1,613</b>

## 2008 Most Actively Traded Stocks - Industrial

	Volume	Close	Change	Open	High	Low
Bombardier Inc. CI B	2,692,760,337	4.45	-1.55	6.00	8.97	3.17
iSharsCdn S&P/TSX60	2,414,764,966	13.59	-6.823	20.413	22.813	11.60
BCE Inc.	1,692,030,535	25.13	-14.57	39.70	40.29	20.94
Royal Bank of Canada	1,242,762,247	36.10	-14.65	50.75	51.76	32.90
Manulife Financial	1,074,409,434	40.65	-19.85	40.65	41.04	16.28
T.D. Bank	872,910,361	43.45	-25.80	69.25	43.45	38.33
Bank of Nova Scotia	872,464,005	33.31	-16.92	50.23	52.51	28.61
Bank of Montreal	703,550,414	31.25	-25.30	56.55	58.78	28.89
Horizon Beta60 Bear A	637,879,532	27.50	7.49	20.01	42.38	15.43
Yellow Pages Income Un	620,953,824	6.69	-7.27	13.96	14.09	5.06

## 2008 Most Actively Traded Stocks - Mines

	Volume	Close	Change	Open	High	Low
Yamana Gold Inc. J	2,203,553,466	9.45	-3.72	13.17	19.79	4.29
Eastern Platinum J	1,771,027,024	0.335	-2.505	2.84	4.18	0.185
Uranium One Inc. J	1,540,964,042	1.79	-7.14	8.93	9.61	0.60
Kinross Gold Corp.	1,360,443,074	22.50	3.75	18.75	27.16	8.96
Teck Cominco CI B SV	1,157,658,608	6.02	-29.83	35.85	52.90	3.35
Barrick Gold Corp.	1,154,227,002	44.71	2.06	42.65	54.11	22.00
Goldcorp Inc.	1,126,821,773	38.39	3.89	34.50	52.48	17.77
Breakwater Resources	876,889,050	0.115	-1.615	1.73	1.77	0.06
Lundin Mining Corp.	852,859,943	1.19	-8.35	9.54	9.67	0.77
Eldorado Gold Corp.	751,351,784	9.65	3.65	6.00	9.70	3.44

## 2008 Most Actively Traded Stocks - Oils

	Volume	Close	Change	Open	High	Low
Pacific Rubiales J	1,383,682,251	2.19	-5.61	7.80	13.65	1.86
Talisman Energy Inc.	1,363,963,997	12.18	-6.42	18.60	25.40	8.28
Suncor Energy Inc.	951,383,247	23.72	-30.605	54.325	73.10	18.80
Nexen Inc.	923,713,173	21.45	-11.05	32.50	43.45	13.33
Oilexco Inc. J	898,456,839	0.285	-13.215	13.50	19.50	0.21
UTS Energy Corp.	891,259,661	0.80	-4.64	5.44	6.28	0.67
EnCana Corporation	793,795,850	56.96	-11.04	68.00	97.81	41.36
Canadian Natural Res	679,737,918	48.75	-25.15	73.90	111.30	34.19
Petro-Canada	643,037,518	26.72	-26.92	53.64	61.85	20.01
Bankers Petroleum J	592,152,764	0.74	-1.87	2.61	6.72	0.46

Chapter 5

## 2008 Largest Price Changes - Industrial

	<b>Volume</b>	<b>Close</b>	<b>Change</b>	<b>Open</b>	<b>High</b>	<b>Low</b>
E-L Financial Corp.	106,015	450.00	-120.00	570.00	595.00	323.00
Fairfax Financial SV	15,530,145	390.00	103.00	287.00	390.00	221.94
Oil Sands Split Trust	354,325	81.00	-89.00	170.00	250.00	77.78
Algoma Central Corp.	184,453	51.00	-86.75	137.75	144.20	48.00
Research In Motion	554,149,395	49.50	-63.93	113.43	150.30	44.23
Taiga Building Notes	93,045	41.00	-55.50	96.50	99.50	40.00
Wstn Corp Grp Pr 3	61,034	45.00	-54.50	99.50	99.65	42.00
Major Drilling Group	36,825,318	12.50	-50.10	64.08	66.55	8.83
CP HOLDERS	134,198	94.66	-48.34	143.00	209.00	77.32
Legg Mason Cda Ex	92028	25.90	-47.10	73.00	76.50	15.00

## 2008 Largest Price Changes - Mines

	<b>Volume</b>	<b>Close</b>	<b>Change</b>	<b>Open</b>	<b>High</b>	<b>Low</b>
Strategic Res 10% Nt	95,590	0.005	-97.995	98.00	101.00	0.005
First Quantum Mnrl J	141,187,614	17.61	-67.49	85.10	96.53	12.75
Frontera Copper 2 Nt	52,420	37.00	-66.00	103.00	103.50	37.00
Inmet Mining Corp.	97,739,772	19.58	-62.41	81.99	99.49	12.15
Fording Cdn Coal Un	247,534,098	100.69	62.06	38.63	102.00	32.26
Frontera Copper 1 Nt	169,605	40.00	-62.00	102.00	103.70	35.00
Potash Corp of Sask	494,828,674	89.54	-55.47	145.01	246.29	61.81
Coalcorp Mine US Nt	222,980	40.00	-55.00	95.00	95.00	40.00
Mercator Notes US J	570,270	50.50	-52.50	103.00	105.90	50.00
Redcorp Ventures Nt J	499,030	35.00	-50.00	85.00	88.75	20.00

## 2008 Largest Price Changes - Oils

	<b>Volume</b>	<b>Close</b>	<b>Change</b>	<b>Open</b>	<b>High</b>	<b>Low</b>
Duvernay Oil Corp.	110,833,075	82.99	53.70	29.29	83.05	25.21
Heritage Oil Exch J	7,218,942	3.65	-48.35	52.00	58.10	1.80
Niko Resources	31,646,321	42.49	-46.85	89.34	103.87	39.08
Petrobank Energy	177,154,844	20.31	-38.67	58.98	63.03	16.26
Suncor Energy Inc.	951,383,247	23.72	-30.605	54.325	73.10	18.80
Petro-Canada	643,037,518	26.72	-26.92	53.64	61.85	20.01
Cdn Natural Res	679,737,918	48.75	-25.15	73.90	111.30	34.19
Addax Petroleum	137,065,825	21.09	-22.11	43.20	55.21	12.13
Cdn Oil Sands Trust	463,637,616	21.10	-17.80	38.90	55.25	18.15
Enerplus Res Tr Un	127,769,174	23.96	-16.04	40.00	49.85	21.53

## 2008 Largest Percentage Price Changes - Industrial

	Volume	Close	% Change	Open	High	Low
Coventree Inc.	6,011,725	3.01	312.33	0.73	3.45	0.27
Keystone NA IPS	7,886,196	23.55	194.74	7.99	36.00	5.11
ARIUS Research Inc.	27,324,783	2.43	131.43	1.05	2.83	0.86
Labopharm Inc.	44,476,635	2.26	119.41	1.03	3.03	0.425
Virtek Vision Intl J	32,895,780	1.04	114.43	0.485	1.05	0.31
Mecachrome Intl	23,719,757	0.06	-99.50	12.00	12.30	0.02
MonoGen Inc. J	49,477,154	0.005	-99.45	0.91	1.44	0.005
Turnkey E&P Inc. J	17,224,659	0.035	-99.36	5.50	5.50	0.005
Quebecor World Pr 5	2,951,948	0.12	-99.24	15.76	16.00	0.05
EarthFirst Canada J	113,116,511	0.015	-99.19	1.85	2.05	0.005

## 2008 Largest Percentage Price Changes - Mines

	Volume	Close	% Change	Open	High	Low
Forcing Cdn Coal Un	147,534,098	100.69	160.65	38.63	102.00	32.26
Global Copper J	33,887,039	14.08	135.06	5.99	15.75	4.75
Sulliden Expl J	43,436,407	0.57	128.00	0.25	1.45	0.24
Oriel Res plc Ord J	8,172,780	2.25	125.00	1.00	2.34	0.97
Strategic Res 10% Nt	95,590	0.005	-100.00	98.00	101.00	0.005
Strategic Res Acquis	35,758,602	0.005	-99.83	2.97	3.40	0.005
GBS Gold Intl Inc. J	174,313,216	0.005	-99.62	1.30	1.85	0.005
Birch Mtn Resources	35,266,006	0.005	-99.30	0.71	0.87	0.005
African Copper plc J	81,497,048	0.015	-98.85	1.30	1.40	0.010
Colombia Goldfields	10,013,479	0.020	-98.25	1.14	1.20	0.010

## 2008 Largest Percentage Price Changes - Oils

	Volume	Close	% Change	Open	High	Low
Duvernay Oil corp.	110,833,075	82.99	183.33	29.29	83.05	25.21
Burmis Energy Inc.	32,910,437	4.90	180.00	1.75	5.07	1.57
Questerre Corp. J	382,176,478	2.02	155.70	0.79	6.43	0.34
Mahalo Energy Ltd.	36,903,413	0.04	-98.46	2.59	2.95	0.02
Oilexco Inc. J	898,456,839	0.285	-97.89	13.50	19.50	0.21
Welton Energy Corp. J	13,186,955	0.015	-96.88	0.48	0.51	0.005
Pacific Energy Res J	55,375,924	0.08	-96.00	1.95	2.10	0.05
Storm Cat Energy J	11,343,225	0.04	-93.94	0.66	1.59	0.04
Bow Valley Energy	110,392,344	0.43	-93.20	6.32	6.70	0.095
Heritage Oil Exch J	7,218,942	3.65	-93.00	52.00	58.10	1.80

## New Equity Financing Raised by Toronto Stock Exchange-Listed Companies (\$000)

Type of Financing	2008	2007	2006	2005	2004
IPO's	1,928,969	7,321,316	9,927,241	15,226,049	15,633,201
Public offerings	17,012,477	16,713,271	14,330,315	9,936,086	18,792,081
Supplementaries	8,859,254	17,134,930	12,352,826	15,980,212	8,681,372
Private placements	7,511,310	6,444,359	5,183,037	5,020,446	3,408,937
<b>Grand Total</b>	<b>35,312,010</b>	<b>47,613,876</b>	<b>41,793,419</b>	<b>46,162,794</b>	<b>46,515,590</b>

Chapter 5

## Toronto Market Capitalization (\$000)

Year	Foreign	Domestic	Total
1965	68,288,441	36,144,713	104,433,154
1966	60,556,537	34,494,535	95,051,072
1967	87,342,742	40,265,212	127,607,954
1968	93,057,172	49,191,349	142,248,521
1969	98,507,936	49,066,356	147,574,292
1970	107,534,378	46,459,668	153,994,046
1971	133,567,926	50,247,837	183,815,763
1972	158,896,076	64,461,095	223,357,171
1973	132,311,171	62,452,948	194,764,119
1974	111,911,390	44,189,628	156,101,018
1975	143,312,383	51,566,436	194,878,819
1976	170,203,250	56,908,658	227,111,908
1977	171,631,986	62,370,723	234,002,709
1978	176,677,651	79,415,902	256,093,553
1979	213,093,800	112,576,856	325,670,656
1980	307,620,877	139,404,864	447,025,741
1981	232,887,113	125,204,008	358,091,121
1982	253,005,069	127,322,588	380,327,656
1983	312,027,386	174,976,628	487,004,014
1984	305,992,918	177,810,499	483,803,417
1985	365,197,747	219,982,230	585,179,977
1986	353,272,003	255,650,769	608,922,802
1987	452,804,475	284,866,835	737,671,311
1988	439,847,404	288,006,096	727,853,499
1989	467,045,633	337,344,675	804,353,339
1990	422,568,140	280,704,556	703,272,696
1991	395,495,008	308,022,454	703,517,461
1992	394,219,012	308,874,925	703,093,937
1993	429,740,068	432,318,034	862,058,101
1994	361,834,168	441,894,745	803,728,913
1995	479,006,758	499,657,464	978,724,222
1996	510,151,475	666,526,697	1,176,678,172
1997	458,005,675	812,342,643	1,270,348,318
1998	515,642,786	834,653,151	1,350,295,937
1999	352,829,618	1,145,336,257	1,498,165,875
2000	277,230,856	1,156,714,621	1,433,945,477
2001	264,599,554	982,149,053	1,246,748,608
2002	147,292,637	897,891,412	1,045,184,049
2003	132,432,795	1,155,251,961	1,287,684,756
2004	159,917,744	1,387,010,646	1,546,928,390
2005	134,736,305	1,695,976,732	1,830,713,037
2006	141,322,790	1,920,003,127	2,061,325,917
2007	154,163,346	1,939,290,460	2,093,453,806
2008	42,046,443	1,237,217,598	1,279,264,041

Chapter 5

## Dividend Highlights

### Number of Declarations

	2008	2007
Number of listed companies	1,570	1,613
Number of listed issues	2,076	2,118
Number of listed dividend-paying companies	835	870
Number of listed dividend-paying issues	1,131	1,145

### Dividend Increases/Decreases

	2008	2007
Number of increases	131	165
Number of decreases	17	10
Number of extra dividends	62	127
Number of dividend resumptons	18	8
Number of dividend omissions	77	26

### Canadian Based Companies That Have Paid Cash Dividends (consecutively for 25 years or more on common shares as of December 31, 2008)

Issue	Symbol	From	Years	Ind. Rate	Yield%
AGF Management CI B NV	AGF.B	1978	31	1.00	10.53
Agnico Eagle Mines Ltd.	AEM	1983	26	A0.18	0.35
Andres Peller Ltd. CI A NV	ADW.A	1974	35	0.33	4.55
Andres Peller Ltd. CI B	ADW.B	1979	30	0.288	2.88
Astral Media Inc. CI A NV	ACM.A	1979	30	0.50	2.05
Astral Media Inc. CI B SV	ACM.A	1984	25	0.50	2.06
Atco Ltd. CI 1 NV	ACO.X	1974	35	0.94	2.47
Atco Ltd. CI II	ACO.Y	1974	35	0.94	2.44
Bank of Montreal	BMO	1829	180	2.80	8.96
Bank of Nova Scotia	BNS	1833	176	1.96	5.88
Brookfield Asset Mgt CI A	BAM.A	1965	44	A0.52	3.41
CAE Inc.	CAE	1973	36	0.12	1.48
CCL Industries Inc. CI A	CCL.A	1980	29	0.51	2.05
CCL Industries Inc. CI B	CCL.B	1983	26	0.56	2.24
Canada Bread Company Ltd.	CBY	1976	32	0.24	0.51
Canadian General Investments	CGI	1931	78	X1.60	17.54
Canadian Imperial Bank	CM	1868	141	3.48	6.81
Canadian Tire Corp.	CTC	1944	65	0.84	1.87
Canadian Tire Corp. CI A NV	CTC.A	1960	49	0.84	1.93
Canadian Utilities CI A NV	CU	1983	26	1.33	3.28
Canadian Utilities CI B	CU.X	1957	52	1.33	3.33
Central Fund CI A NV	CEF.A	1962	47	A0.01	0.09
Corby Distilleries	CDL.A	1938	71	0.56	3.65
Corby Distilleries CI B NV	CDL.B	1939	70	0.56	4.07
Dover Industries Ltd.	DVI	1940	69	0.40	2.15
E-L Financial Corp.	ELF	1969	40	0.50	0.11
Economic Investment Trust	EVT	1927	82	0.60	1.25
Empire Company Ltd. CI A NV	EMP.A	1982	27	0.70	1.44
Enbridge Inc.	ENB	1952	57	1.32	3.34
EnCana Corporation	ECA	1960	49	A1.60	3.42
Finning International Inc.	FTT	1984	25	0.44	3.09
Fortis Inc.	FTS	1949	60	1.00	4.07
Imperial Oil Limited	IMO	1891	117	0.40	0.98
Laurentian Bank of Canada	LB	1871	138	1.36	3.94
Leon's Furniture Ltd.	LNF	1978	31	X0.38	4.22
Loblaw Companies Ltd.	L	1979	30	0.84	2.40

## Chapter 5

Issue	Symbol	From	Years	Ind. Rate	Yield%
Logistec Corp. CI A MV	LGT.A	1974	35	0.31	2.82
Maple Leaf Foods Inc.	MFI	1935	74	0.16	1.45
McGraw Hill Ryerson Ltd.	MHR	1973	36	0.96	2.46
Molson Coors Cda CI A LV	TPX.A	1940	69	A0.80	1.72
Molson Coors Cda CI B NV	TPX.B	1950	59	A0.80	1.64
National Bank of Canada	NA	1983	26	2.48	7.92
Nova Chemicals Corp	NCX	1962	47	0.40	6.84
Pacific Northern Gas Ltd.	PNG	1977	32	0.88	6.50
Power Corporation of Cda SV	POW	1972	37	1.16	5.17
Reitmans (Canada) Ltd.	RET	1951	58	0.72	7.20
Reitmans (Canada) CI A NV	RET.A	1960	49	0.72	6.18
Royal Bank of Canada	RY	1870	139	2.00	5.54
Shaw Communications CI B	SJR.B	1983	26	0.799	3.70
Shawcor Ltd. CI A SV	SCL.A	1975	33	0.26	1.41
TELUS Corporation	T	1916	91	1.80	4.84
Third Cdn General Investment	THD	1929	80	X1.20	5.92
Thomson Reuters Corp.	TRI	1981	28	A1.08	3.69
Toromont Industries Ltd.	TIH	1973	36	0.56	2.44
Toronto-Dominion Bank	TD	1857	152	2.44	5.62
Torstar Corp. CI B NV	TS.B	1970	39	0.74	8.84
TransAlta Corp.	TA	1956	53	1.08	4.44
TransCanada Corporation	TRP	1964	45	1.44	4.34
United Corporations Ltd.	UNC	1939	70	0.80	1.95
Weston, George Limited	WN	1930	78	1.44	2.40

*X- extra paid in latest 12 months  
A - paid in U.S. funds*

# Chapter 6

---

## TORONTO STOCK EXCHANGE

- Toronto Stock Exchange Listed Companies
- NAICS Table

# Companies Listed on Toronto Stock Exchange

As Of December 31, 2008

Symbol	Company Name	Category	NAICS	Market Cap \$M
ONE	01 Communique Laboratory Inc. J	I	51811	6.5
TWT	20-20 Technologies Inc.	I	541512	34.1
FBS	5Banc Split Inc.	I	526911	125.4
VNP	5N Plus Inc.	I	332312	209.3
AW	A&W Revenue Royalties Income Fund	I	523991	100.7
AAH	Aastra Technologies Limited	I	33429	175.6
FAP	Aberdeen Asia Pacific Income Invest Co.	I	52392	228.4
AAB	Aberdeen International Inc. J	M	52311	10.0
SCO	Aberdeen SCOTS Trust	I	526912	25.6
AXB	AbitibiBowater Canada Inc.	I	32211	4.3
ABH	AbitibiBowater Inc.	I	322122	30.3
ABT	Absolute Software Corporation J	I	541512	159.0
ADA	Acadian Mining Corporation J	M	212299	6.9
ADN	Acadian Timber Income Fund	I	523991	79.6
ACD	Accord Financial Corp.	I	52391	54.8
ACE	ACE Aviation Holdings Inc.	I	551112	523.2
AEU	ACTIVEnergy Income Fund	I	526917	109.6
AFU	Acuity Focused Total Return Trust	I	526917	112.5
AIG	Acuity Growth & Income Trust	I	523991	39.4
ASF	Acuity Small Cap Corporation	I	52392	10.3
ADS	Adaltis Inc.	I	33451	7.2
AUA	Adanac Molybdenum Corporation	M	212299	2.3
AXC	Addax Petroleum Corporation	O	211111	3,301.4
ATQ	Adeptron Technologies Corporation	I	334419	5.8
DRX	ADF Group Inc.	I	23812	34.1
AHX	Adherex Technologies Inc.	I	54171	4.5
ADJ	Adjustable Rate MBS Trust	I	523991	25.0
AAL	ADS Inc.	I	31323	11.2
AVN	Advantage Energy Income Fund	O	523991	917.1
PFR	Advantaged Preferred Share Trust	I	526911	47.5
ADX	Advantex Marketing International Inc.	I	54189	1.5
ARE	Aecon Group Inc.	I	23622	559.8
AQL	Aeroquest International Limited	I	54136	15.5
AEZ	AEterna Zentaris Inc.	I	54171	30.8
ACU	African Copper PLC	M	212234	2.2
ARL	Africo Resources Ltd.	M	212234	48.7
AFN	Ag Growth Income Fund	I	523991	248.2
AGF	AGF Management Limited	I	526917	850.1
AFP	AGF Master Limited Partnership	I	551112	5.6
AEM	Agnico-Eagle Mines Ltd.	M	212221	9,714.3
AGU	Agrium Inc.	I	325314	6,501.8
ADC	AIC Diversified Canada Split Corp.	I	526911	23.4
ASC	AIC Global Financial Split Corp.	I	526919	12.2
ANS	Ainsworth Lumber Co. Ltd.	I	321912	84.5
AC	Air Canada	I	48111	176.7
BOS	Airboss of America Corp.	I	325212	46.4
IQ	AirlQ Inc.	I	51821	0.8
AKL	Akela Pharma Inc.	I	325412	2.2
AKT	Akita Drilling Ltd.	I	213111	116.2
AGI	Alamos Gold Inc.	M	212221	838.9
AD	Alaris Royalty Corp.	I	523991	76.1
AF	AlarmForce Industries Inc.	I	561621	53.3
ACN	Alberta Clipper Energy Inc.	O	211111	32.4
AXR	Alexco Resource Corp.	M	212299	64.8
AMC	Alexis Minerals Corporation	M	212299	57.5
ALC	Algoma Central Corporation	I	483113	198.5
APF	Algonquin Power Income Fund	I	526919	291.6
ATD	Alimentation Couche-Tard Inc.	I	44512	2,769.3
ABK	Allbanc Split Corp.	I	526911	47.9

Chapter 6

Symbol	Company Name	Category	NAICS	Market Cap \$M
ALB	Allbanc Split Corp. II	I	526911	131.1
VRS	Allen-Vanguard Corporation	I	561621	24.0
ANV	Allied Nevada Gold Corporation J	M	212221	352.9
AP	Allied Properties Real Estate Investment	I	52593	388.6
NPC	Allon Therapeutics Inc.	I	54171	27.3
AMM	Almaden Minerals Ltd.	M	212399	38.1
ALA	AltaGas Income Trust	I	523991	1,196.2
AUI	AltaGas Utility Group Inc.	I	211111	39.3
NRG	Alter NRG Corp.	I	221112	45.5
ALS	Altius Minerals Corporation	I	523999	130.9
AIF	Altus Group Income Fund	I	523991	116.9
AI	Amalgamated Income Limited Partnership	I	526914	6.9
AMB	Ambrilia Biopharma Inc.	I	54171	3.2
BZA	American Bonanza Gold Corp.	M	212299	4.6
ARG	Amerigo Resources Ltd.	M	212234	35.5
ACC	Amica Mature Lifestyles Inc.	I	623311	53.3
IAC	Amisco Industries Ltd.	I	337124	5.3
AMF	Amorfix Life Sciences Ltd. J	I	33911	26.8
ANX	Anaconda Mining Inc. J	M	212399	10.8
ANO	Anatolia Minerals Development Limited	M	212299	171.7
AND	Andean Resources Ltd. J	M	212221	376.2
AXL	Anderson Energy Ltd.	O	211111	100.4
ADW	Andrew Peller Limited	I	31213	116.2
ANP	Angiotech Pharmaceuticals, Inc.	I	54172	30.6
NGL	Angle Energy Inc.	O	211111	134.9
AEN	Antrim Energy Inc.	O	211111	58.7
AVM	Anvil Mining Limited	M	212299	76.9
APG	Apollo Gold Corporation	M	212221	59.4
AQA	Aquila Resources Inc. J	M	21223	6.0
AQI	Aquiline Resources Inc.	O	211111	117.6
AAK	Arawak Energy Limited	O	211111	95.0
ABO	Arbor Memorial Services Inc.	I	81221	199.5
AET	ARC Energy Trust	O	526919	4,338.2
ARX	ARC Resources Ltd.	O	211111	53.1
AG	Arctic Glacier Income Fund	I	523991	64.7
AHD	Arehada Mining Limited J	M	212231	2.6
GSY	Argosy Energy Inc.	O	211111	9.4
APV	ARISE Technologies Corporation	I	221119	67.0
AZ	Armistice Resources Corp.	M	212299	12.6
ARF	Armtec Infrastructure Income Fund	I	523991	294.6
AEI	Arsenal Energy Inc. J	O	211111	20.8
ARA	ART Advanced Research Technologies Inc.	I	334516	10.8
AX	Artis Real Estate Investment Trust	I	52593	258.2
ASR	Aspen Group Resources Corporation	O	211111	2.1
ACM	Astral Media Inc.	I	512191	1,368.3
ACO	Atco Ltd.	I	551112	2,356.3
API	Athabasca Potash Inc. J	M	212391	41.0
ATG	Atlanta Gold Inc. J	M	212221	4.7
ATP	Atlantic Power Corporation	I	551112	1,205.6
AIQ	Atlantis Systems Corp.	I	33451	1.7
ATN	Atna Resources Ltd.	M	212399	49.1
ATB	Atrium Innovations Inc.	I	325412	418.7
ATA	ATS Automation Tooling Systems Inc.	I	335999	386.4
XAU	AuEx Ventures Inc. J	M	21239	44.6
AZC	Augusta Resource Corporation	M	21239	47.9
ORA	Aura Minerals Inc.	M	212221	94.9
ARZ	Aurizon Mines Ltd.	M	212221	590.5
AXU	Aurora Energy Resources Inc.	M	212299	131.9
SGA	Australian Solomons Gold Limited	M	212221	5.1
ACQ	AutoCanada Income Fund	I	523991	23.2
AM	Automodular Corporation	I	33639	7.0
AVL	Avalon Ventures Ltd. J	M	21239	36.5
AVP	Avcorp Industries Inc.	I	336413	19.1
AVF	Avenir Diversified Income Trust	I	523991	214.2

Chapter 6

Symbol	Company Name	Category	NAICS	Market Cap \$M
AVK	Avnel Gold Mining Limited J	M	212221	5.4
AXX	AXIA NetMedia Corporation	I	51811	111.6
AZZ	AZCAR Technologies Incorporated	I	512191	3.6
AZD	Azure Dynamics Corporation	I	336322	15.2
BXN	B Split II Corp.	I	526915	13.7
BTO	B2Gold Corp. J	M	212299	74.9
BAD	Badger Income Fund	I	213112	177.5
BIM	Baffinland Iron Mines Corporation	M	21221	39.6
BAJ	Baja Mining Corp. J	M	21223	31.5
BLD	Ballard Power Systems Inc.	I	221112	110.0
BNB	BAM Investments Corp.	I	526911	813.0
BNA	BAM Split Corp.	I	526915	245.0
BMO	Bank of Montreal	I	52211	18,300.2
BNS	Bank of Nova Scotia (The)	I	52211	36,045.5
BNK	Bankers Petroleum Limited J	O	211111	135.1
BAN	Bannerman Resources Ltd. J	M	212291	111.6
BAA	Banro Corporation J	M	212221	65.6
CDS	Barrick Energy Inc.	O	211111	73.5
ABX	Barrick Gold Corporation	M	212221	39,000.6
HCX	Barrick Gold Inc.	I	212299	84.3
BIF	Bayshore Floating Rate Senior Loan Fund	I	526917	1.0
BTE	Baytex Energy Trust	O	211111	1,436.8
BCE	BCE Inc.	I	51731	21,807.9
BEK	Becker Milk Company Ltd. (The)	I	53131	8.2
BA	Bell Aliant Regional Communications Inc Fnd	I	51711	2,990.5
BLU	BELLUS Health Inc.	I	54171	25.0
BLZ	Belzberg Technologies Inc. J	I	52399	30.4
BNG	Bengel Energy Ltd. J	O	211111	5.8
BEV	Bennett Environmental Inc.	I	115112	3.2
BCI	Benvest New Look Income Fund	I	52311	32.3
BEN	Berens Energy Ltd.	O	211111	51.5
BES	Bestar Inc.	I	33721	4.6
BFC	BFI Canada Ltd.	I	523991	604.5
BIG	Big 8 Split Inc.	I	526911	36.7
BBO	Big Bank Big Oil Split Corp.	I	526911	28.8
BR	Big Rock Brewery Income Trust	I	31212	35.8
MS	BioMS Medical Corp.	I	325411	318.6
BNC	Bioniche Life Sciences Inc.	I	325411	30.5
BSY	BioSyntech, Inc.	I	54171	7.2
BQE	BioteQ Environmental Technologies Inc. J	M	22131	25.8
BVF	Biovail Corporation	I	325412	1,831.6
BMD	Birch Mountain Resources Ltd.	M	212391	2.1
BIR	Birchcliff Energy Limited	O	211111	567.6
BDT	Bird Construction Income Fund	I	523991	281.0
BDI	Black Diamond Income Fund	I	523991	70.4
BWT	Black Watch Energy Services Trust	I	523991	2.6
BN	Blue Note Mining Inc. J	M	21229	5.4
BMT	BMONT Split Corp.	I	523991	9.5
GBT	BMTC Group Inc.	I	44311	285.3
BKX	BNK Petroleum Inc. J	O	211111	8.2
SBA	BNS Capital Trust	I	526911	500.0
BSC	BNS Split Corp. II	I	526911	61.4
BEI	Boardwalk Real Estate Investment Trust	I	52593	1,256.1
BLS	Boliden AB	I	21223	861.6
BBD	Bombardier Inc.	I	33641	8,077.8
BNP	Bonavista Energy Trust	O	523991	1,671.3
BT	Bonnett's Energy Services Trust	I	523991	9.7
BNE	Bonterra Oil & Gas Limited	O	211111	298.0
BLX	Boralex Inc.	I	221122	284.9
BPT	Boralex Power Income Fund	I	523991	144.1
BPF	Boston Pizza Royalties Income Fund	I	526919	116.3
BVX	Bow Valley Energy Ltd.	O	211111	37.3
BYD	Boyd Group Income Fund	I	523911	29.1
BPP	BPO Properties Ltd.	I	531312	243.4
BMR	Bradmer Pharmaceuticals Inc.	I	54171	2.8

Chapter 6

Symbol	Company Name	Category	NAICS	Market Cap \$M
BH	Brainhunter Inc. J	I	541513	7.1
BBL	Brampton Brick Limited	I	327121	42.5
BSI	Brascan SoundVest Diversified Income Fund	I	526917	22.3
BSF	Brascan SoundVest Focused Business Trust	I	526917	5.6
BSD	Brascan SoundVest Rising Distribution Split	I	526917	25.5
BST	Brascan SoundVest Total Return Fund	I	526917	11.9
BDY	Brazilian Diamonds Limited	M	212392	1.0
BCD	BRC DiamondCore Ltd. J	M	212392	6.5
WAV	Breaker Energy Ltd.	O	211111	209.2
BWR	Breakwater Resources Ltd.	M	212231	51.4
BRB	Brick Brewing Co. Ltd.	I	31212	11.2
BRK	Brick Group Income Fund (The)	I	523991	93.1
BWC	Bridgewater Systems Corporation	I	541512	57.4
AOG	Brompton Advantaged Oil & Gas Income Fund	I	523991	42.1
AV	Brompton Advantaged VIP Income Fund	I	526911	128.3
OGF	Brompton Oil & Gas Income Fund	I	523991	73.0
BE	Brompton Equity Split Corp.	I	526911	33.7
LCS	Brompton Lifeco Split Corp.	I	526912	30.0
SBC	Brompton Split Banc Corp.	I	526911	84.5
VIP	Brompton VIP Income Fund	I	526917	312.6
BCF	Bronco Energy Ltd. J	O	211111	48.5
BAM	Brookfield Asset Management Inc.	I	551112	11,676.9
BRN	Brookfield Investments Corporation	I	52399	143.8
BPO	Brookfield Properties Corporation	I	531312	4,213.4
BRE	Brookfield Real Estate Services Fund	I	52593	77.0
BUC	Bucking Horse Energy Inc.	O	211111	115.0
BUI	Buhler Industries Inc.	I	333111	158.5
BRT	Burntsand Inc.	I	541511	4.7
BDB	Business Development Bank of Canada	I	52211	14.6
RF	C.A. Bancorp Canadian Realty Finance Corp	I	52593	49.6
BKP	C.A. Bancorp Inc. J	I	52311	17.8
CAE	CAE Inc.	I	33331	2,064.6
CDR	Caldera Resources Inc. J	M	212392	0.8
CWL	Caldwell Partners International Inc. (The)	I	56131	8.5
CAL	Caledonia Mining Corporation	M	212299	32.5
CFW	Calfrac Well Services Ltd.	M	212291	329.2
CTY	Calian Technologies Ltd.	I	54133	87.1
GNE	Call Genie Inc.	I	33429	5.3
CWT	Calloway Real Estate Investment Trust	I	52593	1,037.2
CVI	Calvalley Petroleum Inc. J	O	211111	135.4
CCO	Cameco Corporation	I	212291	7,697.7
CCI	Canaccord Capital Inc.	I	52311	220.5
CBY	Canada Bread Company Limited	I	311812	1,200.9
CL	Canada Life Financial Corporation	I	52411	127.1
CAR	Canadian Apartment Properties Real Estate	I	52593	1,056.7
CEU	Canadian Energy Services L.P.	I	213112	63.1
CFS	CANADIAN Financials & Utilities Split Corp.	I	526911	16.9
CGI	Canadian General Investments Ltd.	I	526911	311.5
CGH	Canadian Gold Hunter Corp.	M	212221	15.1
CHL	Canadian Helicopters Income Fund	I	526911	88.6
KHD	Canadian Hydro Developers, Inc.	I	221111	428.0
CM	Canadian Imperial Bank of Commerce	I	52211	21,977.5
CAI	Canadian Income Management Inc.	I	526917	19.7
CNM	Canadian Income Management Trust	I	523991	0.5
LFE	Canadian Life Companies Split Corp.	I	526914	117.3
CNR	Canadian National Railway Company	I	485112	20,961.6
CNQ	Canadian Natural Resources Limited	O	211111	26,370.4
COS	Canadian Oil Sands Trust	O	523991	10,160.5
CP	Canadian Pacific Railway Limited	I	48211	6,303.8
REF	Canadian Real Estate Investment Trust	I	52593	1,378.6
RTU	Canadian Resources Income Trust	I	526911	29.0
CZZ	Canadian Royalties Inc.	M	212299	58.1
XSR	Canadian Satellite Radio Holdings Inc. J	I	51741	13.6
SNG	Canadian Superior Energy Inc. J	O	211111	202.1

## Chapter 6

Symbol	Company Name	Category	NAICS	Market Cap \$M
CTC	Canadian Tire Corporation Ltd.	I	44131	3,548.0
CU	Canadian Utilities Limited	I	22121	5,320.0
CWB	Canadian Western Bank	I	52211	785.7
CDW	Canadian Wireless Trust	I	523991	38.3
CWF	Canadian World Fund Limited	I	526917	16.4
CZN	Canadian Zinc Corporation J	M	21223	21.6
CAM	Canam Manac Group Inc.	I	33121	307.0
CCM	Canarc Resource Corp. J	M	212221	4.0
KCR	Cancor Mines Inc. J	M	212299	1.2
CAX	Candax Energy Inc.	O	211111	22.9
DNT	Candente Resource Corp.	M	212234	12.9
CUS	Canexus Income Fund	I	551112	104.2
CFP	Canfor Corporation	I	321219	1,083.7
CFX	Canfor Pulp Income Fund	I	32211	111.1
CNJ	Cangene Corporation	I	325414	411.0
ICE	Canlan Ice Sports Corp.	I	71394	13.3
CWX	CanWel Building Materials Income Fund	I	44419	50.3
CGS	CanWest Global Communications Corp.	I	51521	78.6
FRC	Canyon Services Group Inc.	I	213112	16.8
CGQ	Capital Gains Income STREAMS Corporation	I	526917	40.6
CGC	Capital Gold Corporation	M	212221	90.8
CS	Capstone Mining Corp.	M	212299	193.5
CDU	Cardero Resource Corp.	M	21239	80.5
COM	Cardiome Pharma Corp.	I	325412	356.4
CFN	Carfinco Income Fund	I	523991	7.5
CJT	Cargojet Income Fund	I	523991	33.7
CUP	Caribbean Utilities Company, Ltd.	I	221122	191.0
CGJ	Carlisle Goldfields Limited	M	212299	0.9
CMH	Carmanah Technologies Corporation	I	335129	20.8
CPN	Carpathian Gold Inc. J	M	212221	29.0
CAS	Cascades Inc.	I	322299	339.1
CSF	Cash Store Financial Services Inc. (The)	I	532299	104.3
CEK	Caspian Energy Inc. J	M	212299	3.7
CTL	Catalyst Paper Corporation	I	322122	114.5
CET	Cathedral Energy Services Income Trust	I	523991	208.5
CAZ	Caza Oil & Gas, Inc. J	O	221112	6.0
CCL	CCL Industries Inc.	I	56191	811.6
CRL	CCR Technologies Ltd. J	I	213112	3.1
CFT	CE Franklin Ltd.	I	213112	58.1
CLS	Celestica Inc.	I	335999	1,127.6
CLT	Celtic Exploration Ltd.	I	211111	520.9
CEE	Centamin Egypt Limited	M	212221	653.8
CCT	Centenario Copper Corporation J	M	212234	36.4
CVP	Centerplate, Inc.	I	72231	117.3
CG	Centerra Gold Inc.	M	212221	960.5
CEF	Central Fund of Canada Limited	I	52599	2,081.2
GTU	Central Gold-Trust	I	523991	202.0
CSM	Central Sun Mining Inc. J	M	212221	17.8
CRP	Ceres Global Ag Corp.	I	523991	46.5
CIC	Certicom Corp.	I	541512	80.0
CGA	CGA Mining Limited J	M	212221	285.3
GIB	CGI Group Inc.	I	541512	2,631.6
CHD	Chariot Resources Limited J	M	212299	32.8
PFD	Charterhouse Preferred Share Index Corp.	I	526911	19.3
CSH	Chartwell Seniors Housing Real Estate Inv	I	52593	695.2
CWH	Chartwell Technology Inc. J	I	541512	31.4
CTU	Chateau Inc. (Le)	I	44812	147.8
CTI	Chemokine Therapeutics Corp. J	I	32541	2.7
CHE	Chemtrade Logistics Income Fund	I	523991	280.1
CHW	Chesswood Income Fund	I	523991	10.6
CZL	China Zirconium Limited	I	325181	17.9
CUQ	Churchill Corporation (The)	I	23622	129.3
CIX	CI Financial Income Fund	I	52392	2,030.7
CIP	CI Master Limited Partnership	I	52599	1.0

Chapter 6

Symbol	Company Name	Category	NAICS	Market Cap \$M
ELC	CIC Energy Corp. J	M	324199	98.2
CNH	Cinch Energy Corp. J	O	211111	30.6
CGX	Cineplex Galaxy Income Fund	I	523991	691.5
CRW	Cinram International Income Fund	I	334612	83.9
DND	Cipher Pharmaceuticals Inc. J	I	32541	9.6
CTO	Circa Enterprises Inc. J	I	33429	83.9
CTD	Citadel Diversified Investment Trust	I	526917	148.6
CHF	Citadel HYTES Fund	I	526917	60.7
CPF	Citadel Premium Income Fund	I	526919	163.4
SDL	Citadel S-1 Income Fund Trust	I	526917	28.0
CRT	Citadel SMaRT Fund Trust	I	526917	41.1
CSR	Citadel Stable S-1 Income Fund	I	526917	100.1
CXC	CIX Split Corp.	I	523999	20.9
CVG	Clairvest Group Inc.	I	52311	207.3
DIF	Clarrington Diversified Income + Growth Fund	I	526917	14.0
CKI	Clarke Inc.	I	48412	171.4
CRJ	Claude Resources Inc.	M	212221	58.3
CLF	Claymore 1-5 Yr Laddered Gov Bond ETF	I	526915	77.4
CBQ	Claymore BRIC ETF	I	526911	96.0
FIE	Claymore Canadian Financial Monthly Income ETF	I	526911	103.9
CRQ	Claymore Canadian Fundamental Index ETF	I	526911	41.8
CDZ	Claymore CDN Dividend & Income Achievers ETF	I	526911	31.1
CEW	Claymore Equal Weight Banc & Lifeco	I	526912	37.7
COW	Claymore Global Agriculture ETF	I	526912	202.1
CBN	Claymore Balanced Growth CorePortfolio ETF	I	526917	4.4
CBD	Claymore Balanced Income CorePortfolio ETF	I	526917	4.6
CIF	Claymore Global Infrastructure ETF	I	526912	13.8
CYH	Claymore Global Monthly Adv Dividend ETF	I	526911	10.3
CGR	Claymore Global Real Estate ETF	I	526912	23.3
CIE	Claymore International Fund Index ETF	I	526912	47.0
CJP	Claymore Japan Fundamental Index ETF	I	526912	14.6
GAS	Claymore Natural Gas Commodity ETF	I	526911	13.0
CLO	Claymore Oil Sands Sector ETF	I	526911	16.6
CMR	Claymore Premium Money Market ETF	I	526917	35.0
CWW	Claymore S&P Global Water ETF	I	526917	44.3
CPD	Claymore S&P/TSX CDN Preferred ETF	I	526911	69.3
CMW	Claymore S&P/TSX Global Mining ETF	I	526917	25.3
CLU	Claymore US Fundamental Index ETF C\$ Hedged	I	526912	29.7
CLR	Clearwater Seafoods Income Fund	I	526919	60.2
CMK	Cline Mining Corporation J	M	212399	22.0
LNK	ClubLink Corporation	I	71391	95.5
CLC	CML Healthcare Inc.	I	62151	1,151.3
CMP	CMP Gold Trust	I	523991	23.3
CCJ	Coalcorp Mining Inc.	M	324199	85.4
CWA	Coast Wholesale Appliances Income Fund	I	523991	20.9
COA	Coastal Contacts Inc.	I	333314	41.4
CDM	Coeur D'Alene Mines Corporation	M	21222	606.5
CCA	Cogeco Cable Inc.	I	51751	1,133.3
CGO	Cogeco Inc.	I	51521	370.9
CLB	Colabor Income Fund	I	523991	166.2
GOL	Colombia Goldfields Ltd. J	M	212221	2.1
CSI	Colossus Minerals Inc. J	M	212299	36.3
CDV	COM DEV International Ltd.	I	51721	215.0
CMF	Comaplex Minerals Corp.	M	212399	162.9
CUF	Cominar Real Estate Investment Trust	I	52593	898.1
XCM	Commerce Split Corp.	I	52599	63.5
CSA	Commercial Solutions Inc.	I	81131	5.8
CMZ	COMPASS Income Fund	I	526917	140.8
CMT	Compton Petroleum Corporation	O	211111	119.4
CMG	Computer Modelling Group Ltd. J	I	541512	98.7
CJB	ConjuChem Biotechnologies Inc.	I	54199	17.5
CLL	Connacher Oil and Gas Limited	O	211111	201.3
CCQ	Connor, Clark & Lunn Conservative Income	I	523991	41.5
CCK	Connor, Clark & Lunn Conservative Income II	I	523991	15.3

Chapter 6

Symbol	Company Name	Category	NAICS	Market Cap \$M
GFT	Connor, Clark & Lunn Global Financials II	I	526917	55.5
CCP	Connor, Clark & Lunn PRINTS Trust	I	526917	12.0
RRB	Connor, Clark & Lunn Real Return Income	I	526917	36.0
RPQ	Connor, Clark & Lunn ROC Pref Corp.	I	526911	7.0
CXA	Consolidated HCI Holdings Corporation	I	23622	28.8
CMC	Consolidated Mercantile Incorporated	I	551112	6.3
CLM	Consolidated Thompson Iron Mines Ltd. J	M	21221	112.0
CSU	Constellation Software Inc.	I	541512	435.3
CWI	Consumers' Waterheater Income Fund (The)	I	526919	465.5
CZQ	Continental Precious Minerals Inc. J	M	212291	22.2
CSS	Contrans Income Fund	I	484121	135.9
CNV	Convertible & Yield Advantage Trust	I	523991	26.5
COB	CoolBrands International Inc.	I	311412	25.2
CCS	Co-Operators General Insurance Company	I	524114	47.0
CBB	Copernican British Banks Fund	I	523991	19.8
CIR	Copernican International Financial Split Corp.	I	523991	29.3
CPM	Copernican International Premium Dividend Fund	I	526916	18.7
CBK	Copernican World Banks Income & Growth Trust	I	523991	6.5
CBW	Copernican World Banks Split Inc.	I	526917	18.8
CIW	Copernican World Financial Infrastructure Inc.	I	523991	8.2
CUX	Copper Mesa Mining Corporation J	M	212234	3.1
CUM	Copper Mountain Mining Corporation J	M	212299	17.7
CDL	Corby Distilleries Limited	I	31214	430.6
CDD	Core Canadian Dividend Trust	I	526911	22.3
CRE	Corel Corporation J	I	51121	64.6
CYY	Coretec Inc.	I	334412	2.4
COP	Coro Mining Corp. J	M	212299	4.2
CRG	Corona Gold Corporation	M	212399	6.4
CDH	Corridor Resources Inc.	O	211111	194.5
CTQ	Corriente Resources Inc.	M	212221	292.9
CJR	Corus Entertainment Inc.	I	51512	1,069.9
KOS	Cossette Communication Group Inc.	I	54189	41.6
BCB	Cott Corporation	I	312111	110.7
CXS	Counsel Corporation	I	55111	20.4
COF	Coventree Inc.	I	52311	50.1
COX	Coxe Commodity Strategy Fund	I	526911	194.8
HCH	CP HOLDERS	I	551112	97.4
CWG	Craig Wireless Systems Ltd. J	I	51721	4.9
CRA	Crescent Gold Limited J	M	212221	47.3
CPG	Crescent Point Energy Trust	O	211111	3,017.1
CR	Crew Energy Inc.	O	211111	376.7
CRU	Crew Gold Corporation J	M	21223	43.8
CTA	Crocotta Energy Inc.	O	211111	39.6
CRR	Crombie Real Estate Investment Trust	I	52593	237.5
CRN	Cross Lake Minerals Ltd.	M	212299	0.7
CXX	Crosshair Exploration & Mining Corp. J	M	212299	18.0
CML	Crowflight Minerals Inc. J	M	212299	54.3
MYT	Crown Hill Fund	I	523991	4.5
CXY	CryptoLogic Exchange Corp.	I	541512	3.0
CRY	CryptoLogic Limited	I	541512	35.9
KRY	Crystallex International Corporation	M	212221	56.0
CIU	CU Inc.	I	551112	67.2
CVQ	CV Technologies Inc.	I	33911	26.4
CVT	CVTech Group Inc. J	I	33639	53.7
CX	CYBERplex Inc. J	I	541511	18.2
CYM	Cymat Technologies Ltd. J	I	325188	4.7
CYB	Cymbria Corporation	I	523991	148.2
DSA	DALSA Corporation	I	33461	129.4
DL	Danier Leather Inc.	I	315292	11.4
DGI	Data Group Income Fund (The)	I	523991	124.5
DAV	Davie Yards Inc. J	I	21223	20.6
DHF	Davis + Henderson Income Fund	I	523991	737.9
DFE	Day4 Energy Inc. J	I	221119	31.9
DAY	Daylight Resources Trust	O	211111	827.9

Chapter 6

Symbol	Company Name	Category	NAICS	Market Cap \$M
HYB	DDJ High Yield Fund	I	526917	20.1
DD	DDS Wireless International Inc. J	I	541511	9.5
DKI	Deans Knight Income and Growth Fund	I	526917	18.6
DWL	Deepwell Energy Services Trust	I	523991	6.8
DEJ	Dejour Enterprises Ltd. J	O	211111	29.8
DEE	Delphi Energy Corporation	O	211111	78.3
DUR	Delta Uranium Inc. J	M	212291	2.3
DML	Denison Mines Corp.	M	212299	277.4
DSG	Descartes Systems Group Inc. (The)	I	541512	188.7
DSC	Destiny Resource Services Corp.	O	213112	10.7
DGC	Detour Gold Corporation J	M	212299	380.4
DHX	DHX Media Ltd.	I	51512	20.3
CUR	DiagnoCure Inc. J	I	54171	31.7
DFI	Diamond Fields International Ltd. J	M	212392	1.6
DZR	Diaz Resources Ltd.	O	211111	4.4
DIO	Dioro Exploration NL	M	212221	13.7
DCI	DirectCash Income Fund	I	523991	58.8
DA	Discovery Air Inc. J	I	551112	41.3
GD	Distinction Group Inc. J	I	56172	47.2
DPS	Diversified Preferred Share Trust	I	526911	144.4
PEQ	Diversified Private Equity Corp.	I	523991	2.9
DGD	diversiGlobal Dividend Value Fund	I	526916	20.3
DTN	diversiTrust Energy Income Fund	I	523991	12.4
DTP	diversiTrust Income + Fund	I	523991	33.5
DTF	diversiTrust Income Fund	I	526911	23.6
DTS	diversiTrust Stable Income Fund	I	526917	34.9
DYI	diversiYield Income Fund	I	523991	35.9
DVT	Divestco Inc.	I	213112	17.1
DFN	Dividend 15 Split Corp.	I	526911	153.7
DF	Dividend 15 Split Corp. II	I	526911	67.2
DGS	Dividend Growth Split Corp.	I	526911	16.8
DOM	Dominion Citrus Income Fund	I	523991	2.4
DMN	Dominion Citrus Limited	I	42448	0.5
UFX	Domtar (Canada) Paper Inc.	I	322222	146.3
UFS	Domtar Corporation	I	322222	1,023.5
DII	Dorel Industries Inc.	I	33712	935.2
DVI	Dover Industries Limited	I	311211	127.6
DPF	DPF India Opportunities Fund	I	526912	71.5
DDD	Dragon Pharmaceutical, Inc.	I	32541	49.6
DWI	DragonWave Inc. J	I	33422	27.4
DPI	Drive Products Income Fund	I	523991	8.6
DM	Duluth Metals Limited	M	212234	24.5
DC	Dundee Corporation	I	551112	509.4
DPM	Dundee Precious Metals Inc.	I	523991	145.3
D	Dundee Real Estate Investment Trust	I	52593	302.5
DW	DundeeWealth Inc.	I	523991	777.2
DNG	Dynacor Gold Mines Inc. J	M	212221	3.4
DMM	Dynasty Metals & Mining Inc.	M	212299	95.4
DNK	Dynetek Industries Ltd.	I	336312	3.0
EF	EarthFirst Canada Inc. J	I	221119	1.5
ELR	Eastern Platinum Limited J	M	212299	228.0
ER	Eastmain Resources Inc. J	M	212221	92.6
EH	easyhome Ltd.	I	53231	99.8
EVT	Economic Investment Trust Limited	I	526917	269.9
ECU	ECU Silver Mining Inc.	M	212222	218.3
EFH	EGI Financial Holdings Inc.	I	551112	78.8
ELF	E-L Financial Corporation Ltd.	I	524292	1,920.3
ELD	Eldorado Gold Corporation	M	212221	3,541.8
EFL	Electrovaya Inc.	I	335912	17.4
EBR	Ember Resources Inc.	O	212111	32.4
EMA	Emera Incorporated	I	551112	2,484.0
EMP	Empire Company Ltd.	I	551112	1,539.5
ENB	Enbridge Inc.	I	48611	15,056.0
ENF	Enbridge Income Fund	I	523991	208.7

Chapter 6

Symbol	Company Name	Category	NAICS	Market Cap \$M
ECA	EnCana Corporation	O	211111	42,712.1
EDV	Endeavour Financial Corporation	M	52311	56.0
EDR	Endeavour Silver Corp. J	M	21222	60.9
ECH	Enerchem International Inc.	I	325998	13.1
EFX	Enerflex Systems Income Fund	I	333132	460.3
ENM	Energem Resources Inc. J	M	212392	14.0
EFR	Energy Fuels Inc. J	M	212291	11.8
EPF	Energy Plus Income Trust	I	526917	38.4
SIF	Energy Savings Income Fund	I	523991	929.8
EN	Energy Split Corp. II Inc.	I	526911	23.0
ES	Energy Split Corp. Inc.	I	526915	41.2
ERF	Enerplus Resources Fund	O	523991	3,890.4
EIT	EnerVest Diversified Income Trust	I	523991	840.8
EOS	Enervest Energy & Oil Sands Total Return Trust	I	523991	15.3
ESL	Enghouse Systems Limited	I	541512	113.9
EG	EnGlobe Corp. J	I	54162	3.0
ESI	Ensign Energy Services Inc.	I	213112	2,024.3
E	Enterprise Oilfield Group Inc.	I	213112	5.9
ENT	Enterra Energy Trust	O	211111	113.5
ETG	Entre Gold Inc. J	M	212299	100.2
ECG	Envoy Capital Group Inc.	I	54184	14.2
EPP	EPCOR Power Equity Ltd.	I	551112	72.2
EP	EPCOR Power L.P.	I	523991	955.1
EPS	Epsilon Energy Ltd. J	O	211111	40.3
EQW	Equal Weight Plus Fund	I	526911	5.0
EQN	Equinox Minerals Limited J	M	212299	806.4
ETC	Equitable Group Inc.	I	551112	174.9
ERD	Erdene Resource Development Corp J	M	212299	17.0
ESY	ESI Entertainment Systems Inc. J	I	71329	0.6
ESP	Espial Group Inc. J	I	541512	4.9
ESN	Essential Energy Services Trust	I	523991	66.8
EET	Etruscan Resources Incorporated J	M	212221	69.1
EUR	Euro Resources S.A. J	M	212221	121.2
EGU	European Goldfields Limited J	M	212221	581.2
EPD	European Premium Dividend Fund	I	523991	10.4
EIS	Eveready Income Fund	I	523991	129.9
ET	Evertz Technologies Limited	I	33431	993.5
EE	Exall Energy Corporation J	O	211111	17.2
EXI	Excel India Trust	I	523991	19.4
EXN	Excellon Resources Inc. J	M	21223	27.9
EIF	Exchange Industrial Income Fund	I	523991	52.9
XTC	EXCO Technologies Ltd.	I	333515	46.0
EXF	EXFO Electro-Optical Engineering Inc.	I	33429	89.2
EXE	Extencicare Real Estate Investment Trust	I	52593	551.0
EXT	Extract Resources Ltd. J	O	212291	234.0
FEL	Fairborne Energy Limited	O	211111	583.1
FGX	Faircourt Gold Income Corp.	I	526911	16.7
FIG	Faircourt Income & Growth Split	I	523991	74.1
FCS	Faircourt Split Trust	I	523991	15.2
FFH	Fairfax Financial Holdings Limited	I	551112	6,571.6
FDT	Fairway Diversified Income and Growth Trust	I	523991	39.2
FEC	Fairwest Energy Corporation J	M	212221	6.6
FWM	Far West Mining Limited J	M	212299	31.1
FAN	Farallon Resources Ltd. J	M	212299	53.7
FZP	Fidelity Partnership 1996	I	523991	2.4
HIT	Fierra High Income Trust	I	523991	9.1
FTN	Financial 15 Split Corp.	I	526917	34.4
FFN	Financial 15 Split Corp. II	I	523991	15.9
FPR	Financial Preferred Securities Corporation	I	526912	13.7
STR	Financial Services Income STREAMS Corp.	I	526911	40.5
FTT	Finning International Inc.	I	53241	2,428.5
FTG	Firan Technology Group Corporation	I	334412	5.3
FC	Firm Capital Mortgage Investment Trust	I	52231	145.4
CBU	First Asset CanBanc Split Corp.	I	523991	29.2
DCD	First Asset Diversified Convertible Debt Fund	I	526917	54.4

Chapter 6

Symbol	Company Name	Category	NAICS	Market Cap \$M
TRF	First Asset Energy & Resource Fund	I	526911	21.8
FAI	First Asset Global Infrastructure Fund	I	526917	14.9
IGF	First Asset Income & Growth Fund	I	523991	7.9
EWP	First Asset Pipes & Power Income Fund	I	523991	46.0
PGT	First Asset PowerGen Fund	I	526917	39.4
RIT	First Asset REIT Income Fund	I	52593	72.7
FAY	First Asset Yield Opportunity Trust	I	523991	66.8
BDA	First Asset/Blackrock North American Dividend Achievers Trust	I	526917	23.3
FCR	First Capital Realty Inc.	I	53112	1,895.9
FR	First Majestic Silver Corp.	M	212222	160.2
FMA	First Metals Inc. J	M	212299	1.1
FNA	First National Alarmcap Income Fund	I	561621	10.5
FN	First National Financial Income Fund	I	526913	133.0
FNI	First Nickel Inc. J	M	212399	7.8
FPI	First Premium Income Trust	I	526911	25.9
FM	First Quantum Minerals Ltd. J	M	21222	1,210.7
FHT	First Trust/Highland Capital Floating Rate	I	526917	35.1
FHM	First Trust/Highland Capital Floating Rate II	I	526917	17.1
FIU	First Uranium Corporation J	M	212291	299.9
FGD	Firstgold Corp. J	M	212399	32.7
FSV	FirstService Corporation	I	531311	529.1
FFI	Flaherty & Crumrine Investment Grade Fixed Income Fund	I	523991	23.2
FAC	Flaherty & Crumrine Investment Grade Pref. Fund	I	523991	17.6
FL	Fletcher Nickel Inc. J	M	212234	1.6
FES	Flint Energy Services Ltd.	I	213112	325.5
FNX	FNX Mining Company Inc.	M	212299	258.0
FIF	Focused 40 Income Fund	I	523991	8.3
FTF	Focused Global Trends Fund	I	526917	21.2
FAR	Foraco International SA	I	213111	29.9
FRB	Forbes Energy Services Ltd.	I	333132	50.2
FMI	Forbes Medi-Tech Inc.	I	325412	1.1
FMO	Foremost Income Fund	I	333131	113.3
FCO	Formation Capital Corporation	M	212299	29.6
FSY	Forsys Metals Corp. J	M	212291	453.8
FCE	Fort Chicago Energy Partners L.P.	I	523999	992.5
FCL	Fort Chicago Power Ltd.	I	526911	19.5
FTS	Fortis Inc.	I	551112	4,763.8
FEI	Fortress Energy Inc. J	I	54171	6.7
FTP	Fortress Paper Ltd.	I	322222	59.0
FT	Fortune Minerals Limited J	M	212299	22.8
FGL	Forzani Group Ltd. (The)	I	45111	218.8
FP	FP Newspapers Income Fund	I	523991	38.0
FXI	Fralex Therapeutics Inc. J	I	54171	0.8
FNV	Franco-Nevada Corporation	M	523991	2,134.4
FRA	Franconia Minerals Corporation J	M	21223	10.0
FOR	Franc-Or Resources Corp. J	M	212299	1.9
FPS	Fraser Papers Inc.	I	321113	16.6
ITF	Freegold Ventures Limited	M	212399	13.5
FRU	Freehold Royalty Trust	O	523991	518.4
FPF	Front Street Resource Performance Fund II	I	526917	44.4
FRE	Front Street Resource Performance Fund Ltd.	I	523991	38.7
FRG	Fronteer Development Group Inc. J	M	212299	198.8
FCC	Frontera Copper Corporation	M	212234	64.2
FNS	Fusion Resources Limited J	M	212291	18.1
FMD	Futuremed Healthcare Income Fund	I	33911	110.4
GBU	Gabriel Resources Ltd. J	M	21222	388.3
GO	Galleon Energy Inc.	O	211111	374.6
GH	Gamehost Income Fund Trust	I	71329	87.8
GAM	Gammon Gold Inc. J	M	212221	809.1
GW	Garda World Security Corporation J	I	561621	48.2
GAR	Garneau Inc.	I	332996	1.8
YGA	Gastar Exploration Ltd.	O	22121	79.8

Chapter 6

Symbol	Company Name	Category	NAICS	Market Cap \$M
GZM	Gaz Metro Limited Partnership	I	22121	1,583.9
GGC	Genco Resources Ltd. J	M	21222	19.9
GDS	Gendis Inc.	I	551112	9.6
GEN	GeneNews Limited J	I	54171	8.4
GDI	General Donlee Income Fund	I	523991	63.3
GMO	General Moly, Inc.	M	21229	92.7
GDC	Genesis Land Development Corp.	I	23721	53.5
GWI	Genesis Worldwide Inc. J	I	54133	8.7
GNV	GENIVAR Income Fund	I	523991	360.2
GND	Gennum Corporation	I	334412	131.1
GIX	Geologix Explorations Inc. J	M	212221	11.8
GEP	GeoPetro Resources Company J	O	211111	16.4
GMC	Geovic Mining Corp. J	M	212234	51.5
GNA	Gerdau AmeriSteel Corporation	I	331111	3,256.2
GIL	Gildan Activewear Inc.	I	33992	1,710.5
GIT	Gitennes Exploration Inc. J	M	21222	2.4
GVC	Glacier Media Inc. J	I	51119	200.1
GIN	Glendale International Corp.	I	523991	2.6
GLN	Glentel Inc.	I	51741	80.8
GLG	GLG Life Tech Corporation J	I	31119	134.8
GFV	Global 45 Split Corp.	I	526919	14.8
AGB	Global Agribusiness Trust	I	523991	14.7
GLA	Global Alumina Corporation	M	33141	89.5
GBP	Global Banks Premium Income Trust	I	526917	10.0
GPA	Global Credit Pref Corp.	I	523999	2.3
DST	Global DiSCS Trust 2004-1	I	523991	8.8
DG	Global Diversified Investment Grade Income Trust	I	526917	14.3
GII	Global Diversified Investment Grade Income Trust II	I	523991	11.3
GDP	Global Dividend Fund	I	526916	12.9
GIP	Global Plus Income Trust	I	526912	5.1
GBI	Global Railway Industries Ltd.	I	54161	11.4
GSX	Global Resource Split Corp.	I	526914	16.7
LPV	Global Strategy Master LP	I	523991	2.7
GUR	Global Uranium Fund Inc.	I	526917	10.4
GBA	GlobalBanc Advantaged 8 Split Corp.	I	526914	9.1
GMI	GlobeStar Mining Corp. J	M	212399	42.1
GMX	Globex Mining Enterprises Inc. J	M	212399	17.8
GRS	GLR Resources Inc. J	M	212399	1.6
GS	Gluskin Sheff + Associates Inc.	I	523999	72.7
GLV	GLV Inc.	I	23829	204.3
GMP	GMP Capital Trust	I	551112	237.3
GRZ	Gold Reserve Inc. J	M	212221	66.6
G	Goldcorp Inc.	I	212221	28,003.0
GL	Golden Peaks Resources Ltd. J	M	212299	15.7
GP	Golden Predator Mines Inc. J	M	212299	14.5
GQM	Golden Queen Mining Co. Ltd. J	M	212221	33.4
GSC	Golden Star Resources Ltd.	M	212221	292.6
GXP	Goldstake Explorations Inc. J	M	212299	2.5
GDL	Goodfellow Inc.	I	32121	63.5
GSB	Government Strip Bond Trust	I	526911	86.8
GTE	Gran Tierra Energy Inc. J	O	211111	521.1
GTX	Gran Tierra Exchangeco Inc. J	O	211111	220.4
GCE	Grande Cache Coal Corporation J	I	324199	82.6
GVX	Grandview Gold Inc. J	M	212221	2.2
GBG	Great Basin Gold Ltd. J	M	212221	337.8
GC	Great Canadian Gaming Corp.	I	71321	296.3
GLH	Great Lakes Hydro Income Fund	I	523991	769.5
GPR	Great Panther Resources Limited J	M	212299	22.9
GPX	Great Plains Exploration Inc. J	O	211111	25.6
GWL	Great-West Life Assurance Company (The)	I	524114	141.3
GWO	Great-West Lifeco Inc.	I	551112	20,284.0
GHC	Grey Horse Corporation J	I	551112	35.0
GWE	Grey Wolf Exploration Inc.	O	211111	19.9
GSL	Greystar Resources Ltd. J	M	212299	88.0
AER	Groupe Aeroplan Inc.	I	541613	1,735.7

Chapter 6

Symbol	Company Name	Category	NAICS	Market Cap \$M
GBV	Groupe Bikini Village Inc.	I	44814	6.0
GGN	Gryphon Gold Corporation J	M	212221	9.3
GCG	Guardian Capital Group Ltd.	I	52399	168.8
GTK	Guest-Tek Interactive Entertainment Ltd.	I	51811	3.5
GUY	Guyana Goldfields Inc. J	M	212299	97.1
GCT	GVIC Communications Corp.	I	51919	150.2
HR	H & R Real Estate Investment Trust	I	52593	1,188.6
PAP	H. Paulin & Co. Ltd.	I	33251	16.5
HAE	Haemacure Corporation J	I	32541	21.7
HMM	Hammond Manufacturing Company Ltd.	I	335311	11.1
HPS	Hammond Power Solutions Inc.	I	335311	65.3
HF	Hanfeng Evergreen Inc.	I	111422	345.9
HE	Hanwei Energy Services Inc.	I	48611	55.1
HNC	Hard Creek Nickel Corporation J	M	212299	6.3
HWD	Hardwoods Distribution Income Fund	I	523991	13.7
HAR	Harmony Asset Limited J	I	526912	21.5
HW	Harry Winston Diamond Corporation	M	212392	344.9
HIS	Hart Stores Inc.	I	45299	15.7
HCI	Hartco Income Fund	I	541513	30.0
HTE	Harvest Energy Trust	O	523991	2,059.0
HUX	HEARx Canada Inc.	I	621399	6.3
HBP	Helix Biopharma Corp.	I	325412	101.0
HEM	Hemisphere GPS Inc.	I	51721	78.1
HOC	Heritage Oil Corporation J	O	211111	16.2
HRX	Heroux-Devtek Inc.	I	336413	88.4
HWO	High Arctic Energy Services Inc.	I	523991	6.4
HDG	High Desert Gold Corporation J	M	21222	10.1
HPF	High Income Preferred Shares Corporation	I	526911	13.1
HLF	High Liner Foods Incorporated	I	311712	119.5
HRG	High River Gold Mines Ltd.	M	212221	85.6
HYM	High Yield & Mortgage Plus Trust	I	526911	48.2
HPX	Highpine Oil & Gas Limited	O	211111	350.8
HLB	Hillsborough Resources Ltd.	M	212111	21.5
HLR	Holloway Lodging Real Estate Investment Trust J	I	52593	71.8
HII	Homburg Invest Inc.	I	52593	234.5
HCG	Home Capital Group Inc.	I	551111	682.2
HEQ	Home Equity Income Trust	I	52593	50.2
HEG	Homeland Energy Group Ltd.	M	212111	9.8
HNL	Horizon North Logistics Inc. J	I	213111	96.0
HBU	Horizons BetaPro COMEX Gold Bullion Bull Plus ETF	I	526912	116.3
HBD	Horizons BetaPro COMEX Gold Bear Plus ETF	I	526912	3.4
HAU	Horizons BetaPro DJ-AIGSM Agricultural Grains Bull Plus ETF	I	526911	10.6
HAD	Horizons BetaPro DJ-AIGSM Agricultural Grains Bear Plus ETF	I	526911	6.4
HJD	Horizons BetaPro MSCI Emerging Markets Bear Plus ETF	I	526912	14.9
HJU	Horizons BetaPro MSCI Emerging Markets Bull Plus ETf	I	526912	19.0
HQD	Horizons BetaPro NASDAQ-100 Bear ETF	I	526912	22.2
HQU	Horizons BetaPro NASDAQ-100 Bull ETF	I	526912	9.1
HOD	Horizons BetaPro NYMEX Crude Oil Bear ETF	I	526912	147.4
HOU	Horizons BetaPro NYMEX Crude Oil Bull ETF	I	526912	7.0
HNU	Horizons BetaPro NYMEX Natural Gas Bull ETF	I	526912	85.8
HND	Horizons BetaPro NYMEX Natural Gas Bear ETF	I	526912	8.9
HSD	Horizons BetaPro S&P 500 Bear Plus ETF	I	526912	32.6
HSU	Horizons BetaPro S&P 500 Bull Plus ETF	I	526912	52.5
HXD	Horizons BetaPro S&P/TSX 60 Bear Plus ETF	I	526911	96.6
HXU	Horizons BetaPro S&P/TSX 60 Bull Plus ETF	I	526911	234.2
HED	Horizons BetaPro S&P/TSX Capped Energy Bear Plus ETF	I	526911	23.7
HEU	Horizons BetaPro S&P/TSX Capped Energy Bull Plus ETF	I	526911	89.7
HFD	Horizons BetaPro S&P/TSX			

Chapter 6

Symbol	Company Name	Category	NAICS	Market Cap \$M
	Capped Financial Bear Plus ETF	I	526911	41.8
HFU	Horizons BetaPro S&P/TSX			
	Capped Financial Bull Plus ETF	I	526911	51.9
HGD	Horizons BetaPro S&P/TSX Global Gold Bear Plus ETF	I	526912	1.4
HGU	Horizons BetaPro S&P/TSX Global Gold Bull Plus ETF	I	526912	566.9
HMU	Horizons BetaPro S&P/TSX Global Mining Bull Plus ETF	I	526912	18.4
HMD	Horizons BetaPro S&P/TSX			
	Global Mining Bear Plus ETF	I	526912	12.6
HTD	Horizons BetaPro U.S. 30-yr Bond Bear Plus ETF	I	526912	12.6
HTU	Horizons BetaPro U.S. 30-yr Bond Bull Plus ETF	I	526912	31.8
HDD	Horizons BetaPro U.S. Dollar Bear Plus ETF	I	526912	16.5
HDU	Horizons BetaPro U.S. Dollar Bull Plus ETF	I	526912	27.3
HDX	Hosted Data Transaction Solutions Inc.	I	52232	7.1
HSB	HSBC Bank Canada	I	52211	237.3
HBH	HSBC Canada Asset Trust	I	523991	207.0
HSL	HSE Integrated Ltd.	I	54162	10.1
HBM	HudBay Minerals Inc.	M	21223	468.2
HNT	Huntingdon Real Estate Investment Trust	I	52593	31.4
HSE	Husky Energy Inc.	O	211111	26,219.6
HYG	Hydrogenics Corporation	I	32512	46.2
HYD	Hyduke Energy Services Inc.	I	333132	4.8
IMG	Iamgold Corporation	M	212221	2,246.9
ACF	IAT Air Cargo Facilities Income Fund	I	523991	19.9
IBG	IBI Income Fund	I	523991	135.6
IGM	IGM Financial Inc.	I	523991	9,667.5
IDL	Imaging Dynamics Company Ltd. J	I	334510	3.5
IMX	Imax Corporation	I	51212	239.5
MPX	Impax Energy Services Income Trust	I	523991	1.0
III	Imperial Metals Corporation	M	212299	69.7
IMO	Imperial Oil Limited	O	454312	35,372.4
IM	IMRIS Inc. J	I	33451	41.0
IEP	Income & Equity Index Participation Fund	I	526911	66.5
INC	Income Financial Trust	I	526911	43.6
STQ	Income STREAMS III Corporation	I	526917	76.9
INI	Independent Nickel Corp. J	M	212299	2.4
IDX	INDEXPLUS Income Fund	I	523991	146.8
IDG	Indigo Books & Music Inc.	I	451211	296.8
IAG	Industrial-Alliance Insurance & Financial Services Inc.	I	524292	2,049.7
IIC	ING Canada Inc.	I	524126	3,790.2
IMN	Inmet Mining Corporation	I	212221	945.4
IEF	Innergex Power Income Fund	I	523991	270.5
INE	Innergex Renewable Energy Inc.	I	221111	94.8
INN	InnVest Real Estate Investment Trust	I	52593	389.3
INQ	INSCAPE Corporation	I	33721	19.5
ISN	Insignia Energy Ltd. J	O	211111	37.2
ISM	Inspiration Mining Corporation J	M	212239	38.7
IS	InStorage Real Estate Investment Trust	I	52593	90.8
IAM	Integrated Asset Management Corp.	I	523999	25.7
IPL	Inter Pipeline Fund	I	48611	1,569.5
ICI	Inter-Citic Minerals Inc. J	M	212299	36.3
IMP	Intermap Technologies Corp.	I	334511	88.2
IDC	International Datacasting Corporation J	I	51741	18.3
FIT	International Financial Income & Growth	I	523991	2.5
IFP	International Forest Products Ltd.	I	321113	78.4
IMZ	International Minerals Corporation J	M	21222	294.9
INV	International Nickel Ventures Corporation J	M	212234	8.6
IRD	International Road Dynamics Inc.	I	488999	7.0
IRC	International Royalty Corporation	M	21222	131.8
ISR	International Sovereign Energy Corp. J	O	211111	11.4
IOL	InterOil Corporation J	O	454312	602.1
IIP	InterRent Real Estate Investment Trust	I	52593	31.9
ITP	Intertape Polymer Group Inc.	I	326112	64.3
IAU	Intrepid Mines Limited J	M	21222	76.7
IXN	Intrepid Nustar Exchange Corp.	M	212299	1.5

Chapter 6

Symbol	Company Name	Category	NAICS	Market Cap \$M
ICS	Intrinsyc Software International, Inc. J	I	541512	11.4
BND	Investment Grade Trust	I	526911	49.0
IPI	IPL Inc.	I	326199	24.1
ISC	IROC Energy Services Corp.	I	532412	23.9
XAL	iShares Alternatives Completion Portfolio Builder Fund	I	526917	10.4
XDV	iShares CDN Dow Jones Cda Select Dividend Index Fund	I	526915	219.2
XCG	iShares CDN Dow Jones Cda Select Growth Index Fund	I	526911	27.4
XCV	iShares CDN Dow Jones Cda Select Value Index Fund	I	526911	13.8
XEN	iShares CDN Jantzi Social Index Fund	I	526912	16.0
XIN	iShares CDN MSCI EAFE 100% Hedged to Cdn\$ Index Fund	I	526914	628.4
XSU	iShares CDN Russell 2000 Index Canadian Dollar Hedged Fund	I	526911	10.2
XSP	iShares CDN S&P 500 Hedge to Cdn\$ Index Fund	I	526912	660.8
XIU	iShares CDN S&P/TSX 60 Index Fund	I	526911	7,386.5
XIC	iShares CDN S&P/TSX Capped Composite Index Fund	I	526911	461.5
XEG	iShares CDN S&P/TSX Capped Energy Index Fund	I	526911	461.0
XFN	iShares CDN S&P/TSX Capped Financials Index Fund	I	526911	537.3
XTR	iShares CDN S&P/TSX Income Trust Index Fund	I	526911	108.3
XIT	iShares CDN S&P/TSX Capped Information Technology Index Fund	I	526911	47.0
XMA	iShares CDN S&P/TSX Capped Materials Index Fund	I	526911	151.7
XRE	iShares CDN S&P/TSX Capped REIT Index Fund	I	52593	270.5
XMD	iShares CDN S&P/TSX Completion Index Fund	I	526911	95.9
XGD	iShares CDN S&P/TSX Global Gold Index Fund	I	526911	1,000.6
XCS	iShares CDN S&P/TSX Smallcap Index Fund	I	526911	18.4
XCB	iShares CDN DEX All Corporate Bond Index Fund	I	526915	224.8
XGB	iShares CDN DEX All Government Bond Index Fund	I	526915	54.4
XLB	iShares CDN DEX Long Term Bond Index Fund	I	526915	40.2
XRB	iShares CDN DEX Real Return Bond Index Fund	I	526915	123.4
XSB	iShares CDN DEX Short Term Bond Index Fund	I	526915	822.6
XBB	iShares CDN DEX Universe Bond Index Fund	I	526915	1,045.4
IGT	iShares Comex Gold Trust	I	523991	2,251.4
XCR	iShares Conservative Core Portfolio Builder Fund	I	526917	10.2
XGC	iShares Global Completion Portfolio Builder Fund	I	526917	10.3
XGR	iShares Growth Core Portfolio Builder Fund	I	526917	9.9
ISA	Isotechnika Inc.	I	54171	11.7
ITX	Iteration Energy Ltd. J	O	211111	227.4
IVA	Ivaco Inc.	I	331111	0.2
IE	Ivanhoe Energy Inc. J	O	211111	162.0
IVN	Ivanhoe Mines Ltd.	M	21222	1,236.2
IVW	Ivernia Inc.	M	21239	12.6
JFI	Jaguar Financial Corporation J	M	212399	6.5
JAG	Jaguar Mining Inc. J	M	212221	460.4
JAZ	Jazz Air Income Fund	I	523991	398.1
JDU	JDS Uniphase Canada Ltd.	I	335921	21.8
PJC	Jean Coutu Group (PJC) Inc. (The)	I	44611	984.4
JCT	Jewett-Cameron Trading Company Ltd.	I	44419	9.6
JIN	Jinshan Gold Mines Inc. J	M	212299	72.1
JOV	Jovian Capital Corporation J	I	551112	41.6
JTV	JumpTV Inc. J	I	51611	47.7
JEC	Jura Energy Corporation	I	52311	11.2
KAB	Kaboose Inc.	I	54184	49.0
KAT	Katanga Mining Limited J	M	21239	144.9
KBL	K-Bro Linen Income Fund	I	523991	67.4
KGN	Keegan Resources Inc. J	M	212221	33.6
KEG	Keg Royalties Income Fund (The)	I	523991	64.5
KTI	Kelman Technologies Inc.	I	51821	1.7
KEY	Keyera Facilities Income Fund	I	523991	1,204.2
KNA	Keystone North America Inc.	I	81221	111.0
KRI	Khan Resources Inc. J	M	212291	23.5
KMP	Killam Properties Inc. J	I	531311	185.6
KBR	Kimber Resources Inc. J	M	21222	38.5
KFS	Kingsway Financial Services Inc.	I	524126	354.6

Chapter 6

Symbol	Company Name	Category	NAICS	Market Cap \$M
KIH	Kingsway International Holdings Limited	I	551111	20.1
KSP	Kingsway Linked Return of Capital Trust	I	523991	25.0
K	Kinross Gold Corporation	M	212221	14,828.7
KGI	Kirkland Lake Gold Inc. J	M	212221	247.9
KDX	Klondex Mines Ltd. J	M	212299	19.7
KOM	Komunik Corporation	I	323116	1.0
LMA	La Mancha Resources Inc. J	M	212299	34.1
LRI	Lab Research Inc.	I	621511	13.4
DDS	Labopharm Inc.	I	54171	128.4
LIR	Labrador Iron Mines Holdings Limited	M	21221	15.9
LIF	Labrador Iron Ore Royalty Income Fund	M	523991	682.2
LSG	Lake Shore Gold Corp. J	M	212221	249.0
LRT	Lanesborough Real Estate Investment Trust	I	52593	66.0
LAM	Laramide Resources Ltd. J	M	212291	61.3
LAS	Lassonde Industries Inc.	I	311411	94.5
LB	Laurentian Bank of Canada	I	52211	971.9
LMI	Legg Mason Canada Holdings Ltd.	I	551112	33.3
LNF	Leon's Furniture Limited	I	44211	636.7
LBE	Liberty Mines Inc. J	M	212234	4.9
LBS	Life & Banc Split Corp.	I	526911	138.0
LSC	Lifeco Split Corporation Inc.	I	526911	27.1
LGG	Lihir Gold Limited	M	212221	5,754.9
LNR	Linamar Corporation	I	333999	240.2
LRR	Linear Gold Corp. J	M	212221	21.2
LRM	Linear Metals Corporation J	M	21223	2.7
LQW	Liquidation World Inc.	I	45439	5.2
LIQ	Liquor Stores Income Fund	I	526911	249.1
LIV	Livingston International Income Fund	I	551112	222.9
LMZ	LMS Medical Systems Inc. J	I	54149	1.9
L	Loblaw Companies Limited	I	44511	9,796.2
LH	Lockerbie & Hole Inc.	I	53241	132.9
LGI	Logibec Groupe Informatique Ltee	I	541511	132.3
LGT	Logistec Corporation	I	48832	72.0
LRF	Long Reserve Life Resource Fund	I	523991	6.1
LV	Longview Capital Partners Inc.	I	52591	6.7
LOX	LOREX Technology Inc. J	I	33431	1.4
LW	Loring Ward International Ltd.	I	52399	100.9
LOR	Lorus Therapeutics Inc.	I	54171	12.5
LLL	lululemon athletica inc.	I	315999	473.7
LUN	Lundin Mining Corporation	M	212221	580.0
LUX	Luxell Technologies Inc. J	I	334119	4.6
LYD	Lydian International Limited	M	212299	15.2
XMF	M Split Corp.	I	526919	34.4
MDA	MacDonald, Dettwiler and Associates Ltd.	I	51919	879.9
MKZ	Mackenzie Master Limited Partnership	I	526911	3.9
MNF	Macquarie NexGen Global Infrastructure Corp.	I	523991	27.5
MPT	Macquarie Power & Infrastructure Income Fund	I	526919	258.7
MCZ	Mad Catz Interactive, Inc. J	I	33431	19.8
MEG	Madacy Entertainment Income Fund	I	523991	2.5
MPC	Madison Pacific Properties Inc.	I	52593	74.3
MAG	MAG Silver Corp. J	M	212299	268.9
MAL	Magellan Aerospace Corporation	I	336413	15.6
MEC	Magna Entertainment Corp.	I	711212	2.7
MG	Magna International Inc.	I	336399	4,207.3
MGN	Magnotta Winery Corporation	I	31213	16.7
CBM	Mahalo Energy Ltd.	O	212111	2.4
MEQ	Mainstreet Equity Corp. J	I	531311	84.7
MDI	Major Drilling Group International Inc.	I	213115	296.3
MLG	Malaga Inc. J	M	212221	20.6
MBT	Manitoba Telecom Services Inc.	I	51731	2,325.7
MFT	Manulife Financial Capital Trust	I	526911	60.0
MFC	Manulife Financial Corporation	I	52399	37,129.0
MFI	Maple Leaf Foods Inc.	I	42441	1,186.1
MAR	Marathon PGM Corporation J	M	212299	12.3

Chapter 6

Symbol	Company Name	Category	NAICS	Market Cap \$M
MN	March Networks Corporation	I	561621	33.2
MRN	Marengo Mining Limited J	M	212234	37.5
MPM	Markland AGF Precious Metals Corp.	I	523991	12.5
MLX	Marsulex Inc.	I	333411	266.4
MRE	Martinrea International Inc.	I	332999	163.7
MSY	Masters Energy Inc. J	O	211111	20.1
MTK	Matrikon Inc. J	I	541512	65.3
MVX	Mavrix Fund Management Inc.	I	526914	3.5
MAW	Mawson Resources Limited J	M	212291	12.8
MXG	Maxim Power Corp.	I	221111	130.6
MAX	Maximizer Software Inc. J	I	541512	1.6
MKP	MCAN Mortgage Corporation	I	526913	129.4
MCB	McCoy Corporation	I	336212	37.1
MHR	McGraw-Hill Ryerson Ltd.	I	51113	77.9
MUH	MCM Split Share Corp.	I	526911	26.9
MDZ	MDC Partners Inc.	I	56141	128.3
MDN	MDN Inc. J	M	212299	52.6
MDS	MDS Inc.	I	54171	907.0
MCH	Mecachrome International Inc.	I	336413	1.0
MSF	MedcomSoft Inc. J	I	541512	0.5
MDF	Mediagrif Interactive Technologies Inc.	I	518111	39.3
DR	Medical Facilities Corporation	I	551112	250.9
MPH	Medicure Inc. J	I	325412	3.3
MSH	MediSolution Ltd.	I	541513	30.1
MNR	Mediterranean Resources Ltd. J	M	212399	6.6
MB	MEGA Brands Inc.	I	339932	13.2
MGA	Mega Uranium Ltd. J	M	212291	144.2
MRD	Melcor Developments Ltd.	I	531312	142.4
MEW	Menu Foods Income Fund	I	523991	15.5
ML	Mercator Minerals Ltd. J	M	212234	90.5
MRI	Mercer International Inc.	I	32211	79.8
MRG	Merge Cedara ExchangeCo Limited	I	334516	0.8
MVG	Metallic Ventures Gold Inc. J	M	21222	28.6
MET	Metalore Resources Ltd.	O	211111	13.0
MX	Methanex Corporation	I	32511	1,260.4
MYG	MethylGene Inc. J	I	54171	9.7
MRU	Metro Inc.	I	42441	4,076.7
MGX	MGM Energy Corp.	O	211111	50.0
MIM	MI Developments Inc.	I	531312	425.9
MBX	Microbix Biosystems Inc. J	I	325411	13.0
MBN	Middlefield Bancorp Limited	I	52311	7.4
MOX	Midnight Oil Exploration Ltd.	O	211111	35.6
MGO	Migao Corporation	I	32531	249.0
MGI	Migenix Inc.	I	54171	8.5
MMM	Minco Gold Corporation J	M	212299	25.8
MSV	Minco Silver Corporation J	M	212299	44.4
MFL	Minefinders Corporation Ltd. J	M	21222	361.7
MAI	Minera Andes Inc. J	M	21222	88.4
MDM	Mineral Deposits Limited J	M	212299	290.8
MGT	Mines Management, Inc. J	M	212222	35.3
MID	MINT Income Fund	I	523991	102.7
MNB	Mirabela Nickel Limited J	M	212299	90.9
MT	Miranda Technologies Inc.	I	33422	156.5
MTM	Mitec Telecom Inc.	I	33422	13.2
MKX	MKS Inc.	I	541512	56.1
TAP	Molson Coors Brewing Company	I	31212	13,772.9
TPX	Molson Coors Canada Inc.	I	31212	1,456.8
MOL	Moly Mines Limited J	M	212234	23.3
WWW	Momentum Advanced Solutions Inc.	I	518111	8.0
ME	Moneta Porcupine Mines Inc. J	M	212221	6.0
MOG	MonoGen Inc. J	I	52399	1.0
MXL	Monterey Exploration Ltd. J	O	211111	18.4
MRC	Morguard Corporation	I	52593	249.9
MRT	Morguard Real Estate Investment Trust	I	52593	679.0
MSI	Morneau Sobeco Income Fund	I	523991	309.7

Chapter 6

Symbol	Company Name	Category	NAICS	Market Cap \$M
MSD	Mosaid Technologies Inc.	I	334112	86.5
MGL	Moto Goldmines Limited	M	212221	162.0
MPV	Mountain Province Diamonds Inc. J	M	212392	63.5
MOY	Moydow Mines International Inc. J	M	212221	4.2
MXT	MSP Maxxum Trust	I	523991	12.6
MTI	MTI Global Inc.	I	32615	2.2
MTL	Mullen Group Income Fund	I	484121	787.9
MST	Multi Select Income Trust	I	523991	29.2
MMN	Multi-Manager Limited Partnership I	I	523991	1.2
SPL	Mulvihill Pro-AMS RSP Split Share Corp.	I	526912	25.1
MUN	Mundoro Capital Inc. J	M	212299	10.0
NBX	Nabors Exchangeco (Canada) Inc.	I	213112	1.3
NAE	NAL Oil & Gas Trust	O	523991	855.3
NA	National Bank of Canada	I	52211	5,612.2
NUS	Nautilus Minerals Inc. J	M	212299	155.6
NBF	NB Split Corp.	I	52599	44.9
NNE	NEMI Northern Energy & Mining Inc. J	M	21239	13.9
NEM	Neo Material Technologies Inc.	I	33441	149.5
NCU	Nevada Copper Corp. J	M	212234	10.6
NVR	Nevoro Inc. J	M	212299	14.4
NSU	Nevsun Resources Ltd. J	M	212221	121.9
ND	New Dawn Mining Corp. J	M	212299	2.3
NFI	New Flyer Industries Inc.	I	33699	392.8
NGD	New Gold Inc. J	M	212299	583.1
NAL	Newalta Income Fund	I	562998	359.2
NCC	Newfoundland Capital Corp.	I	51111	187.5
NEW	Newgrowth Corporation	I	526911	81.8
NMC	Newmont Mining Corporation of Canada Limited	M	212221	2,788.1
NPF	Newport Partners Income Fund	I	551112	78.6
NXY	Nexen Inc.	O	211111	11,438.7
NKO	Niko Resources Ltd.	O	211111	2,094.6
NIO	NIOCAN Inc. J	M	21221	4.2
NIF	Noranda Income Fund	I	523991	155.6
NBD	Norbord Inc.	I	321912	105.4
NRD	Nord Resources Corporation J	M	212299	13.9
NRX	Norex Exploration Services Inc.	I	213112	11.0
NII	Norsat International Inc.	I	33429	25.8
NOM	Norsemont Mining Inc. J	M	212299	96.5
NT	Nortel Networks Corporation	I	51731	159.2
NTL	Nortel Networks Limited	I	51731	15.9
NOA	North American Energy Partners Inc.	I	213111	147.8
PDL	North American Palladium Ltd.	M	212299	188.2
NAC	North Atlantic Resources Ltd. J	M	212234	0.9
NWF	North West Company Fund	I	45299	817.6
NB	Northbridge Financial Corporation	I	524292	1,855.2
NTI	Northcore Technologies Inc. J	I	52399	15.9
NDM	Northern Dynasty Minerals Ltd. J	M	212299	416.4
NFC	Northern Financial Corporation	I	551112	4.5
NPR	Northern Property Real Estate Investment Trust	I	52593	368.9
NGX	Northgate Minerals Corporation	M	212221	260.8
NPI	Northland Power Income Fund	I	551112	752.4
NAU	Northland Resources Inc. J	M	21221	60.3
NAS	Northstar Aerospace, Inc.	I	336413	13.1
NHC	Northstar Healthcare Inc.	I	621999	41.0
NYF	Northwater Five-Year Market-Neutral Trust	I	526917	21.8
NMN	Northwater Market-Neutral Trust	I	526917	24.4
NTP	Northwater Top 75 Income Trusts PLUS	I	523991	3.0
NCX	NOVA Chemicals Corporation	I	32511	486.5
NSI	Nova Scotia Power Inc.	I	221122	258.9
BBY	NovaBay Pharmaceuticals Inc. J	I	54171	33.1
NDQ	Novadaq Technologies Inc. J	I	33911	27.5
NG	NovaGold Resources Inc. J	M	212221	190.3
EKO	Noveko International Inc. J	I	551112	40.2
NCS	NUCRYST Pharmaceuticals Corp. J	I	54171	18.2
NU	Nufcor Uranium Limited Ordinary	I	52399	99.0

Chapter 6

Symbol	Company Name	Category	NAICS	Market Cap \$M
NWI	Nuinsco Resources Limited J	M	212299	4.5
NVA	NuVista Energy Ltd.	O	211111	683.2
NRI	Nuvo Research Inc.	I	32541	31.1
NVN	Nventa Biopharmaceuticals Corporation	I	54171	2.6
OGE	O'Leary Global Equity Income Fund Trust	I	526912	52.1
OGN	O'Leary Global Infrastructure Fund	I	523991	31.4
OC	OccuLogix, Inc. J	I	54171	36.4
OGC	OceanaGold Corporation	M	212221	24.2
OFB	OFI Income Fund	I	523991	37.7
OSM	Oil Sands and Energy Mega-Projects Trust	I	523991	19.3
OSF	Oil Sands Sector Fund	I	523991	82.2
OST	Oil Sands Split Trust	I	523991	43.9
OIL	Oilexco Incorporated J	O	211111	63.8
OCF	OilSands Canada Corporation	I	523991	16.5
OYM	Olympus Pacific Minerals Inc.	M	212299	17.4
ONC	Oncolytics Biotech Inc.	I	54171	65.3
ONY	Oncothyreon Inc.	I	54171	17.9
OBP	Ondine Biopharma Corporation J	I	54171	3.1
OCX	Onex Corporation	I	551112	2,221.0
ONT	Ontex Resources Limited J	M	212299	19.6
OPW	Opawica Explorations Inc. J	M	212221	2.2
ONR	Open Range Energy Corp.	O	22121	30.1
OTC	Open Text Corporation	I	54151	1,919.2
OMG	OPMEDIC Group Inc. J	I	62151	16.0
OPM	Opta Minerals Inc.	I	32791	41.4
OPC	OPTI Canada Inc.	O	211111	352.7
OGD	Orbit Garant Drilling Inc.	I	213111	30.4
ORB	Orbus Pharma Inc.	I	325412	1.5
OZN	Orezone Resources Inc. J	M	212221	204.2
ORI	Organic Resource Management Inc.	I	56221	1.9
OEX	Orleans Energy Ltd. J	O	211111	87.0
OLE	Oromin Explorations Ltd. J	M	212221	32.6
OSU	Orsu Metals Corporation	M	212234	45.7
ORV	Orvana Minerals Corp. J	M	21239	63.4
OSI	OSI Geospatial Inc.	I	334511	5.4
OSK	Osisko Mining Corporaiton J	M	212299	603.0
OTT	Otelco Inc.	I	51711	112.4
PWC	Pacific & Western Credit Corp.	I	52399	98.7
PFE	Pacific Energy Resources Ltd. J	O	211111	16.4
PIH	Pacific Insight Electronics Corp.	I	33639	9.4
PFN	Pacific North West Capital Corp. J	M	212299	4.9
PNG	Pacific Northern Gas Ltd.	I	22121	54.4
PMU	Pacific Rim Mining Corp. J	M	212221	22.2
PRE	Pacific Rubiales Energy Corp. J	O	211111	599.1
PCN	Pacrim International Capital Inc.	I	551112	5.1
PDN	Paladin Energy Ltd. J	M	212291	1,369.2
PLB	Paladin Labs Inc.	I	325412	177.4
PAA	Pan American Silver Corp.	M	212222	1,697.3
RIG	Pantera Drilling Income Trust	I	213111	9.1
PMT	Paramount Energy Trust	O	211111	742.6
PZG	Paramount Gold and Silver Corp. J	M	212299	34.0
POU	Paramount Resources Ltd.	O	211111	465.0
PTO	Pareto Corporation J	I	54189	19.3
PRK	Parkbridge Lifestyle Communities Inc.	I	551112	163.7
PKI	Parkland Income Fund	I	523991	270.6
PSI	Pason Systems Inc.	I	213111	1,152.2
PTI	Patheon Inc.	I	32541	201.4
PKL	PC Gold Inc. J	M	212299	9.8
PDM	PDM Royalties Income Fund	I	523991	73.2
PLG	PDX Resources Inc.	M	212299	121.9
PAE	Peace Arch Entertainment Group Inc.	I	512191	3.5
PES	Peak Energy Services Trust	I	523991	30.5
PXX	Pearl Exploration and Production Ltd. J	O	211111	147.6
PBC	Pebercan Inc.	O	211111	104.6

Chapter 6

Symbol	Company Name	Category	NAICS	Market Cap \$M
PIX	Peer 1 Network Enterprises, Inc.	I	51611	118.1
PIF	Pembina Pipeline Income Fund	I	523991	2,068.7
PGF	Pengrowth Energy Trust	O	523991	2,477.3
PWT	Penn West Energy Trust	O	523991	5,506.4
PGD	Peregrine Diamonds Ltd. J	M	212392	48.3
PVC	Pet Valu Canada Inc.	I	45391	90.5
PTQ	Petaquilla Minerals Ltd. J	M	212221	38.4
PTZ	Pethealth Inc. J	I	524128	15.9
PAR	Petro Andina Resources Inc.	O	21111	245.5
PBG	Petrobank Energy and Resources Ltd.	O	211111	1,689.5
PCA	Petro-Canada	I	454312	12,946.4
PFC	PetroFalcon Corporation J	O	211111	30.9
PDP	Petrolifera Petroleum Limited J	O	211111	57.7
PMG	Petrominerales Ltd.	O	211111	570.6
PRW	Petrowest Energy Services Trust	I	213112	6.4
PEY	Peyto Energy Trust	O	211111	1,048.6
PFB	PFB Corporation	I	326112	23.1
PHC	Phoenix Coal Inc. J	M	212111	37.5
PHX	Phoenix Technology Income Fund	I	213112	216.3
PHD	Phonetime Inc. J	I	51731	10.7
PVM	Pine Valley Mining Corporation J	M	212299	13.3
PNP	Pinetree Capital Ltd. J	I	52399	107.7
PZA	Pizza Pizza Royalty Income Fund	I	722211	133.1
PTM	Platinum Group Metals Ltd. J	M	212299	125.8
PPN	Platmin Limited	M	212299	58.0
PCC	Plutonic Power Corporation J	I	221111	108.2
PTS	Points International Ltd. J	I	454111	66.7
GEO	Polaris Geothermal Inc. J	M	221112	21.2
PLS	Polaris Minerals Corporation J	M	212399	56.4
PBL	Pollard Banknote Income Fund	I	323119	31.5
PPK	Polyair Inter Pack Inc.	I	326112	0.3
POM	Polymet Mining Corp. J	M	21223	116.7
POT	Potash Corporation of Saskatchewan Inc.	I	212391	26,740.1
KCL	Potash One Inc. J	M	212391	53.8
POW	Power Corporation of Canada	I	551112	10,772.3
PWF	Power Financial Corporation	I	551112	18,302.8
PCG	PowerComm Inc. J	I	332911	6.1
DAA	PowerShares DB Agriculture Double Long	I	523991	19.9
DAD	PowerShares DB Agriculture Double Short	I	523991	19.9
DOU	PowerShares DB Crude Oil Double Long	I	523991	188.3
DOE	PowerShares DB Crude Oil Double Short	I	523991	143.8
DGU	PowerShares DB Gold Double Long	I	523991	446.9
DGJ	PowerShares DB Gold Double Short	I	523991	56.6
PWE	Powertech Uranium Corp. J	M	212291	17.7
MMP	Precious Metals and Mining Trust	I	523991	42.5
PD	Precision Drilling Trust	I	213112	1,607.2
PMD	PreMd Inc. J	I	54171	0.9
PG	Premier Gold Mines Limited J	M	212299	125.7
PVN	Premier Value Income Trust	I	523991	63.5
PBI	Premium Brands Income Fund	I	42447	135.7
PIC	Premium Income Corporation	I	526911	279.5
PMZ	Primaris Retail Real Estate Investment Trust	I	52593	737.7
PRI	Primary Energy Recycling Corporation	I	221122	75.8
PDV	Prime Dividend Corp.	I	526911	23.8
PPL	Prime Rate Plus Corp.	I	526911	125.7
EAT	Prime Restaurants Royalty Income Fund	I	526919	31.5
PPX	Pristine Power Inc.	I	221119	60.3
QSR	Prizm Income Fund	I	523991	43.2
PAM	Pro-AMS U.S. Trust	I	526912	25.9
WIS	Production Enhancement Group, Inc. J	I	333132	13.5
PXE	ProEx Energy Ltd.	O	211111	670.7
PFX	Profound Energy Inc.	O	211111	21.6
PGE	Progress Energy Ltd.	O	211111	101.5
PGX	Progress Energy Trust	O	211111	1,002.6
PMY	Promax Energy Inc. J	O	211111	0.3

Chapter 6

Symbol	Company Name	Category	NAICS	Market Cap \$M
PLI	ProMetic Life Sciences Inc. J	I	325412	42.8
PRP	ProSep Inc. J	I	213112	8.7
PSX	ProspEx Resources Ltd.	O	211111	34.4
PPA	Protective Products of America Inc.	I	336992	4.8
PRX	Protox Therapeutics Inc. J	I	54171	32.6
PRG	Pro-Vest Growth & Income Fund	I	523991	38.4
PVE	Provident Energy Trust	O	211111	1,620.5
PRT	PRT Forest Regeneration Income Fund	I	523991	11.5
PUB	Public Storage Canadian Properties	I	49311	142.4
PSD	Pulse Data Inc.	I	54136	78.8
PUG	Pure Diamonds Exploration Inc. J	M	212392	1.8
PSV	Pure Energy Services Ltd.	I	213112	25.1
NIC	Pure Nickel Inc. J	M	21223	4.4
QLT	QLT Inc.	I	54171	217.9
QUA	Quadra Mining Ltd.	M	212299	184.1
QBR	Quebecor Inc.	I	551112	1,266.2
IQW	Quebecor World Inc.	I	323119	5.2
QMI	Queenston Mining Inc.	M	212221	145.2
QC	Quest Capital Corp.	I	52311	126.2
QAR	QuestAir Technologies Inc. J	I	213112	2.1
QEC	Questerre Energy Corporation J	O	211111	398.5
RBT	R Split II Corp.	I	526915	28.9
RBS	R Split III Corp.	I	526915	76.9
P	Railpower Technologies Corp. J	I	33699	13.3
RNK	Rainmaker Entertainment Inc.	I	512191	10.5
RAV	RavenSource Fund	I	526916	7.1
RYT	RBC Capital Trust	I	523991	1,404.3
RC	RDM Corporation J	I	541512	17.8
RBI	Red Back Mining Inc. J	M	212399	1,768.1
RDV	Redcorp Ventures Ltd. J	M	212399	65.6
RKN	Redknee Solutions Inc. J	I	51121	16.3
RDL	Redline Communications Group Inc. J	I	33422	5.1
RET	Reitmans (Canada) Limited	I	44812	801.1
REK	Reko International Group Inc.	I	333511	7.0
REN	Renasant Financial Partners Ltd.	I	541513	7.7
RIM	Research In Motion Limited	I	518111	28,016.9
RS	Resin Systems Inc. J	I	325211	20.6
RBO	Resolve Business Outsourcing Income Fund	I	551112	33.1
RBM	Response Biomedical Corp. J	I	33911	15.3
RVX	Resverlogix Corp. J	I	32541	60.9
RMM	Retrocom Mid-Market Real Estate Invest Trust	I	52593	40.0
RVM	Revett Minerals Inc. J	M	212222	4.5
RPI	Richards Packaging Income Fund	I	523991	59.7
RCH	Richelieu Hardware Ltd.	I	42371	384.1
RIC	Richmont Mines Inc.	M	212221	54.4
RVR	Richview Resources Inc. J	M	212299	2.2
RCL	Ridley Inc.	I	311119	94.7
REI	RioCan Real Estate Investment Trust	I	52593	3,016.0
RBA	Ritchie Bros. Auctioneers Incorporated	I	45439	2,752.4
PRF	ROC PREFER Corp.	I	526911	32.4
RPA	ROC PREFER II Corp.	I	526917	66.5
RPB	ROC PREFER III Corp.	I	526919	5.8
RE	Rock Energy Inc. J	O	211111	24.9
RDI	Rockwell Diamonds Inc. J	M	212392	15.5
RME	Rocky Mountain Dealerships Inc.	I	53241	47.4
RTT	Roctest Ltd.	I	334513	3.3
RCI	Rogers Communications Inc.	I	51751	23,678.2
RSI	Rogers Sugar Income Fund	I	523991	452.4
RON	RONA inc.	I	44419	1,389.8
RY	Royal Bank of Canada	I	52211	53,316.1
RGL	Royal Gold, Inc.	M	212221	1,642.3
RYL	Royal Host Real Estate Investment Trust	I	52593	170.1
RLC	Royal Laser Corp. J	I	332311	27.7
RMX	Rubicon Minerals Corporation J	M	212299	221.7

Chapter 6

Symbol	Company Name	Category	NAICS	Market Cap \$M
RCM	RuggedCom Inc.	I	33429	171.2
RUS	Russel Metals Inc.	I	331221	1,135.0
RUT	Rutter Inc. J	I	33451	6.9
SBN	S Split Corp.	I	526911	62.1
SAB	Sabretooth Energy Ltd.	O	211111	9.7
SMT	Samuel Manu-Tech Inc.	I	331221	192.8
SNN	San Anton Resource Corporation J	M	212299	31.6
SVC	Sandvine Corporation J	I	33411	109.7
SAP	Saputo Inc.	I	31151	4,585.2
SVY	Savanna Energy Services Corp.	I	213112	471.6
SIS	Savaria Corporation J	I	33911	14.3
SZ	Sceptre Investment Counsel Limited	I	52393	75.1
SCI	SCITI ROCS Trust	I	526917	61.9
STF	SCITI Total Return Trust	I	523991	29.1
SIN	SCITI Trust	I	523991	104.3
CIT	SCITI Trust II	I	523991	33.3
SCR	Score Media Inc. J	I	51521	39.4
SPM	Scorpio Mining Corporation J	M	212399	26.3
SRQ	Scott's Real Estate Investment Trust	I	52593	35.1
SEA	Seabridge Gold Inc. J	M	212221	588.6
SDC	Seacliff Construction Corp.	I	23622	129.4
SM	SEAMARK Asset Management Ltd.	I	52392	12.9
SCC	Sears Canada Inc.	I	452111	1,925.3
SCU	Second Cup Royalty Income Fund	I	523991	49.4
SON	Select 50 S-1 Income Trust	I	523991	112.5
SMF	SEMAFO Inc. J	M	212221	256.2
SBS	SemiBioSys Genetics Inc. J	I	32541	13.0
SIT	Sentry Select Blue-Chip Income Trust	I	523991	10.4
CHZ	Sentry Select China Fund	I	526912	48.5
SSJ	Sentry Select Commodities Income Trust	I	523991	27.0
SDT	Sentry Select Diversified Income Trust	I	523991	560.5
SFG	Sentry Select Focused Growth & Income Trust	I	523991	21.5
SGT	Sentry Select Global Index Income Trust	I	523991	12.8
GRE	Sentry Select Global Real Estate Fund	I	52593	14.9
GLS	Sentry Select Lazard Global Listed Infrastructure Fund	I	523991	67.0
MGS	Sentry Select MBS Adjustable Rate Income Fund II	I	523991	56.6
PME	Sentry Select Primary Metals Corp.	I	526911	51.6
TSF	Sentry Select Total Strategy Fund	I	523991	5.7
SEC	Senvest Capital Inc.	I	55111	57.5
SRC	Series S-1 Income Fund Trust	I	523991	180.2
SFK	SFK Pulp Fund	I	526919	83.5
SJR	Shaw Communications Inc.	I	51521	8,744.5
SCL	ShawCor Ltd.	I	333132	1,272.7
SMG	Shermag Inc.	I	337121	1.3
S	Sherritt International Corporation	M	551112	922.9
SC	Shoppers Drug Mart Corporation	I	44611	10,435.7
SGF	Shore Gold Inc. J	M	212299	90.0
SIM	Sierra Minerals Inc. J	M	21222	8.9
SW	Sierra Wireless, Inc.	I	541512	219.4
SDF	Signature Diversified Value Trust	I	523991	4.9
SBR	Silver Bear Resources Inc. J	M	212222	11.8
SEG	Silver Eagle Mines Inc.	M	212299	4.4
SSO	Silver Standard Resources Inc.	M	212222	1,219.6
SLW	Silver Wheaton Corp.	M	212222	2,012.0
SVM	Silvercorp Metals Inc. J	M	212299	395.6
TRE	Sino-Forest Corporation	I	321999	1,726.8
SRV	SIR Royalty Income Fund	I	523991	29.9
SI	SIRIT Inc. J	I	33461	14.5
SXT	Sixty Split Corp.	I	526911	32.5
SKA	Skylon All Asset Trust	I	526911	20.9
SLP	Skylon Global Capital Yield Trust	I	526911	7.2
SPO	Skylon Global Capital Yield Trust II	I	526911	26.3
SKG	Skylon Growth & Income Trust	I	523991	110.3
SIA	Skylon International Advantage Yield Trust	I	526911	10.8
SLS	SL Split Corp.	I	551112	27.1

Chapter 6

Symbol	Company Name	Category	NAICS	Market Cap \$M
SMX	SMTC Manufacturing Corporation of Canada	I	334111	0.5
SNC	SNC-Lavalin Group Inc.	I	54133	5,994.1
SNH	SNP Health Split Corp.	I	526911	26.2
SNP	SNP Split Corp.	I	526911	20.1
SO	Softchoice Corporation	I	42343	42.2
SLR	Solitario Exploration & Royalty Corp. J	M	212399	54.1
SUM	Solium Capital Inc.	I	52212	23.0
SOM	Somerset Entertainment Income Fund	I	551112	19.4
SAG	South American Gold and Copper Co Ltd.	M	212221	28.2
SAC	South American Silver Corp. J	M	21222	9.0
SWG	Southwestern Resources Corp. J	M	212299	8.5
SPT	Spectra Energy Canada Exchangeco Inc.	I	221122	236.5
SDI	Spectral Diagnostics Inc.	I	33911	4.7
SOT	Split REIT Opportunity Trust	I	52593	10.9
YLD	Split Yield Corporation	I	526911	20.0
SII	Sprott Inc.	I	55111	645.0
MLY	Sprott Molybdenum Participation Corp.	I	523999	50.9
SCP	Sprott Resource Corp. J	M	212234	229.3
SVU	Spur Ventures Inc. J	I	51721	13.3
SAS	St. Andrew Goldfields Ltd. J	M	212221	71.8
STN	Stantec Inc.	I	541618	1,370.0
XHM	Star Hedge Managers Corp.	I	523991	40.4
SAM	Starcore International Mines Ltd.	M	21222	5.8
SRU	Starfield Resources Inc. J	M	212234	46.9
STZ	STaRS Income Fund	I	526917	28.8
SJ	Stella-Jones Inc.	I	321912	206.0
SSI	Sterling Shoes Income Fund	I	44821	15.4
SRY	Stingray Copper Inc. J	M	212234	12.9
HAY	Stone Agribusiness Fund Trust	I	523991	18.7
SG	Stone Total Return Unit Trust	I	523991	1.5
SDG	Stoneham Drilling Trust	I	523991	24.9
SEO	Storm Exploration Inc.	O	211111	600.2
SWY	Stornoway Diamond Corporation J	M	212399	22.9
STW	STRATA Income Fund	I	523991	61.2
SGV	StrataGold Corporation J	M	212299	2.8
RSC	Strateco Resources Inc. J	M	212291	70.4
SEF	Strategic Energy Fund	I	526911	125.8
SQP	Strongco Income Fund	I	33312	14.5
STB	Student Transportation of America Ltd.	I	48541	219.9
SUE	Sulliden Exploration Inc. J	M	212221	49.0
GRO	Sun Gro Horticulture Income Fund	I	523991	27.9
SLE	Sun Life Capital Trust	I	526917	907.2
SLF	Sun Life Financial Inc.	I	52399	16,893.5
SU	Suncor Energy Inc.	I	32411	22,184.7
SOY	SunOpta, Inc.	I	339999	124.2
SRF	Sun-Rype Products Ltd.	I	311411	62.7
SPF	Superior Plus Income Fund	I	523991	1,033.6
SXP	Supremex Income Fund	I	322232	92.9
SAX	Suramina Resources Inc. J	M	212299	15.2
SHR	Sure Energy Inc.	O	211111	8.9
SPU	Sustainable Production Energy Trust	I	523991	19.5
SWS	Swiss Water Decaffeinated Coffee Income	I	526919	26.0
SXC	SXC Health Solutions Corp.	I	541512	544.4
SYX	Synergex Corporation J	I	541512	9.5
SXI	Synex International Inc.	I	551112	13.9
TAH	Tahera Diamond Corporation J	M	212392	1.0
TBL	Taiga Building Products Limited	I	44419	59.8
TLM	Talisman Energy Inc.	O	211111	12,408.6
TLO	Talon Metals Corp. J	M	212299	4.1
TNX	Tanzanian Royalty Exploration Corporation	M	212221	466.2
TKO	Taseko Mines Limited	M	21223	108.8
TO	Tax Optimized Return Oriented Securities Trust	I	523991	13.0
TDD	TD Capital Trust	I	523991	902.1
TDS	TD Split Inc.	I	526911	42.0

Chapter 6

Symbol	Company Name	Category	NAICS	Market Cap \$M
XTD	TDb Split Corp.	I	526911	15.6
TL	TEAL Exploration & Mining Incorporated J	M	212299	151.0
TEC	Technicoil Corporation	I	213112	27.3
TCK	Teck Cominco Ltd.	M	212221	2,942.5
TCS	TECYS Inc. J	I	51121	15.5
TKM	Tekmira Pharmaceuticals Corporation	I	54171	19.9
T	TELUS Corporation	I	51721	11,485.4
TBC	Tembec Inc.	I	32211	96.0
TGO	TeraGo Inc.	I	51721	28.4
TI	TerraVest Income Fund	I	523991	59.5
TPL	Tethys Petroleum Ltd. J	O	211111	37.2
TLN	Thallion Pharmaceuticals Inc. J	I	54171	6.1
TH	Theratechnologies Inc.	I	54171	120.8
THD	Third Cdn General Investment Trust Ltd.	I	526917	97.5
TWP	Thomas Weisel Partners Group Inc.	I	52311	125.3
TCM	Thompson Creek Metals Company Inc.	M	212299	599.0
TRI	Thomson Reuters Corporation	I	551112	22,997.3
THR	Thundermin Resources Inc. J	M	212399	4.4
TGS	Tiger Resources Limited J	M	212299	5.0
THI	Tim Hortons Inc.	I	551112	6,334.2
TMC	Timbercreek Mortgage Investment Corporation	I	526913	30.9
TWF	TimberWest Forest Corp.	I	321912	275.3
TIM	Timminco Limited	I	33141	367.8
TIO	Tiomin Resources Inc. J	M	212399	14.2
TLC	TLC Vision Corporation	I	62132	9.6
X	TMX Group Inc.	I	551112	1,874.2
TCT	Top 10 Canadian Financial Trust	I	526917	67.6
TXT	Top 10 Split Trust Capital	I	526912	43.0
TIH	Toromont Industries Ltd.	I	53241	1,485.5
TD	Toronto-Dominion Bank (The)	I	52211	39,118.4
TS	Torstar Corporation	I	51111	577.4
TOT	Total Energy Services Trust	I	213112	110.0
TFL	Trafalgar Energy Ltd.	O	211111	5.8
TA	TransAlta Corporation	I	221122	4,802.2
TRZ	Transat A.T. Inc.	I	481111	396.7
TNP	TransAtlantic Petroleum Corp.	O	211111	72.0
TRP	TransCanada Corporation	I	48621	20,443.8
TCA	TransCanada PipeLines Limited	I	48621	332.9
TCL	Transcontinental Inc.	I	323119	783.9
TIF	TransForce Inc.	I	484122	360.2
TGL	TransGlobe Energy Corporation J	O	211111	174.3
TTH	Transition Therapeutics Inc. J	I	54171	110.0
TZT	Tranzeo Wireless Technologies Inc. J	I	33422	8.7
TML	Treasury Metals Inc. J	M	212299	3.3
TIL	Tree Island Wire Income Fund	I	523991	42.4
TRH	Triax Diversified High-Yield Trust	I	526917	23.3
TCW	Trican Well Service Ltd.	I	333132	999.5
TCP	Trident Performance Corp.	I	526914	29.2
TET	Trilogy Energy Trust	I	526917	548.5
TMA	Trimac Income Fund	I	523991	34.6
TDG	Trinidad Drilling Ltd.	I	213111	643.3
TRT	Trinorth Capital Inc.	I	551112	3.8
TOG	TriStar Oil & Gas Ltd.	O	211111	1,294.7
TWH	Tri-White Corporation	I	48211	137.5
TRY	Troy Resources NL	M	212299	62.9
TUI	True Energy Trust	O	211111	153.1
TOS	TSO3 Inc.	I	33911	21.1
TC	Tucows Inc.	I	51611	24.2
TDR	Tudor Corporation Ltd. J	O	211111	2.5
TUN	Tundra Semiconductor Corporation	I	33441	62.4
TPS	Turbo Power Systems Inc.	I	335312	3.2
TSK	TUSK Energy Corporation	O	211111	83.2
TVA	TVA Group Inc.	I	51512	103.1
TVI	TVI Pacific Inc. J	M	21222	6.1

Chapter 6

Symbol	Company Name	Category	NAICS	Market Cap \$M
TBE	Twin Butte Energy Ltd. J	O	211111	30.6
GTH	U.S. Geothermal Inc. J	M	221112	59.6
GAT	UBS Global Allocation Trust	I	523991	48.9
UEX	UEX Corporation J	M	212291	121.2
UNG	Union Gas Limited	I	22121	6.4
UNS	Uni-Select Inc.	I	42312	451.5
UNC	United Corporations Limited	I	526917	506.1
UEG	Universal Energy Group Ltd. J	I	22121	247.2
URZ	Uranerz Energy Corporation J	M	212291	40.5
UF	Uranium Focused Energy Fund	I	523991	39.5
UUU	Uranium One Inc. J	M	212291	946.1
U	Uranium Participation Corporation	M	52599	517.9
URB	Urbana Corporation	I	526911	15.1
URE	Ur-Energy Inc.	M	212291	64.3
UMJ	Ursa Major Minerals Inc. J	M	21223	2.3
FTU	US Financial 15 Split Corp.	I	526919	23.6
UXE	US Gold Canadian Acquisition Corporation	M	212221	22.2
UXG	US Gold Corporation	M	212221	89.0
UTC	Utility Corp.	I	526911	43.6
UST	Utility Split Trust	I	526911	73.3
UTS	UTS Energy Corporation	O	211111	379.3
VAA	Vaaldiam Resources Ltd. J	M	212392	3.7
VAS	Vasogen Inc.	I	54171	2.2
VCM	Vecima Networks Inc.	I	33422	156.2
RNO	Vector Aerospace Corporation	I	81131	123.3
VLN	Velan Inc.	I	332919	77.0
VLC	Velocity Minerals Ltd. J	M	212399	3.3
VEM	Vena Resources Inc. J	M	21222	11.9
VEN	Ventana Gold Corp. J	M	212221	24.7
VNX	Verenex Energy Inc. J	O	211111	303.2
VET	Vermilion Energy Trust	O	211111	1,768.7
VRO	Vero Energy Inc.	O	211111	201.9
VG	VG Gold Corp. J	M	212221	5.6
VHB	Victhom Human Bionics Inc. J	I	334510	4.0
NI	Victory Nickel Inc. J	M	212234	12.5
VIC	Vicwest Income Fund	I	332311	134.0
VFF	Village Farms Income Fund	I	523991	11.6
VGM	Virgin Metals Inc. J	M	212299	2.1
VGQ	Virginia Mines Inc. J	M	212221	116.8
VGZ	Vista Gold Corp.	M	212221	49.3
VT	Viterra Inc.	I	42451	2,252.0
VTN	Vitran Corporation Inc.	I	484121	102.6
VMY	Voice Mobility International, Inc. J	I	51811	2.9
VTR	Volta Resources Inc. J	M	212221	6.9
WJX	Wajax Income Fund	I	333618	350.0
WFC	Wall Financial Corporation	I	531312	246.7
WM	Wallbridge Mining Company Limited J	M	212234	4.6
WNX	Warnex Inc. J	I	325414	3.2
WFI	WaterFurnace Renewable Energy Inc. J	I	333414	278.1
WEW	WebTech Wireless Inc.	I	517212	55.0
WLT	Welton Energy Corporation J	O	211111	6.3
WZL	Wenzel Downhole Tools Ltd.	I	333132	27.6
WCS	Wescast Industries Inc.	I	336399	5.8
WDO	Wesdome Gold Mines Ltd.	M	212221	124.5
WXX	West 49 Inc. J	I	44819	17.2
WTL	West Energy Ltd.	O	211111	151.7
WFT	West Fraser Timber Co. Ltd.	I	321912	1,272.0
WTM	West Timmins Mining Inc. J	M	212392	65.9
WED	Westaim Corporation (The)	I	55111	22.6
W	Westcoast Energy Inc.	I	48621	204.5
WSA	Western Areas NL J	M	212234	471.1
WTN	Western Canadian Coal Corp. J	M	212111	238.9
WRN	Western Copper Corporation	M	212299	17.5
WES	Western Financial Group Inc.	I	52599	109.6
WEF	Western Forest Products Inc.	I	321113	24.0

## Chapter 6

Symbol	Company Name	Category	NAICS	Market Cap \$M
WGI	Western Goldfields Inc. J	M	212221	261.1
WEQ	WesternOne Equity Income Fund Trust	I	52399	54.9
WJA	WestJet Airlines Ltd.	I	48111	1,677.0
WN	Weston, George Limited	I	44511	8,578.6
WPT	Westport Innovations Inc.	I	336312	200.2
WTE	Westshore Terminals Income Fund	I	523991	712.8
WXI	Wex Pharmaceuticals Inc. J	I	54171	21.3
WG	WGI Heavy Minerals, Incorporated	M	212399	5.0
WRK	Whiterock Real Estate Investment Trust	I	52593	77.6
WIN	Wi-Lan Inc.	I	33422	148.9
WCM	Wilmington Capital Management Inc.	I	52399	5.0
WPK	Winpak Ltd.	I	322221	481.7
WIX	Winstar Resources Ltd. J	O	211111	50.0
WRX	Wireless Matrix Corporation J	I	51721	60.2
WGR	Witwatersrand Consolidated Gold Res Ltd. J	M	212221	223.1
XWE	World Energy Solutions Inc. J	I	52399	33.6
WFS	World Financial Split Corp.	I	526917	129.4
WPO	World Point Terminals Inc.	I	213112	329.4
XCL	X-Cal Resources Ltd. J	M	212221	6.8
XMC	Xceed Mortgage Corporation	I	526913	22.2
XNS	Xenos Group Inc. (The) J	I	541512	14.9
XSC	XS Cargo Income Fund	I	523991	0.6
FAL	Xstrata Canada Corporation	M	212234	54.7
XDC	Xtreme Coil Drilling Corp. J	I	213111	62.7
YRI	Yamana Gold Inc. J	M	212221	6,929.8
YTU	Years Financial Trust	I	526911	12.1
YLO	Yellow Pages Income Fund	I	523991	3,423.2
YOU	Yield Advantage Income Trust	I	523991	19.9
YP	YIELDPLUS Income Fund	I	526917	193.8
YM	YM BioSciences Inc. J	I	54171	26.5
YRB	Yorbeau Resources Inc. J	M	212221	17.6
YPG	YPG Holdings Inc.	I	551112	567.7
YK	Yukon Gold Corporation, Inc. J	M	212299	1.3
YNG	Yukon-Nevada Gold Corp. J	M	212234	6.5
ZAR	Zargon Energy Trust	O	211111	321.5
ZOG	Zargon Oil & Gas Ltd.	O	211111	37.2
ZL	Zarlink Semiconductor Inc.	I	33441	45.6
ZMR	Zaruma Resources Inc. J	M	212221	3.5
ZAZ	Zazu Metals Corporation J	M	212231	4.9
ZCL	ZCL Composites Inc.	I	33241	120.9
ZIC	Zi Corporation	I	541512	25.3
ZNC	Zincore Metals Inc. J	M	21223	2.0
ZPP	Zongshen PEM Power Systems Inc. J	I	221119	27.1

If a listed company has more than one issue the market capitalization given is a total for all issues.

## Interpretation of NAICS

11321	Forest nurseries and gathering of forest products	33431	audio and video equipment manufacturing
111419	Other food crops grown undercover	33441	semi-conductor and other electronic component manufacturing
111422	floriculture productions		
115112	soil preparation, planting and cultivating	33451	navigational, measuring, electromedical, and control instruments manufacturing
21111	Oil and gas extraction		
21221	iron ore mining	33461	manufacturing and reproducing magnetic and optical media
21222	gold ore and silver ore mining		
21223	copper, nickel, lead and zinc mining	33639	other motor vehicle parts manufacturing
21229	Other metal ore mining	33641	aerospace products and parts manufacturing
21239	other nonmetallic mineral mining and quarrying	33699	other transportation equipment manufacturing
22112	Electric power transmission, control, and distribution	33712	household and institutional furniture manufacturing
		33721	office furniture (including fixtures) manufacturing
22121	natural gas distribution	33911	medical equipment and supplies mfg
22131	Water supply and irrigation systems	33992	sporting and athletic goods manufacturing
23622	commercial and institutional building construction	311111	Dog and cat food manufacturing
23721	land subdivision	311119	other animal food manufacturing
23812	structural steel and precast concrete contractors	311211	flour milling
23829	other building equipment contractors	311411	frozen fruit, juice, and vegetable processing
211111	crude petroleum and natural gas extraction	311412	frozen specialty food manufacturing
212111	bituminous coal & lignite surface mining	311712	fresh and frozen seafood processing
212221	gold ore mining	311812	commercial bakeries
212222	silver ore mining	312111	soft drink manufacturing
212231	lead ore & zinc ore mining	315292	fur and leather apparel manufacturing
212234	copper ore & nickel ore mining	315999	Other apparel accessories and other apparel manufacturing
212291	uranium-radium-vanadium ore mining		
212299	all other metal ore mining	321113	sawmills
212391	potash, soda, and borate mineral mining	321219	reconstituted wood product manufacturing
212392	diamond mining	321912	cut stock, resawing lumber and planing
212399	all other non-metallic mineral mining	322122	newsprint mills
213111	drilling oil and gas wells	322221	coated and laminated packaging paper and plastics film manufacturing
213112	support activities for oil and gas operations		
213115	support activities for non-metallic mineral mining	322222	coated and laminated paper manufacturing
221111	hydroelectric power generation	322232	Envelope manufacturing
221112	fossil fuel electric power generation	322299	all other converted paper product manufacturing
221119	Other electric power generation	323116	manifold business forms printing
221122	electric power distribution	323119	other commercial printing
31131	Sugar manufacturing	324199	all other petroleum and coal products manufacturing
31151	dairy products (except frozen) manufacturing	325181	Alkalies and chlorine manufacturing
31192	coffee and tea manufacturing	325188	all other basic inorganic chemical manufacturing
31199	All other food manufacturing	325211	Plastics material and resin manufacturing
31212	breweries	325212	synthetic rubber manufacturing
31213	wineries	325311	nitrogenous fertilizer manufacturing
31214	distilleries	325314	fertilizer (mixing only) manufacturing
31323	non-woven fabric mills	325411	medicinal and botanical manufacturing
32111	Sawmills and wood preservation	325412	pharmaceutical preparation manufacturing
32121	vener, plywood & engineered wood product mfg	325414	biological product (except diagnostic) manufacturing
32211	pulp mills	325998	all other miscellaneous chemical products and preparation manufacturing
32411	petroleum refineries		
32511	petrochemical manufacturing	326112	unsupported plastics packaging film and sheet manufacturing
32512	industrial gas manufacturing		
32531	Fertilizer manufacturing	326199	all other plastics product manufacturing
32541	pharmaceutical and medicine manufacturing	327121	brick and structural clay tile manufacturing
32615	urethane and other foam product (except polystyrene) manufacturing	331111	iron and steel mills
		331221	cold rolled steel shape manufacturing
32791	Abrasive product manufacturing	332311	fabricated metal building and component manufacturing
33121	iron and steel pipes and tubes manufacturing from purchased steel		
33141	nonferrous metal (except aluminium) smelting and refining	332312	Fabricated structural metal manufacturing
		332911	Industrial valve manufacturing
		332919	other metal valve and pipe fitting manufacturing
33251	hardware manufacturing	332996	fabricated pipe and pipe fitting manufacturing
33312	construction machinery manufacturing	332999	all other miscellaneous fabricated metal product manufacturing
33331	commercial and service industry machinery manufacturing		
		333111	farm machinery and equipment manufacturing
33411	computer and peripheral equipment manufacturing	333131	mining machinery and equipment manufacturing
33422	radio and television broadcasting and wireless communications equipment manufacturing	333132	oil and gas field machinery and equipment manufacturing
33429	other communication equipment manufacturing	333314	Optical instrument and lens manufacturing

## Chapter 6

333411	air purification equipment manufacturing	48412	general freight trucking long distance
333414	heating equipment (except Warm Air Furnaces) manufacturing	48541	school and employee bus transportation
333511	industrial mold manufacturing	48611	pipeline transportation of crude oil
333515	cutting tool and machine tool accessory manufacturing	48621	pipeline transportation of natural gas
333618	other engine equipment manufacturing	48832	marine cargo handling
333999	all other general purpose machinery manufacturing	49311	general warehousing and storage facilities
334111	electronic computer manufacturing	49319	other warehousing and storage
334112	computer storage device manufacturing	451211	book stores
334119	other computer peripheral equipment manufacturing	454111	electronic shopping
334412	bare printed circuit board manufacturing	454312	liquefied petroleum gas (bottled gas) dealers
334419	other electronic component manufacturing	481111	scheduled passenger air transportation
334510	electromedical and electrotherapeutic apparatus manufacturing	481212	nonscheduled chartered freight transportation
334511	search, detection, navigation, guidance, aeronautical and nautical system and instrument manufacturing	483113	coastal and Great Lakes freight transportation
334513	instruments and related products manufacturing for measuring, displaying, and controlling industrial process variables	484121	general freight trucking, long-distance, truckload
334516	analytical laboratory instrument manufacturing	485112	commuter rail systems
334612	prerecorded compact disc (except software) tape, and record reproducing	488999	all other support activities for transportation
335129	Other lighting equipment manufacturing	51111	newspaper publishers
335311	power, distribution and specialty transformer manufacturing	51113	book publishers
335312	motor and generator manufacturing	51119	other publishers
335912	primary battery manufacturing	51121	software publishers
335921	fibre optic cable manufacturing	51212	motion picture and video distribution
335999	all other miscellaneous electrical equipment and component manufacturing	51223	Music publishers
336212	truck trailer manufacturing	51512	television broadcasting
336312	gasoline engine and engine parts manufacturing	51521	cable and other subscription programming
336322	other motor vehicle electrical and electronics manufacturing	51611	internet publishing and broadcasting
336399	all other motor vehicle parts manufacturing	51711	wired telecommunications carriers
336413	other aircraft parts and auxiliary equipment manufacturing	51721	wireless telecommunications carriers (except satellite)
336992	Military armored vehicle, tank and tank component manufacturing	51731	telecommunication resellers
337121	upholstered household furniture manufacturing	51741	satellite telecommunications
337124	metal household furniture manufacturing	51751	cable and other program distribution
339932	game, toy and children's vehicle manufacturing	51811	internet service providers and web search portals
42312	motor vehicle supplies and new parts merchant wholesalers	51821	data processing, hosting and related services
42343	computer and computer peripheral equipment and software merchant wholesalers	51919	all other information services
42371	hardware merchant wholesalers	52211	commercial banking
42441	general line grocery merchant wholesalers	52212	Savings institutions
42447	meat and meat product merchant wholesalers	52231	mortgage and non-mortgage loan brokers
42448	fresh fruit and vegetable merchant wholesalers	52232	Financial transactions processing reserve and clearinghouse activities
42451	grain and field bean merchant wholesalers	52311	investment banking and securities dealings
44131	automotive parts and accessories stores	52391	miscellaneous intermediation
44211	furniture stores	52392	portfolio management
44311	Appliance, television and other electronic stores	52393	investment advice
44419	other building material dealers	52399	all other financial investment activities
44511	supermarkets and other grocery (except convenience) stores	52411	direct life, health and medical insurance carriers
44512	convenience stores	52591	Open end investment funds
44611	pharmacies and drug stores	52593	real estate investment trust
44812	women's clothing stores	52599	other financial vehicles
44814	family clothing stores	53112	lessors of non-residential buildings (except miniwarehouses)
44819	other clothing stores	53131	real estate property managers
44821	Shoe stores	53231	general rental centers
45111	sporting goods store	53241	construction, transportation, mining and forestry machinery and equipment
45299	all other general merchandise stores	54133	rental and leasing
45391	pet and pet supplies stores	54136	engineering services
45439	other direct selling establishments	54149	geophysical surveying and mapping services
48111	scheduled air transportation	54151	other specialized design services
48211	rail transportation	54161	computer systems design and related services
		54162	management consulting services
		54171	environmental consulting services
		54172	research and development in the physical, engineering and life sciences
		54181	research and development in the social sciences and humanities
		54184	Advertising agencies
		54189	media representatives
		54199	other services related to advertising
		55111	all other professional, scientific and technical services
			management of companies and enterprises

## Chapter 6

56131	employment placement agencies	541613	Marketing, consulting services
56172	Janitorial services	541618	other management consulting services
56191	packaging and labeling services	551111	offices of bank holding companies
56221	waste treatment and disposal	551112	offices of other holding companies
512191	tele-production and other post-production services	561499	All other business support services
517212	cellular and other wireless telecommunications	561621	Security systems services (except locksmiths)
523991	trust, fiduciary and custody activities	562998	all other miscellaneous waste management services
523999	miscellaneous financial investment activities	62132	Offices of optometrists
524114	direct health and medical insurance carriers	62151	medical and diagnostic laboratories
524126	direct property and casualty insurance carriers	621399	offices of all other miscellaneous health practitioners
524128	Other direct insurance (except Life, Health and Medical) Carriers	621511	medical laboratories
524292	third party administration of insurance and pension funds	621999	All other miscellaneous ambulatory health care services
526911	equity funds Canadian	623311	continuing care retirement communities
526912	equity funds Foreign	71321	casinos (except Casino Hotels)
526913	mortgage funds	71329	Other gambling industries
526914	money markets fund	71391	golf courses and country clubs
526915	bond & income dividend funds Canadian	71394	fitness and recreational sports centers
526916	bond & income dividend funds Foreign	72211	full service restaurants
526917	balanced funds/asset allocation funds	72231	food service contractors
526919	other open-ended funds	711212	racetracks
531311	residential property managers	722211	Limited service restaurants
531312	nonresidential property managers	81131	commercial and industrial machinery and equipment (except automotive and electronic) repair and maintenance
532412	Construction, mining and forestry machinery and equipment rental and leasing		funeral homes and funeral services
541511	custom computer programming services	81221	
541512	computer system design services		
541513	computer facilities management services		

# Chapter 7

---

## TSX VENTURE EXCHANGE

- **Companies Listed on TSX Venture Exchange**
- **Debt Instruments**

Chapter 7

**Companies Listed on TSX Venture Exchange  
(Including NEX)  
As of December 31, 2008**

<b>symbol</b>	<b>company</b>	<b>section</b>	<b>business</b>
JDR.P	26 Broadway Capital Corp.	Tier2	Capital Pool Company
FNR	49 North Resource Fund Inc.	Tier1	Closed End Investment Fund Co
SVN.P	71 Capital Corp	Tier2	Capital Pool Company
WDG.P	99 Capital Corporation	Tier2	Capital Pool Company
AIS	A. I. S. Resources Ltd.	Tier2	Investment Management
AAE	AAER Inc	Tier2	Engine, Turbine and Power Transmission Equip Manufacturing
AKM	ACT360 Solutions Ltd.	Tier2	Software Development
AHG	AIM Health Group Inc	Tier2	Health Care Service Provider
AKA	AKA Ventures Inc.	Tier2	Natural Resource Mining
APH	ALDA Pharmaceuticals Corp.	Tier2	Developing, manufacturing and selling infection control products
AMU	AMI Resources Inc.	Tier2	Gold Mining
ATC	ATAC Resources Ltd.	Tier2	Mining (Except Oil & Gas)
AAT	ATI Airtest Technologies Inc.	Tier2	Miscellaneous Manufacturing
ATW	ATW Gold Corp	Tier1	Mining
AVW.H	AVC Venture Capital Corp.	NEX	Capital Pool Company
AXM	AXMIN Inc.	Tier2	Junior Natural Resource Mining
PIV.H	AXQP Inc	NEX	Holding Company
AME	Abacus Mining & Exploration Corporation	Tier1	Gold And Silver Mining
ABA	Abbastar Uranium Corp	Tier2	Mineral Exploration/Development
ABI	Abcourt Mines Inc.	Tier2	Mining
ABU	Abenteuer Resources Corp.	Tier2	Conventional Oil and Gas Extraction
ABV	Abington Ventures Inc.	Tier2	Oil & Gas Company
ABE	Abitex Resources Inc.	Tier2	Mining (Non-Oil & Gas) Exploration/Development
ABB	Abitibi Mining Corp.	Tier2	Metal Ore Mining
ABD	Abode Mortgage Holdings Corp.	Tier2	Mortgage & Other Loan Brokers
AZR.P	Accelerator Capital Corporation	Tier2	Capital Pool Company
AXE	Acceleware Corp	Tier2	Technology
APR	Accelrate Power Systems Inc.	Tier2	Technology
ADP.P	Accend Capital Corporation	Tier2	Capital Pool Company
AOE	Access International Education Ltd.	Tier2	Private High Schools in Canada and Asia
ASD	Acer-Martin Exploration Inc.	Tier2	Gold And Silver Mining
AKV	Acrex Ventures Ltd.	Tier2	Natural Resource Exploration
AEC	Action Energy Inc	Tier1	Oil & Gas Exploration, Production & Development
ATM	Action Minerals Inc.	Tier2	Exploration/Development
ACT	Active Control Technology Inc	Tier2	Wireless Technologies
ACK.P	Active Growth Capital Inc	Tier2	Capital Pool Company
ADU	Adamus Resources Limited	Tier1	Mineral Exploration/Development
ACR.P	Adcore Capital Inc	Tier2	Capital Pool Company
ADE	Adex Mining Inc	Tier1	Mining
ADB	Admiral Bay Resources Inc.	Tier2	Oil & Gas Company
ADI	Adriana Resources Inc.	Tier2	Mineral Exploration/Development
ADT	Adroit Resources Inc.	Tier1	Metal Ore Mining
AXI	Advanced Explorations Inc.	Tier2	Iron Ore Mining
APC	Advanced Proteome Therapeutics Corporation	Tier2	Scientific Research And Development Services
AVD.H	Advanced Vision Systems Corp.	NEX	Navigational, Measuring, Medical And Control Instruments Manufacturing
AWI	Advent Wireless Inc.	Tier2	Telecommunications
AGE	Adventure Gold Inc	Tier2	Mineral Exploration/Development
AVI	Advitech Inc.	Tier2	Res and Development Physical, Engineering and Life Sciences
AMA	AeroMechanical Services Ltd.	Tier2	Airline & Aerospace Products & Services
AFI.H	Affinor Resources Inc.	NEX	Mining (Non-Oil & Gas) Exploration/Development
AFS.H	Afrasia Mineral Fields Inc.	NEX	Metal Ore Mining
AFA	Afri-Can Marine Minerals Corporation	Tier1	Mining
AOI	Africa Oil Corp	Tier2	Oil and Gas Exploration
AFW	Africa West Minerals Corp	Tier2	Mineral Exploration/Development
AAZ	African Aura Resources Limited	Tier1	Mining
AGG	African Gold Group, Inc.	Tier2	Mineral Exploration/Development
AFR	African Metals Corp.	Tier2	Gold and Diamond Exploration
AQ	African Queen Mines Ltd	Tier2	Mineral Exploration/Development
AGS	Agau Resources Inc.	Tier2	Mining (Non-Oil&Gas) Exploration/Development
AGR	Agritec Systems, Inc.	Tier2	Scientific Research And Development Services

## Chapter 7

Symbol	Company	Section	Business
AGV.H	Agrotech Greenhouses Inc.	NEX	Crop Production
AGL	Aguila American Resources Ltd	Tier2	Gold Mining
AOS	Alberta Oilsands Inc	Tier2	Oil and Gas Exploration and Development
ASX	Alberta Star Development Corp.	Tier2	Mining (Non-Oil&Gas) Exploration/Development
ABP.H	Albion Petroleum Ltd	NEX	Capital Pool Company
ALR	Alder Resources Ltd	Tier2	Mineral Exploration/Development
ALD	Alderon Resource Corp	Tier2	Mineral Exploration/Development
ALZ	Aldershot Resources Ltd.	Tier2	Uranium Mining
AGM	Aldridge Minerals Inc.	Tier2	Resource
ALN	Aldrin Resource Corp	Tier2	Mining Exploration and Development
AGO	Alegro Health Corp	Tier1	Health Care Service Provider
ACB	Alert B&C Corporation	Tier2	Res and Development Physical, Engineering and Life Sciences
AZX	Alexandria Minerals Corporation	Tier2	Mineral Exploration/Development
AQX	Algonquin Oil & Gas Ltd.	Tier2	Oil & Gas Exploration/Development
AMI.H	Algorithm Media Inc.	NEX	Junior Natural Resource Mining
ALH	Alhambra Resources Ltd.	Tier2	Mining
AIX	Alix Resources Corp.	Tier2	Mineral Exploration/Development
ALW	All in West! Capital Corporation	Tier2	Real Estate
AAA	Allana Resources Inc	Tier2	Mining
ANQ	Allegiance Equity Corp.	Tier2	Pharmaceutical And Medicine Manufacturing
AFG	Alliance Financing Group Inc.	Tier2	Commercial Finance
AGT	Alliance Grain Traders Income Fund	Tier2	Food Processing
AHP	Allied Hotel Properties Inc.	Tier1	Accommodation Services
AYL.P	Alloy Capital Corp	Tier2	Capital Pool Company
APT	Almo Capital Corp.	Tier2	Mining (Non-Oil & Gas) Exploration/Development
ALF	Alpetro Resources Ltd.	Tier2	Oil & Gas Exploration/Development
ALQ	Alpha Gold Corp.	Tier2	Gold And Silver Mining
ALP.H	Alpha Group Industries Inc.	NEX	Pharmaceutical And Medicine Manufacturing
AOC.H	Alpha One Corporation	NEX	Capital Pool Company
AFM	Alphamin Resources Corp.	Tier2	Gold And Silver Mining
NPA	Alphinat Inc.	Tier2	Computer Systems Design and Related Services
ALO.P	Alston Ventures Inc	Tier2	Capital Pool Company
AHS	Alta Natural Herbs & Supplements Ltd.	Tier2	Other Food Manufacturing
ANG	AltaCanada Energy Corp.	Tier2	Oil & Gas Exploration/Development
ATI	Altai Resources Inc	Tier2	Junior Natural Resource Mining
AVX	Altair Ventures Incorporated	Tier2	Mineral Exploration/Development
APK	Altek Power Corp.	Tier2	Electric Power Generation, Transmission And Distribution
AFX	Alternative Fuel Systems (2004) Inc.	Tier2	Transportation Equipment Manufacturing
ARH	Altima Resources Ltd.	Tier2	Junior Natural Resource Company, Oil & Gas
ATV	Alto Ventures Ltd.	Tier2	Gold Mining
ALT	Alturas Minerals Corp	Tier1	Mining (Non-Oil&Gas) Exploration/Development
AIL.H	Amadeus International Inc	NEX	Software Publishers
AGX	Amador Gold Corp.	Tier2	Mineral Exploration/Development
ALI.P	Amalfi Capital Corporation	Tier2	Capital Pool Company
AMH	Amanta Resources Ltd.	Tier2	Mineral Exploration/Development
AHR	Amarc Resources Ltd.	Tier2	Gold And Silver Mining
AGC	Amarillo Gold Corporation	Tier2	Mineral Exploration/Development
AMZ	Amazon Mining Holding Plc	Tier1	Mineral Exploration/Development
AJ	American Copper Corporation	Tier2	Mining
AMK	American Creek Resources Ltd	Tier2	Mineral Exploration/Development
ANR	American Natural Energy Corp. US\$	Tier2	Oil & Gas Exploration/Development
BOE	Americas Petrogas Inc	Tier1	Oil and Gas Exploration and Production
AHL	Ameriplas Holdings Ltd.	Tier2	Manufacturing
APM	Amerix Precious Metals Corporation	Tier2	Exploration/Development
APB	Amerpro Industries Inc.	Tier2	Fitness And Recreational Sports Centres
AMX	Amex Exploration Inc.	Tier2	Mining (Except Oil & Gas)
AEL	Amseco Exploration Ltd	Tier2	Mineral Exploration/Development
AAG	Andean American Mining Corp.	Tier1	Gold And Silver Mining
AAU	AndeanGold Ltd	Tier2	Junior Natural Resource Mining
ADM	Andina Minerals Inc.	Tier1	Precious and Base Metals Exploration
AOX	Andover Ventures Inc.	Tier2	Mineral Exploration/Development
ANF	Anfield Ventures Inc	Tier2	Mineral Exploration/Development
AWC.P	Angelwest Capital Corp	Tier2	Capital Pool Company
ASW	Anglo Swiss Resources Inc	Tier2	Mining
ANB	Anglo-Bomarc Mines Ltd. (N.P.L.)	Tier2	Gold And Silver Mining
URA	Anglo-Canadian Uranium Corp.	Tier2	Resource

## Chapter 7

Symbol	Company	Section	Business
ANC	Angoss Software Corportion	Tier2	Software Developer & Marketer
AGN.H	Angus Ventures Corp	NEX	Temporarily Unclassified
ANI	Animas Resources Ltd	Tier2	Mining
ARQ	Anooraq Resources Corp.	Tier1	Mining (Non-Oil&Gas) Exploration/Development
ACP.P	Ansell Capital Corp	Tier2	Capital Pool Company
ANM	Antares Minerals Inc.	Tier1	Mineral Exploration/Development
AE	Anterra Energy Inc	Tier2	Oil & Gas Exploration/Development
AVE.P	Anthem Ventures Capital Corp	Tier2	Capital Pool Company
ACL	Anthony Clark International Insurance Brokers Ltd.	Tier2	General Insurance Brokerage
ANE	Antigua Enterprises Inc.	Tier1	Wholesale Distribution of Embroidered Sportswear
AGD	Antioquia Gold Inc	Tier2	Mining
APA	Apella Resources Inc	Tier1	Resource
APE	Apogee Minerals Ltd.	Tier2	Gold And Silver Mining
AQM	Apoquindo Minerals Inc.	Tier2	Gold Mining
APP	Appalaches Resources Inc	Tier1	Mining
AEX	Appleton Exploration Inc	Tier2	Mining
APL	Appulse Corporation	Tier1	Distributor and Refurbisher of centrifuge machines
APZ	Aptilon Corporation	Tier1	Internet Service Provider
AQE	Aqua-Pure Ventures Inc.	Tier2	Waste Water Treatment
AQC	Aquarius Coatings Inc.	Tier2	Paint, Coating, Adhesive And Sealant Manufacturing
AQS.P	Aqueous Capital Corp	Tier2	Capital Pool Company
ARK	Aranka Gold Inc.	Tier2	Mining (Non-Oil&Gas) Exploration/Development
AHO	Arapaho Capital Corp.	Tier1	Management of Companies & Enterprises
ARN	Arcan Resources Ltd	Tier1	Oil and Gas Exploration, Development and Production
AAD	Archangel Diamond Corp.	Tier2	Diamond Mining
ACS	Archon Minerals Ltd.	Tier2	Diamond Exploration
ADR.H	Arcland Resources Inc.	NEX	Temporarily Unclassified
ADD	Arctic Star Diamond Corp.	Tier2	Mineral Exploration/Development
AZN	Arcturus Ventures Inc.	Tier2	Gold And Silver Mining
ADG	Arcus Development Group Inc	Tier2	Mining
AZA	Argenta Oil & Gas Inc	Tier2	Oil & Gas Exploration/Development
ATX	Argentex Mining Corporation	Tier2	Mineral Exploration/Development
RGX.P	Argex Silver Capital Inc	Tier2	Capital Pool Company
AGA	Argonaut Exploration Inc	Tier2	Mining
AGQ	Arian Silver Corporation	Tier2	Mineral Exploration/Development
ARD	Armada Data Corporation	Tier2	Internet Commerce
ARO.P	Armadillo Resources Ltd	Tier2	Capital Pool Company
AOF	Arrow Energy Ltd.	Tier2	Oil and Gas Extraction
AWP	Arrowhead Water Products Ltd	Tier2	Bottling of Natural Spring Water
AEV	Artevo Corporation	Tier2	Art Dealers
AHC	Artha Resources Corporation	Tier2	Mineral Exploration/Development
ARP.H	Arura Pharma Inc	NEX	Soap and Cleaning Compound Manufacturing
AB.H	Asbestos Corporation Limited	NEX	Metal Ore Mining
AOT	Ascot Resources Ltd.	Tier2	Gold And Silver Mining
ABR.P	Ashburton Ventures Inc.	Tier2	Capital Pool Company
ABC	Asia Bio-Chem Group Corp	Tier2	Other Food Manufacturing
NOW	Asia Now Resources Corp.	Tier2	Mineral Exploration/Development
ASN	Asian Mineral Resources Limited	Tier2	Resource
SAT	Asian Television Network International Ltd.	Tier2	Cable Television/Telecommunications
AHF	Aston Hill Financial Inc.	Tier2	Other Financial Investment Activities
ASQ.P	Astorius Resources Ltd	Tier2	Capital Pool Company
AST	Astral Mining Corporation	Tier2	Mineral Exploration/Development
AAM	Atacama Minerals Corp.	Tier1	Mining (Except Oil & Gas)
ABM	Athabasca Minerals Inc	Tier2	Mining
ATK	Atikwa Minerals Corporation	Tier2	Mineral Exploration/Development
ANL	Atlantic Industrial Minerals Inc.	Tier2	Limestone Quarries
AMR	Atlas Minerals Inc	Tier2	Mineral Exploration/Development
ATL	Atomic Minerals Ltd	Tier2	Mineral Exploration/Development
AUD	Audiotech Healthcare Corp.	Tier1	Out-Patient Care Centres
AUG	Augen Capital Corp.	Tier2	Merchant Banking
AUJ	Augen Gold Corp	Tier2	Mining
AUV	Augyva Inc. (Ressources minières)	Tier2	Mining
AUU	Aura Silver Resources Inc	Tier2	Mineral Exploration/Development
AUX	Auramex Resource Corp.	Tier2	Mineral Exploration/Development
AUN	Aurcana Corporation	Tier1	Mineral Exploration/Development
ARC.P	Auric Development Corporation	Tier2	Capital Pool Company
AUB.P	Auricle Biomedical Corporation	Tier2	Capital Pool Company

## Chapter 7

Symbol	Company	Section	Business
AU	Aurion Resources Ltd	Tier2	Mining
AZE	Ausam Energy Corporation	Tier1	Oil and Gas Exploration, Development and Production
AXS.P	Ausex Capital Corp	Tier2	Capital Pool Company
AUL	Austin Developments Corp.	Tier2	Oil and Gas Exploration and Production
AUS.H	Austpro Energy Corp.	NEX	Energy Technologies
APX	Austral Pacific Energy Ltd	Tier2	Oil & Gas Company
AUT	Automated Benefits Corp	Tier2	Industrial/Technology
AWB	Avalon Works Corp.	Tier1	Electronic Business Facilitator
ASY	Avante Security Corp	Tier2	Security Technology
AVV	Avantec Technologies Inc.	Tier2	Specialty Chemical
AVA.P	Avian Capital Inc	Tier2	Capital Pool Company
ASM	Avino Silver & Gold Mines Ltd.	Tier1	Silver Mining
AVR	Avion Resources Corp	Tier2	Mining (Non-Oil&Gas) Exploration/Development
AWD.P	Award Capital Corp	Tier2	Capital Pool Company
XEA.P	Axea Capital Corp	Tier2	Capital Pool Company
AXT.P	Axea Energy Inc	Tier2	Capital Pool Company
AXO	Axiotron Corp	Tier2	Technology
AZM	Azimet Exploration Inc.	Tier2	Mining
AZG	Azteca Gold Corp.	Tier2	Gold And Silver Mining
AZK.H	Aztek Energy Ltd	NEX	Oil and Gas Exploration and Production
AZU	Azure Resources Corporation	Tier1	Resource
BCG	BCGold Corp	Tier2	Mineral Exploration/Development
B	BCM Resources Corporation	Tier2	Mineral Exploration/Development
BCY	BCY Resources Inc.	Tier2	Research and Development in the Physical, Engineering and Life Sciences
BFS	BFS Entertainment & Multimedia Limited	Tier1	Industrial
BMB.P	BMB Capital Corp	Tier2	Capital Pool Company
BNX	BNP Resources Inc.	Tier2	Oil and Gas Exploration, Development and Production
BRV.P	BRS Ventures Ltd	Tier2	Capital Pool Company
GPS	BSM Technologies Inc.	Tier2	Electronic Commerce
BTB.	BTB Real Estate Investment Trust	Tier1	Real Estate
BM	BacTech Mining Corporation	Tier2	Base Metals Exploration and Development
BDZ	Baden Technologies Inc.	Tier2	Services to Oil and Gas Extraction
BGS	Ballad Gold & Silver Ltd.	Tier2	Precious Metals Exploration and Development
BLL.P	Ballyliffin Capital Corp.	Tier2	Capital Pool Company
BAL.H	Balto Resources Ltd	NEX	Gold And Silver Mining
BGL	Bandera Gold Ltd.	Tier2	Base Metals Exploration and Development
CBS	Bard Ventures Ltd.	Tier2	Precious Metals Exploration and Development
BML	Barker Minerals Ltd	Tier2	Mineral Exploration/Development
BYV	Bayfield Ventures Corp.	Tier2	Exploration/Development
BYM	Baymount Incorporated	Tier2	Thoroughbred race tracks
BBP	Bayou Bend Petroleum Ltd	Tier2	Mining Exploration and Development
BSH	Bayshore Petroleum Corp	Tier2	Oil and Gas Exploration, Development and Production
BAY	Bayswater Uranium Corporation	Tier1	Mining (Non-Oil & Gas) Exploration/Development
BAP.P	Beacon Acquisition Partners Inc	Tier2	Capital Pool Company
BCM	Bear Creek Mining Corporation	Tier1	Mineral Exploration/Development
BLG	Bear Lake Gold Ltd	Tier1	Gold And Silver Mining
BRL	Bearclaw Capital Corp.	Tier2	Mineral Exploration/Development
BTP	Beartooth Platinum Corporation	Tier2	Platinum, Palladium and Gold Mining/Exploration
BFD	Beaufield Resources Inc. (Ressources Beaufield Inc. )	Tier1	Mineral Exploration/Development
BMN	Beaumont Select Corp. Inc.	Tier1	Investment Management
BGD.H	Becker Gold Mines Ltd.	NEX	Mining (Non-Oil&Gas) Exploration/Development
BMW	Beijing Marvel Cleansing Supplies Co. Ltd.	Tier2	Manufacturing / Other Manufacturing
BCU	Bell Copper Corporation	Tier2	Mineral Exploration/Development
BVI.P	Bellair Ventures Inc.	Tier2	Capital Pool Company
BMX	Bellamont Exploration Ltd	Tier2	Oil and Gas Extraction
BHV	Bellhaven Copper & Gold Inc	Tier2	Gold Mining
BEA	Belmont Resources Inc	Tier2	Other Non-Metallic Mineral Mining And Quarrying
BEL	Belvedere Resources Ltd.	Tier1	Mining (Non-Oil&Gas) Exploration/Development
BEE	Benchmark Energy Corp.	Tier2	Oil & Gas Exploration/Development
BTC	Benton Resources Corp.	Tier1	Mineral Exploration/Development
BNZ.P	Benzai Capital Corp	Tier2	Capital Pool Company
BIZ.P	Berkeley Capital Corp II	Tier2	Capital Pool Company
BKS	Berkley Resources Inc.	Tier2	Oil & Gas Extraction
BMI	Beta Minerals Inc.	Tier1	Mining Exploration
BVO	Bevo Agro Inc.	Tier1	Nursery, Greenhouse and Agriculture Production
BOV.H	Bi-Optic Ventures Inc.	NEX	Temporarily Unclassified

## Chapter 7

Symbol	Company	Section	Business
BBK	Big Bar Resources Corporation	Tier2	Mineral Exploration/Development
DIA	Big Red Diamond Corporation	Tier2	Mining (Non-Oil & Gas) Exploration/Development
BSM	Big Stick Media Corporation	Tier2	On-Line Information Services
BHP	Bighorn Petroleum Ltd	Tier2	Oil and Gas Exploration
BXI	Bio-Extraction Inc.	Tier2	Support Activities for Agriculture and Forestry
RX	BioSyent Inc.	Tier2	Research And Development In The Life Sciences
BTI	Bioasis Technologies Inc	Tier2	Research and Development
BIL.H	Biomerge Industries Ltd	NEX	Industrial
BUG.H	Biophage Pharma Inc.	NEX	Consumer Products - Biotechnology/Pharmaceuticals
BRM	Biorem Inc.	Tier1	Design and Manufacture of Industrial Biofilters
BIP	Bioxel Pharma Inc.	Tier2	Pharmaceutical And Medicine Manufacturing
BLA.P	Birch Lake Capital Inc	Tier2	Capital Pool Company
BTT	Bitterroot Resources Ltd.	Tier2	Mining (Non-Oil&Gas) Exploration/Development
BTM.P	Bitumen Capital Inc	Tier2	Capital Pool Company
BBS	Black Bull Resources Inc.	Tier2	Industrial
BPC	Black Panther Mining Corp	Tier2	Mineral Exploration/Development
BLK	Black Pearl Minerals Consolidated Inc.	Tier2	Mining (Non-Oil&Gas) Exploration/Development
BBV.P	Blackburn Ventures Corp	Tier2	Capital Pool Company
DOG	Blackdog Resources Ltd.	Tier2	Oil and Gas Exploration and Production
BLV	Blackstone Ventures Inc.	Tier2	Nickel Exploration
BCC.P	Blackwater Capital Corp	Tier2	Capital Pool Company
BDC.P	Blandings Capital Limited	Tier2	Capital Pool Company
BLI.P	Bling Capital Corp.	Tier2	Capital Pool Company
BCV.P	Blue Cove Capital Corp	Tier2	Capital Pool Company
BDM.H	Blue Diamond Mining Corporation	NEX	Diamond Mining
BPA	Blue Parrot Energy Inc.	Tier1	Oil & Gas Exploration/Development
BRQ.P	Blue Ribbon Capital Corporation	Tier2	Capital Pool Company
BSK	Blue Sky Uranium Corp	Tier2	Mining
BV.H	Blue Vista Technologies Inc	NEX	Waste Treatment And Disposal
BTV	BlueRush Media Group Corp	Tier2	Digital Image Manufacturing
BLP	Bluepoint Data Storage, Inc.	Tier1	Information Technology
BC.P	Bluerock Acquisition Corp	Tier2	Capital Pool Company
BRD	Bluerock Resources Ltd	Tier2	Uranium Explorations & Development
BOC.P	Boe Capital Corp	Tier2	Capital Pool Company
BOL	Bold Ventures Inc	Tier2	Mining
BRU	Bolero Resources Corp	Tier1	Base Metal
BRS	Bonanza Resources Corporation	Tier2	Other Metal Ore Mining
BON.P	Bonaparte Capital Corp	Tier2	Capital Pool Company
BVT	Bonaventure Enterprises Inc	Tier2	Junior Natural Resource Mining
BOP.H	Border Petroleum Inc	NEX	Temporarily Unclassified
BPU	Boss Power Corp.	Tier2	Mineral Exploration/Development
BOW	Bowmore Exploration Ltd.	Tier2	Junior Natural Resource Mining
BRO.P	Bowram Energy Inc.	Tier2	Capital Pool Company
BXX	Boxxer Gold Corp.	Tier2	Gold Mining
BPM	Bralorne Gold Mines Ltd.	Tier1	Gold Mining
BZV	Branchez-Vous! inc.	Tier2	On-Line Information Services
BGZ	Brandgamz Marketing Inc.	Tier2	Software Development
BRZ.P	Brass Capital Corp	Tier2	Capital Pool Company
BVG	Bravo Venture Group Inc	Tier2	Gold And Silver Mining
BRX	Brazalta Resources Corp.	Tier1	Mineral and Oil and Gas Exploration
BZO	Brazauro Resources Corporation	Tier2	Junior Natural Resource Mining
BBR	Brett Resources Inc	Tier1	Mining (Non-Oil&Gas) Exploration/Development
BRY	Bri-Chem Corp	Tier1	Support Activities for Oil and Gas Operations
BUK	Bridge Resources Corp	Tier2	Oil and Gas Exploration, Development and Production
BRG	Brigadier Gold Limited	Tier2	Gold Exploration
BRI	Brighter Minds Media Inc	Tier1	Media Services
BMC	Brilliant Mining Corp.	Tier1	Mining (Except Oil & Gas)
BRR	Britannica Resources Corp	Tier2	Gold And Silver Mining
BCO	British Control Oil Fields Limited	Tier2	Holding Company
BLC	Broadband Learning Corporation	Tier2	On-Line Information Services
BDP	Broadview Press Inc.	Tier2	Publishing House
BKT	Brookemont Capital Inc	Tier2	Oil & Gas Company
BVC.P	Brooklyn Ventures Corp	Tier2	Capital Pool Company
BWN	Brownstone Ventures Inc	Tier2	Investment Company
BUF	Buffalo Gold Ltd	Tier1	Mineral Exploration/Development
BFR	Buffalo Resources Corp	Tier1	Oil and Gas Exploration, Development and Production
BU	Burcon NutraScience Corp.	Tier2	Research And Development In The Life Sciences
BTD.H	Butler Developments Corp.	NEX	Oil & Gas Exploration

## Chapter 7

Symbol	Company	Section	Business
BZZ	Buzz Telecommunications Services Inc.	Tier2	Telecommunications Resellers
CMI	C-Com Satellite Systems Inc.	Tier1	Satellite Telecommunications
CCN	C2C Gold Corporation Inc	Tier2	Mineral Exploration/Development
CAG.P	CAG Capital Inc	Tier2	Capital Pool Company
TCF	CBM Asia Development Corp.	Tier2	Oil & Gas Company
CCW	CCT Capital Ltd	Tier2	Mineral Exploration/Development
OYL	CGX Energy Inc	Tier2	Oil and Gas Exploration and Production
CQT	CHEQ-IT Ltd.	Tier2	Hardware and software supplier of cheque printing materials
MBA	CIBT Education Group Inc.	Tier2	Educational Services
CMB	CMC Metals Ltd.	Tier2	Mineral Exploration/Development
NV	CMQ Resources Inc	Tier2	Mineral Exploration/Development
MYK.P	CMYK Capital Inc	Tier2	Capital Pool Company
CST	CO2 Solution Inc.	Tier2	Engineering Services
CCB	CON-SPACE Communications Ltd.	Tier1	Communications Equipment Manufacturing
CWN	CPI Crown Properties International Corporation	Tier2	Real Estate Investment and Development
CPI	CPI Plastics Group Limited	Tier2	Plastics And Rubber Products Manufacturing
CCY	CPL Technologies Inc.	Tier1	Software Consulting
BBB.P	CPVC Bromont Inc	Tier2	Capital Pool Company
LHB	CPVC Financial Corporation	Tier1	All Other Financial Investment Activities
CRM	CRH Medical Corporation	Tier2	Medical Equipment Manufacturer & Distributor
CKX	CSM Systems Corp	Tier2	Internet Commerce
CYO	CY Oriental Holdings Ltd	Tier2	Clothing Manufacturing
CYG	CYGAM Energy Inc	Tier2	Oil and Gas Exploration and Development
CZM	CZM Capital Corp.	Tier2	Mineral Exploration/Development
CBE	Cabo Drilling Corp.	Tier2	Mining
CAY.P	Cache Exploration Inc	Tier2	Capital Pool Company
CNF	Cadan Resources Corporation	Tier2	Precious Metals Exploration and Development
CQX	Cadillac Mining Corporation	Tier2	Exploration/Development
CAO	Cadiscor Resources Inc	Tier1	Mineral Exploration/Development
CUZ.P	Cadman Resources Inc	Tier2	Capital Pool Company
CSL.H	Cadre Resources Ltd.	NEX	Gold and Diamond Mining
CIM	Cagim Real Estate Corporation	Tier2	Real Estate Property Managers
CXB	Calibre Mining Corp	Tier2	Resource Exploration/Development
CNO	California Nanotechnologies Corp	Tier2	Scientific Research And Development Services
CAA	Callinan Mines Limited	Tier1	Copper-Nickel, Copper-Zinc Mining
TTO.P	Calotto Capital Inc	Tier2	Capital Pool Company
CLP	Calypso Uranium Corp	Tier2	Mineral Exploration/Development
CYX	Calyx Bio-Venture Inc	Tier2	Research and Development
CXE	Camex Energy Corp	Tier2	Computer And Electronic Product Manufacturing
CVV	CanAlaska Uranium Ltd.	Tier1	Uranium Explorations & Development
CDI	CanElson Drilling Inc	Tier1	Oil and Gas Services
CDN	Canadream Corporation	Tier1	Truck, Utility Trailer and RV (Recreational Vehicle) Rental and Leasing
CAN	Canaco Resources Inc.	Tier2	Mineral Exploration/Development
CE	Canada Energy Partners Inc	Tier2	Oil & Gas Company
CJC	Canada Gas Corp	Tier2	Natural Gas Exploration
CZX	Canada Zinc Metals Corp	Tier1	Resource
CRO	Canadian Arrow Mines Limited	Tier2	Mineral Exploration/Development
CFL	Canadian Equipment Rental Fund Limited Partnership	Tier1	Rental and Leasing Services
CQV	Canadian Imperial Venture Corp.	Tier2	Oil & Gas Exploration/Development
CNG	Canadian Mining Company Inc	Tier2	Exploration/Development
CVR	Canadian Oil Recovery & Remediation Enterprises Ltd.	Tier1	Services to Oil and Gas Extraction
CO	Canadian Orebodies Inc	Tier2	Exploration/Development
CPH	Canadian Phoenix Resources Corp	Tier2	Oil & Gas Exploration/Development
PDI.H	Canadian Prodigy Capital Corporation	NEX	Capital Pool Company
CQM	Canadian Quantum Energy Corporation	Tier2	Exploration/Development
CSP	Canadian Shield Resources Inc.	Tier2	Mineral Exploration/Development
SPI	Canadian Spirit Resources Inc.	Tier2	Oil and Gas Exploration and Development
CAF	Canaf Group Inc	Tier2	Exploration/Development
CAJ	Canasia Industries Corporation	Tier2	Gold And Silver Mining
CLZ	Canasil Resources Inc.	Tier2	Gold And Silver Mining
CDO	Candorado Operating Company Ltd.	Tier2	Junior Natural Resource Mining
CXZ	Canext Energy Ltd	Tier1	Oil and Gas Exploration and Development
FEY.P	Canfe Ventures Ltd	Tier2	Capital Pool Company

## Chapter 7

Symbol	Company	Section	Business
CLD	Cangold Limited	Tier2	Gold And Silver Exploration
CTH	Cannasat Therapeutics Inc.	Tier2	Research and Development
CIL	Canoel International Energy Ltd	Tier2	Oil and Gas Exploration and Development
CNS	Canoro Resources Ltd.	Tier1	Oil & Gas Exploration/Development
CPQ	Canplats Resources Corporation	Tier2	Mining (Except Oil & Gas)
ROX	Canstar Resources Inc.	Tier2	Mineral Exploration/Development
CD	Cantex Mine Development Corp	Tier2	Mining (Non-Oil&Gas) Exploration/Development
CLJ.H	Cantrell Capital Corp.	NEX	Natural Resource Exploration
CTS	Cantronic Systems Inc.	Tier1	Security Technology
CYF	Canyon Creek Food Co Ltd	Tier2	Food Manufacturing, Food Distribution and Resource Operation
CEV.P	Cap-Ex Ventures Ltd	Tier2	Capital Pool Company
CAV	Cap-Link Ventures Ltd	Tier2	Oil & Gas Company
KPS	Capella Resources Ltd	Tier2	Gold And Silver Mining
BLF	Capital BLF Inc	Tier2	Lessors Of Real Estate
MMB.P	Capital MLB Inc	Tier2	Capital Pool Company
CPE	Capital Pro-Egax Inc.	Tier2	Medical Equipment And Supplies Manufacturing
VMO.P	Capital Valmoris Inc.	Tier2	Capital Pool Company
CPK.P	Capstock Financial Inc.	Tier2	Capital Pool Company
CRZ	Carat Exploration Inc.	Tier2	Mining
CFQ	Carbon Friendly Solutions Inc	Tier2	Environmental Technology
EKG	CardioComm Solutions, Inc.	Tier2	Health Care Service Provider
CRB	Cariboo Rose Resources Ltd	Tier2	Mineral Exploration/Development
CAW.P	Carlaw Capital II Corp.	Tier2	Capital Pool Company
CW.P	Carlaw Capital III Corp	Tier2	Capital Pool Company
CGD	Carlin Gold Corporation	Tier2	Mineral Exploration/Development
CTP	Carlton Trail Limited Partnership	Tier2	Buying, Selling, Leasing of Real Estate, Mortgages
CLY.P	Carlyle Mining Corp	Tier2	Capital Pool Company
CMX	Carmax Explorations Ltd.	Tier2	Mineral Exploration/Development
CAQ.P	Carrington Acquisition Corp	Tier2	Capital Pool Company
ECR	Cartier Resources Inc	Tier1	Mineral Exploration/Development
CC.P	Cascade Resources Ltd	Tier2	Capital Pool Company
CCD	Cascadero Copper Corporation	Tier2	Mineral Exploration/Development
CJ	Cascadia International Resources Inc.	Tier2	Mining (Non-Oil&Gas) Exploration/Development
CUL	Cash Canada Group Ltd.	Tier1	Loan Financing
CHX	Cash Minerals Ltd.	Tier1	Mining (Non-Oil&Gas) Exploration/Development
CDY	Cassidy Gold Corp.	Tier2	Mining (Non-Oil&Gas) Exploration/Development
CZ.P	Cassius Ventures Ltd	Tier2	Capital Pool Company
CT	Castillian Resources Corp.	Tier2	Exploration/Development
CSG	Castle Gold Corporation	Tier1	Junior Natural Resource Mining
CRI	Castle Resources Inc.	Tier2	Mining Exploration
CEA	Catalina Energy Corp.	Tier2	Oil & Gas Exploration/Development
CTW	Catch The Wind Ltd	Tier2	Technology
CFZ	Cathay Forest Products Corp.	Tier2	Forestry And Logging
CYE.P	Cats Eye Capital Corp	Tier2	Capital Pool Company
CVN	Cavan Ventures Inc	Tier2	Mining
CZO	Ceapro Inc	Tier2	Consumer Products - Biotechnology/Pharmaceuticals
CED	Cedar Mountain Exploration Inc	Tier2	Gold Exploration
C	Celeste Copper Corporation	Tier2	Mining
XCT	Cell-Loc Location Technologies Inc	Tier2	Wireless location solutions
KNO	Cellstop Systems Inc.	Tier2	Marketer and Developer of Tracking and Security Technology
CME	Celtic Minerals Ltd	Tier2	Mining (Non-Oil&Gas) Exploration/Development
CVX	Cematrix Corporation	Tier2	Concrete Product Manufacturing
CTZ	Cencotech Inc.	Tier1	Software Developer & Marketer
CNT	Conit Corporation	Tier2	Other Financial Transactions Processing and Clearing House Activities
CVC	Centiva Capital Inc	Tier2	Investment Management
CWC	Central Alberta Well Services Corp	Tier2	Contract Drilling Services
CND	Central Industries Corporation Inc	Tier2	Food Processing
CBC	Central Resources Corp	Tier2	Mining
CTE	Centric Energy Corp	Tier2	Junior Natural Resource
CTN	Centurion Minerals Ltd	Tier2	Mining
CEY	Century Energy Ltd	Tier2	Junior Natural Resource
CMM	Century Mining Corporation	Tier2	Mineral Exploration/Development
SRS.P	Ceres Capital Corp	Tier2	Capital Pool Company
CVL	Cervus LP	Tier1	Farm, Lawn and Garden Machinery and Equipment Wholesale-Distributors

## Chapter 7

Symbol	Company	Section	Business
CMN.P	Chairman Capital Corp	Tier2	Capital Pool Company
COD	Chalice Diamond Corp	Tier2	Mineral Exploration/Development
CKM	Chalk Media Corp.	Tier2	Computer Training and Marketing Consulting
CDE.P	Challenger Deep Capital Corp	Tier2	Capital Pool Company
CDQ.H	Challenger Development Corp.	NEX	Diamond Mining
CHQ	Challenger Energy Corp.	Tier2	Oil and Gas Exploration and Development
CBA	Champion Bear Resources Ltd.	Tier2	Mining Exploration
CHP.H	Champion Communication Services Inc	NEX	Telecommunications
CHM	Champion Minerals Inc	Tier2	Mineral Exploration/Development
CPL.H	Champlain Resources Inc	NEX	Temporarily Unclassified
CFY	Changfeng Energy Inc	Tier1	Natural Gas Distribution
CHU	Channel Resources Ltd	Tier2	Mining (Except Oil & Gas)
CHI	Chapleau Resources Ltd.	Tier1	Mining (Non-Oil&Gas) Exploration/Development
CRH	Charter Real Estate Investment Trust	Tier1	Real Estate
CHV.H	Cheetah Ventures Ltd	NEX	Mining
CFR	Chemaphor Inc.	Tier2	Research and Development in the Physical, Engineering and Life Sciences
CKG	Chesapeake Gold Corp.	Tier1	Gold Mining
CHC.P	Chesstow Capital Inc	Tier2	Capital Pool Company
CHN	China Education Resources Inc.	Tier1	Educational Services
CAU.H	China Goldcorp Ltd.	NEX	Capital Pool Company
IND	China One Corporation	Tier1	Biotechnology Research &/or Development
COC.P	China Opportunity Inc	Tier2	Capital Pool Company
CNK.P	Chinook Capital Corp.	Tier2	Capital Pool Company
CJG	Christopher James Gold Corp.	Tier2	Exploration/Development
KRM.P	Chrome Capital Inc	Tier2	Capital Pool Company
CPC.P	Chrysalis Capital VI Corporation	Tier2	Capital Pool Company
SEV.P	Chrysalis Capital VII Corporation	Tier2	Capital Pool Company
CLV.P	Chudleigh Ventures Inc	Tier2	Capital Pool Company
CEI	Churchill Energy Inc	Tier2	Oil and Gas Exploration and Development
CID	Cicada Ventures Ltd.	Tier2	Resource
CGY.H	Cie-Nergy Ply-Foil Canada Inc	NEX	Other Plastic Product Mfg.
CIZ.H	Cierra Pacific Ventures Ltd.	NEX	Temporarily Unclassified
FIV.P	Cincoro Capital Corp	Tier2	Capital Pool Company
CWK	Cinema Internet Networks Inc.	Tier2	Internet Services
CER	Circumpacific Energy Corporation	Tier2	Resource Company
CYR	Cirrus Energy Corporation	Tier1	Oil and Gas Exploration
CGM.H	Citadel Gold Mines Inc	NEX	Mining (Non-Oil&Gas) Exploration/Development
AIR	Cleanfield Alternative Energy Inc.	Tier2	Other Electric Power Generation
CFA.H	ClearFrame Solutions Corp.	NEX	Enterprise Software
CLI	Clearford Industries Inc.	Tier2	Water, Sewage And Other Systems
CXG	Clemex Technologies Inc.	Tier1	Software Development
CFO	Clifton Star Resources Inc.	Tier2	Resource Company
CBH	Cloudbench Applications, Inc	Tier2	Software Developer & Marketer
CDB	Cloudbreak Resources Ltd.	Tier2	Mining Exploration
CLX.H	Clydesdale Resources Inc.	NEX	Mining
CEN	Coastal Energy Company	Tier1	Oil and Gas Exploration
CPP	Coastport Capital Inc.	Tier2	Mineral Exploration/Development
CB	Cobalt Energy Ltd.	Tier2	Oil and Gas Extraction
CBV	Cobra Venture Corporation	Tier2	Oil and Gas Production and Gas Storage
CXV.H	Cobre Exploration Corp	NEX	Internet Commerce
WOO	Cogitore Resources Inc	Tier2	Mining (Non-Oil & Gas) Exploration/Development
CBI	Colibri Resource Corporation	Tier2	Mineral Exploration/Development
CMJ	Colombian Mines Corporation	Tier2	Mining
CLA	Colonia Energy Corp.	Tier2	Oil and Gas Exploration and Development
COO.P	Colonnade Capital Corp	Tier2	Capital Pool Company
CTR.P	Coltstar Ventures Inc	Tier2	Capital Pool Company
CYU	Columbia Yukon Explorations Inc	Tier2	Exploration/Development
CEL	Columbus Energy Limited	Tier2	Oil and Gas Exploration and Production
CGT	Columbus Gold Corporation	Tier2	Mineral Exploration/Development
CSC	Columbus Silver Corporation	Tier2	Mineral Exploration/Development
CMU	Comet Industries Ltd.	Tier2	Gold And Silver Mining
CMD	Commander Resources Ltd	Tier1	Mining (Non-Oil&Gas) Exploration/Development
CCE	Commerce Resources Corp.	Tier1	Mineral Exploration/Development
CBR	Committee Bay Resources Ltd	Tier1	Gold Mining
DVR.H	Communications DVR Inc.	NEX	Capital Pool Company
CVB.H	Compass Gold Corporation	NEX	Precious and Base Metals Exploration
CEC	Compliance Energy Corporation	Tier2	Mining (Except Oil & Gas)

## Chapter 7

Symbol	Company	Section	Business
CWP	Comwest Enterprise Corp	Tier2	Temporarily Unclassified
CN	Condor Resources Inc	Tier2	Mining Exploration
CFM	Confederation Minerals Ltd	Tier2	Mining
CNY	Coniagas Resources Limited	Tier2	Mining (Except Oil & Gas)
CNX	Conporec Inc	Tier2	Waste Treatment And Disposal
CQR	Conquest Resources Limited	Tier2	Gold And Silver Mining
ABN	Cons Abaddon Resources Inc.	Tier2	Mining (Non-Oil&Gas) Exploration/Development
KBC	Cons Beacon Resources Ltd.	Tier2	Oil & Gas Exploration
CES.H	Cons Ecoprogress Technology Inc.	NEX	Other Converted Paper Product Manufacturing
CWD	Cons EnviroWaste Industries Inc.	Tier1	Waste Management And Remediation Services
FFP	Cons Firstfund Capital Corp.	Tier2	Financial Management for Real Estate Development
GCS.H	Cons Global Cable Systems, Inc.	NEX	Telecommunications
CK	Cons Global Diamond Corp.	Tier2	Resource Exploration/Development
CPW	Cons Puma Minerals Corp.	Tier2	Platinum/Palladium
CZS	Cons Spire Ventures Ltd.	Tier2	Mining Exploration
CWS.H	Cons Westview Resource Corp.	NEX	Mining (Non-Oil&Gas) Exploration/Development
GWV	Consolidated Gold Win Ventures Inc	Tier2	Mineral Exploration/Development
CEM	Constantine Metal Resources Ltd	Tier2	Mineral Exploration/Development
CCU.H	Constellation Copper Corporation	NEX	Mining
CEX	Contact Exploration Inc.	Tier2	Oil & Gas Exploration/Development
BUZ	Contec Innovations Inc	Tier2	Develop,Sales & Marketing of a mobile services delivery platform for the wireless mobile data market
KMK	Continental Minerals Corporation	Tier1	Gold And Silver Mining
CNI	Continental Nickel Limited	Tier1	Exploration/Development
CCF	Continuum Health Care Inc.	Tier2	Community Care Facilities for the Elderly
CNU	Continuum Resources Ltd.	Tier2	Mining (Non-Oil&Gas) Exploration/Development
CWY	Conway Resources Inc	Tier2	Mineral Exploration/Development
CQ	Cooper Minerals Inc.	Tier2	Mineral Exploration/Development
XCP	Coopers Park Corporation	Tier2	Real Estate
CAP	Copacabana Capital Limited	Tier2	Office Machinery and Equipment Rental and Leasing
CPY	Copper Canyon Resources Ltd	Tier2	Mineral Exploration/Development
CPV	Copper Creek Ventures Ltd.	Tier2	Oil and Gas Exploration
CUU	Copper Fox Metals Inc.	Tier2	Mining
KRX	Copper Ridge Explorations Inc.	Tier2	Mineral Exploration/Development
CLH	Coral Gold Resources Ltd	Tier1	Precious Metals Exploration and Development
CSX	Coral Sea Resources Inc	Tier2	Oil & Gas Exploration/Development
RBL.P	Corbal Capital Corp	Tier2	Capital Pool Company
CKK	Cordy Oilfield Services Inc.	Tier1	Oilfield Services
CGE	Corex Gold Corporation	Tier2	Exploration/Development
CGP	Cornerstone Capital Resources Inc.	Tier2	Mining (Non-Oil&Gas) Exploration/Development
CRD	Coronado Resources Ltd.	Tier2	Mining
CMV	Coronation Minerals Inc.	Tier2	Precious Metals Exploration and Development
CRF.H	Coronet Metals Inc.	NEX	Other Metal Ore Mining
CSO	Corsa Capital Ltd	Tier2	Mining
CBX	Cortex Business Solutions Inc.	Tier2	Internet Commerce
CUT.P	Cortez Resources Corp	Tier2	Capital Pool Company
COE.H	Costa Energy Inc.	NEX	Oil and Gas Exploration and Production
CCV	CounterPath Corporation	Tier1	Utilities - Telephone
CTK.P	Courtland Capital Corp	Tier2	Capital Pool Company
COV	Covalon Technologies Ltd	Tier2	Research and Development of Biomaterials and Biomedical Products
CMA	Cream Minerals Ltd.	Tier2	Metal Ore Mining
CRC	Crescent Resources Corp.	Tier2	Precious Metals Exploration and Development
CMS	Creston Moly Corp	Tier1	Mineral Exploration/Development
CRV	Cresval Capital Corp.	Tier2	Mineral Exploration/Development
CKC.P	Cricket Capital Corp	Tier2	Capital Pool Company
COT	Critical Outcome Technologies Inc	Tier2	Biotechnology/Biopharmaceutical
CCZ	CriticalControl Solutions Corp.	Tier1	Technology
CWR	Cromwell Resources Ltd	Tier2	Oil & Gas Exploration/Development
CZR	Cronus Resources Ltd	Tier2	Junior Natural Resource Mining
CWV	Crown Point Ventures Ltd	Tier2	Oil & Gas Exploration/Development
CDP	Cuda Capital Corp.	Tier2	Mineral Exploration/Development
CUE	Cue Resources Ltd	Tier2	Mineral Exploration/Development
CLN	Culane Energy Corp.	Tier2	Oil and Gas Exploration and Production
CWQ	Curlew Lake Resources Inc.	Tier2	Oil & Gas Exploration/Development
CUI	Currie Rose Resources Inc.	Tier2	Gold Mining
CY	Cybersurf Corp	Tier2	Internet Technology
CYP	Cypress Development Corp.	Tier2	Mining (Except Oil & Gas)

## Chapter 7

Symbol	Company	Section	Business
CHS	Cypress Hills Resource Corp.	Tier2	Oil & Gas Exploration/Development
CRX	Cytiva Software Inc.	Tier2	Internet Recruiting Services
DBO	D-Box Technologies Inc.	Tier2	Entertainment
DFC.H	D-Fense Capital Ltd.	NEX	Capital Pool Company
DEQ	DEQ Systems Corp.	Tier1	Computer And Electronic Product Manufacturing
DOT	DOT Resources Ltd.	Tier2	Mining
DPV.P	DPVC Inc	Tier2	Capital Pool Company
DXX	DXStorm.com Inc	Tier2	Internet Commerce
DAC	Dacha Capital Inc.	Tier1	Investment Banking
DCC.P	Dagilev Capital Corp	Tier2	Capital Pool Company
DJI	Dajin Resources Corp.	Tier2	Gold Mining
DAL	Dalmac Energy Inc.	Tier2	Oil and Gas Services
DBL	Darnley Bay Resources Limited	Tier1	Mining (Non-Oil&Gas) Exploration/Development
DAT	Datacom Wireless Corporation	Tier1	Other Telecommunications
DAI.H	Datinvest International Ltd.	NEX	Temporarily Unclassified
DTE	Daytona Energy Corp	Tier2	Oil & Gas Exploration/Development
DEC	Decade Resources Ltd	Tier2	Mining
DDY	Decision Dynamics Technology Ltd.	Tier1	Computer Systems Design and Related Services
DCR.P	Decourcy Capital Corp	Tier2	Capital Pool Company
DEF.P	Defiance Capital Corp	Tier2	Capital Pool Company
DLL	Deloro Resources Ltd.	Tier2	Oil & Gas Exploration/Development
DEV	Delta Exploration Inc.	Tier2	Mineral Exploration/Development
DTA	Dentonia Resources Ltd.	Tier2	Diamond Exploration
DRK	Derek Oil & Gas Corporation	Tier2	Oil & Gas Exploration/Development
DAU	Desert Gold Ventures	Tier2	Resource
DES	Desmarais Energy Corp	Tier2	Oil & Gas Exploration/Development
DEX	Detector Exploration Ltd.	Tier2	Oil & Gas Exploration/Development
DVE	DevStudios International Inc.	Tier2	Educational Software Authoring Tools
DVC.H	Devin Energy Corporation	NEX	Conventional Oil and Gas Extraction
DSH	Devonshire Resources Ltd.	Tier2	Diamond Exploration
DIB	Dia Bras Exploration Inc.	Tier2	Mining (Non-Oil&Gas) Exploration/Development
DMA	DiaMedica Inc.	Tier1	Biotechnology Research &/or Development
DRL	Diadem Resources Ltd	Tier2	Mining (Except Oil & Gas)
DGE	Diagem Inc	Tier2	Mineral Exploration/Development
ADK	Diagnos Inc	Tier2	Software Development
DMI	Diamcor Mining Inc	Tier2	Diamond Mining
DIX	Diamond Exploration Inc	Tier2	Diamond Exploration and Development
DOD	Diamond Frank Exploration Inc	Tier2	Mineral Exploration/Development
DMD	Diamond Hawk Mining Corp.	Tier2	Mineral Exploration/Development
DSP	Diamondex Resources Ltd.	Tier1	Diamond Exploration
DDN	Diamonds North Resources	Tier1	Diamond Exploration
DOR	Dianor Resources Inc.	Tier1	Mining (Except Oil & Gas)
DIG	Digger Resources Inc.	Tier2	Gold And Silver Mining
DIL	Digifonica International Inc	Tier2	Utilities - Telephone
DOS	Dios Exploration Inc	Tier2	Mineral Exploration/Development
DCY	Discovery-Corp Enterprises Inc.	Tier2	Mining (Except Oil & Gas)
DIS	Disenco Energy PLC	Tier2	Alternative Energy
DIT	Ditem Explorations Inc.	Tier2	Mining (Except Oil & Gas)
DVQ.H	Divcom Lighting Inc.	NEX	Temporarily Unclassified
DVS	Diversified Industries Ltd.	Tier2	Technology Research and Development
DIV	Diversinet Corp	Tier1	Wireless Technologies
DOB.P	Dobhai Ventures Inc	Tier2	Capital Pool Company
DLV	Dolly Varden Resources Inc.	Tier2	Mining (Non-Oil&Gas) Exploration/Development
DV	Dome Ventures Corporation US\$	Tier2	Mineral Exploration/Development
DON	Donner Metals Ltd.	Tier2	Mining
DRI	Dorato Resources Inc.	Tier2	Mineral Exploration/Development
DOX	Dorex Minerals Inc	Tier2	Mineral Exploration/Development
DPE	Drake Pacific Entprs Ltd	Tier2	Oil & Gas Exploration/Development
DMV.P	Dreamweaver Capital Corp	Tier2	Capital Pool Company
DLA	Drift Lake Resources Inc	Tier2	Mining
DXE	Dualex Energy International Inc.	Tier2	Oil and Gas Exploration and Development
DNI	Dumont Nickel Inc.	Tier1	Exploration/Development
DPH	Duncan Park Holdings Corporation	Tier2	Mineral Exploration/Development
DUN	Duncastle Gold Corp	Tier2	Mineral Exploration/Development
DDX	Dundarave Resources Inc.	Tier2	Mining (Non-Oil&Gas) Exploration/Development
DRV	Duran Ventures Inc.	Tier2	Mining (Non-Oil&Gas) Exploration/Development
DGO	Durango Capital Corp.	Tier2	Mining
DYA	Dynamic Fuel Systems Inc.	Tier2	Other Automotive Mechanical and Electrical

## Chapter 7

Symbol	Company	Section	Business
			Repair and Maintenance
DNR	Dynamite Resources Ltd	Tier2	Mineral Exploration/Development
DDC	Dynastar Inc	Tier2	Oil & Gas Enhancement Technology
DNY	Dynasty Gaming Inc	Tier2	Information Technology
DYG	Dynasty Gold Corp.	Tier2	Exploration/Development
DNX	Dynex Power Inc.	Tier2	Manufacture & Design of Power Semiconductors
EEV	E-Energy Ventures Inc.	Tier2	Gold And Silver Mining
EXZ	E-xact Transactions Ltd. US\$	Tier2	Software Development
EGC.H	E.G. Capital Inc.	NEX	Industrial Construction
ESV	E.S.I. Environmental Sensors Inc.	Tier1	Manufacturing of High Technology Industrial Products
EFT	EFT Canada Inc	Tier2	Software Developer & Marketer
M	EMM Energy Inc.	Tier2	Oil & Gas Exploration/Development
ESR	ERA Carbon Offsets Ltd	Tier2	Other Support Services
ESO	ESO Uranium Corp.	Tier2	Mining Exploration
ESE	ESTec Systems Corp.	Tier2	Management, Scientific And Technical Consulting Services
EXM	EXMIN Resources Inc.	Tier1	Mining (Non-Oil & Gas) Exploration/Development
ETR.H	Eacom Timber Corporation	NEX	Temporarily Unclassified
EAG	Eagle Hill Exploration Corporation	Tier2	Mineral Exploration/Development
EPL	Eagle Plains Resources Ltd.	Tier2	Exploration/Development
ERX	Eagle Rock Exploration Ltd	Tier2	Oil and Gas Exploration and Development
EGE	Eagle Star Petroleum Corp	Tier2	Oil & Gas Company
EEL	Eaglecrest Explorations Ltd.	Tier1	Exploration/Development
EWD	Eaglewood Energy Inc	Tier2	Oil and Gas Exploration and Development
ERL.H	Earl Resources Limited	NEX	Gold And Silver Mining
EWK	Earthworks Industries Inc.	Tier2	Facilities Support Services
EAS	East Asia Minerals Corporation	Tier2	Mineral Exploration/Development
EEC	East Energy Corp.	Tier2	Mining
EWR	East West Resource Corporation	Tier2	Mineral Exploration/Development
ETF	Eastfield Resources Ltd.	Tier1	Gold And Silver Mining
ECO.P	Echelon Capital Corporation	Tier2	Capital Pool Company
EEI	Echo Energy Canada Inc.	Tier1	Oil and Gas Exploration and Development
EES	EcoMax Energy Services Ltd.	Tier2	Services to Oil and Gas Extraction
EC	Ecometals Limited	Tier2	Mineral Exploration/Development
EDW.P	Edgewater Exploration Ltd	Tier2	Capital Pool Company
ELN	El Nino Ventures Inc.	Tier1	Base Metal
ELT	Electra Gold Ltd.	Tier2	Gold Mining
ESC	Electric-Spin Ltd.	Tier2	Technology
ELW	Elkwater Resources Ltd.	Tier2	Oil & Gas Extraction
ELA	Eloda Corporation	Tier2	Software Developer & Marketer
ELO	Eloro Resources Ltd.	Tier2	Mining
ELY	Ely Gold & Minerals Inc	Tier2	Mining
EMG	EmerGeo Solutions Worldwide Inc.	Tier2	Software Development
EBY	Emerald Bay Energy Inc	Tier2	Oil & Gas Exploration/Development
EIR	Emerald Isle Resources Inc.	Tier2	Gold Mining
ERS.H	Emergence Resort Canada Inc.	NEX	Capital Pool Company
ERC.H	Emerick Resources Corp.	NEX	Mineral Exploration/Development
EMR	Emgold Mining Corporation	Tier2	Mining (Non-Oil&Gas) Exploration/Development
EII.P	Eminence Capital II Inc	Tier2	Capital Pool Company
EIL	Empire Industries Ltd	Tier1	General Construction Contractor
EPC	Empire Mining Corporation	Tier2	Mineral Exploration/Development
EM	Empirical Inc	Tier2	Other Management Consulting Services
EPT	Empower Technologies Corporation	Tier1	Software Development
ENW	EnWave Corporation	Tier2	Manufacturing of High Technology Industrial Products
ENA	Enablence Technologies Inc	Tier1	Research and Development in the Physical, Engineering and Life Sciences
EDG	Endurance Gold Corporation	Tier2	Mineral Exploration/Development
EGD	Energold Drilling Corp.	Tier1	Mineral Exploration/Development
ENG	Energulf Resources Inc.	Tier2	Oil & Gas Company
EGN	Engineering.com Incorporated	Tier1	Internet Commerce
EOR	Enhanced Oil Resources Inc.	Tier2	Oil and Gas Extraction
ENP	Enpar Technologies Inc.	Tier2	Waste Water Treatment
ENQ	Enquest Energy Services Corp.	Tier1	Support Activities for Oil and Gas Operations
ENS	Enseco Energy Services Corp	Tier1	Support Activities for Oil and Gas Operations
ENV	Enssolutions Group Inc.	Tier2	Industrial
EER	Enterprise Energy Resources Ltd.	Tier2	Oil & Gas Company
GEC	Enviro Energy Capital Corp	Tier2	Mineral Exploration/Development
EWS	Environmental Waste International Inc.	Tier2	Waste Management And Remediation Services

## Chapter 7

Symbol	Company	Section	Business
EKD	Epic Data International Inc	Tier2	Industrial/Technology
EBN	Epicore BioNetworks Inc.	Tier2	Aquaculture
EQT	Equitech Corporation	Tier2	Research and Development of Pharmaceutical Products
ERG	Ergoresearch Ltd.	Tier2	Ergonomics and Orthopedics
EV	Erin Ventures Inc	Tier2	Mining Exploration
EGT	Escape Gold Inc.	Tier2	Mineral Exploration/Development
EPZ	Esperanza Silver Corporation	Tier1	Mineral Exploration/Development
ESS	Esstra Industries Inc.	Tier2	Credit Intermediation And Related Activities
ECC.P	Ethos Capital Corp	Tier2	Capital Pool Company
EMX	Eurasian Minerals Inc.	Tier1	Mining Exploration
EUK	Eureka Resources, Inc.	Tier2	Gold And Silver Mining
EUO	Eurocontrol Technics Inc.	Tier2	Electrical Equipment Manufacturing
EUG	Eurogas Corporation	Tier2	Oil and Gas Exploration and Development
EOX	Euromax Resources Ltd	Tier2	Mining Exploration
ETI	Even Technologies Inc	Tier2	Software Developer & Marketer
EBC.H	Everbright Capital Corporation	NEX	Capital Pool Company
EVA.P	Everclear Capital Ltd	Tier2	Capital Pool Company
EVE.P	Everest Ventures Corp	Tier2	Capital Pool Company
EAR	Everett Resources Ltd	Tier2	Mineral Exploration/Development
TNA	Evergreen Gaming Corporation	Tier1	Casino Gaming and Hotels
EVR	Everton Resources Inc.	Tier2	Mining (Except Oil & Gas)
EVG	Evolving Gold Corp	Tier1	Mineral Exploration/Development
EX	Exceed Energy Inc.	Tier2	Oil and Gas Exploration and Production
EGM	Excel Gold Mining Inc	Tier2	Mineral Exploration/Development
ELE	Excelsior Energy Limited	Tier2	Oil and Gas Exploration and Development
MIN.P	Excelsior Mining Corp	Tier2	Capital Pool Company
EXQ.H	Exchequer Resource Corp	NEX	Resource Company
XLT	ExelTech Aerospace Inc.	Tier1	Airline & Aerospace Products & Services
XRC	Exeter Resource Corporation	Tier1	Gold And Silver Mining
ERI	Exile Resources Inc	Tier2	Oil & Gas Company
EXS	Explor Resources Inc.	Tier2	Mining (Except Oil & Gas)
EXO	Explorator Resources Inc.	Tier2	Copper Mining
EY	Extenway Solutions Inc.	Tier2	Computer Systems Design and Related Services
EYE	Eyelogic Systems Inc.	Tier2	Computer, Computer Peripheral and Pre-Packaged Software Wholesaler-Distributors
FMX.H	FMX Ventures Inc	NEX	Medical Devices Manufacturing
FRV	FRV Media Inc.	Tier1	Motion Picture and Video Production
FTI	FTI Foodtech International Inc.	Tier2	Food Manufacturing, Food Distribution and Resource Operation
FBF	Fab-Form Industries Ltd.	Tier2	Manufacturing of High Technology Industrial Products
FIC.H	Fairchild Investments Ltd.	NEX	Pharmaceuticals, Toiletries, Cosmetics And Sundries Wholesaler-Distributors
FLA	Fairmile Goldtech Inc.	Tier2	Precious Metals Exploration and Development
FMT	Fairmount Energy Inc.	Tier1	Oil and Gas Exploration and Production
FO	Falcon Oil & Gas Ltd	Tier2	Oil and Gas Exploration and Production
FIX	Falcon Ventures International Inc.	Tier2	Mineral Exploration/Development
FAM	Family Memorials Inc	Tier2	Cemeteries and Crematoria
FNC	Fancamp Exploration Ltd.	Tier2	Gold And Silver Mining
FPC	Fareport Capital Inc.	Tier2	Transportation Services
FOX	Fiber Optic Systems Technology, Inc.	Tier2	Development, Design, Manufacture and Sale of Fiber Optic Sensors & Related Monitoring Instruments
FBR.H	Fibre-Crown Manufacturing Inc	NEX	Fabricator and distributor of construction products
FB	Fibresources Corporation	Tier2	Software Development
FLX	Fieldex Exploration Inc.	Tier2	Mineral Exploration/Development
FVR	Finavera Renewables Inc.	Tier2	Other Electric Power Generation
FYL	Finlay Minerals Ltd	Tier2	Mining (Non-Oil&Gas) Exploration/Development
FRD.P	Firebird Capital Partners Inc	Tier2	Capital Pool Company
FTR	Firesteel Resources Inc.	Tier2	Mining Exploration and Development
FV	Firestone Ventures Inc.	Tier2	Mining Exploration
FSW	Fireswirl Technologies Inc	Tier2	Software Development
FBX	First Bauxite Corporation	Tier2	Mining
EFG	First Gold Exploration Inc	Tier2	Mineral Exploration/Development
FI	First Idaho Resources Inc.	Tier2	Change of Business/Reverse Takeover under review
UNO	First Narrows Resources Corp.	Tier2	Mining (Non-Oil&Gas) Exploration/Development
FPX	First Point Minerals Corp	Tier2	Mineral Exploration/Development
FPV.H	First Pursuit Ventures Ltd.	NEX	Mineral Exploration/Development
FSR	First Source Resources Inc	Tier2	Mineral Exploration/Development

## Chapter 7

Symbol	Company	Section	Business
FS	First Star Resources Inc	Tier2	Resource Exploration/Development
FWF.P	First Western Financial Ventures Inc	Tier2	Capital Pool Company
FLD	Firstland Energy Ltd	Tier2	Oil & Gas Exploration/Development
FIS	Fission Energy Corp	Tier1	Uranium Mining
FSC.P	Fitch Street Capital Corp	Tier2	Capital Pool Company
FEX	Fjordland Exploration Inc	Tier2	Mineral Exploration/Development
FLG	Flukong Enterprise Inc.	Tier2	Computer And Electronic Product Manufacturing
FAB	Flying A Petroleum Ltd.	Tier2	Oil & Gas Exploration
FOI	Focini International Inc.	Tier2	Specialty Advertising Distributors
FCV.H	Focus Ventures Ltd.	NEX	Internet Commerce
FMG	Fomack Energy Inc.	Tier2	Oil & Gas Exploration/Development
FOM	Foran Mining Corporation	Tier2	Copper and Zinc Mining
FEN	Forent Energy Inc	Tier1	Oil and Gas Extraction
FME	Forest & Marine Investments Ltd.	Tier1	Other Financial Investment Activities
FGT	Forest Gate Resources Inc.	Tier2	Oil and Gas Exploration and Development
FTE	Forterra Environmental Corp	Tier2	Fertilizer Manufacturing
FST	Fortress Minerals Corp.	Tier2	Mineral Exploration/Development
FTC.P	Fortriu Capital Corp	Tier2	Capital Pool Company
FRT	Fortsum Business Solutions Inc	Tier1	Computer Systems Design and Related Services
FVI	Fortuna Silver Mines Inc.	Tier1	Mineral Exploration/Development
FRX	Fortune River Resource Corp.	Tier2	Precious Metals Exploration and Development
FVX	Fortune Valley Resources Inc.	Tier2	Mineral Exploration/Development
FDC	Forum Uranium Corp.	Tier2	Exploration/Development
FDN.P	Foundation Resources Inc	Tier2	Capital Pool Company
FAX	Fox Resources Ltd	Tier2	Junior Natural Resource
FBI	Franchise Bancorp Inc.	Tier2	Miscellaneous Store Retailers
FSN	Franchise Services of North America Inc.	Tier1	Automotive Equipment Rental and Leasing
FFX	Free Energy International Inc	Tier2	Technology
F.H	Freeport Capital Inc	NEX	Capital Pool Company
FRI	Freeport Resources Inc.	Tier2	Metal Ore Mining
FWR	Freewest Resources Canada Inc.	Tier1	Mining Exploration
GAZ	Fronsac Capital Inc	Tier2	Real Estate & Rental and Leasing
FMM	Full Metal Minerals Ltd.	Tier2	Mineral Exploration/Development
FEB	Functional Technologies Corp	Tier2	Research and Development
FYT	Fytokem Products Inc	Tier2	Pharmaceutical And Medicine Manufacturing
GIE	G.I.E. Environment Technolgies Ltd.	Tier2	Soil Decontamination
GXG	G4G Resources Ltd	Tier2	Junior Natural Resource Mining
GAC.P	GA Capital Corp	Tier2	Capital Pool Company
GBO	GBO Inc	Tier1	Manufacturing
GBS.H	GBS Gold International Inc.	NEX	Junior Natural Resource Mining
GDE	GC-Global Capital Corp	Tier2	Merchant Banking
EGT	Escape Gold Inc.	Tier2	Mineral Exploration/Development
EPZ	Esperanza Silver Corporation	Tier1	Mineral Exploration/Development
ESS	Esstra Industries Inc.	Tier2	Credit Intermediation And Related Activities
ECC.P	Ethos Capital Corp	Tier2	Capital Pool Company
EMX	Eurasian Minerals Inc.	Tier1	Mining Exploration
EUK	Eureka Resources, Inc.	Tier2	Gold And Silver Mining
EUO	Eurocontrol Technics Inc.	Tier2	Electrical Equipment Manufacturing
EUG	Eurogas Corporation	Tier2	Oil and Gas Exploration and Development
EOX	Euromax Resources Ltd	Tier2	Mining Exploration
ETI	Even Technologies Inc	Tier2	Software Developer & Marketer
EBC.H	Everbright Capital Corporation	NEX	Capital Pool Company
EVA.P	Everclear Capital Ltd	Tier2	Capital Pool Company
EVE.P	Everest Ventures Corp	Tier2	Capital Pool Company
EAR	Everett Resources Ltd	Tier2	Mineral Exploration/Development
TNA	Evergreen Gaming Corporation	Tier1	Casino Gaming and Hotels
EVR	Everton Resources Inc.	Tier2	Mining (Except Oil & Gas)
EVG	Evolving Gold Corp	Tier1	Mineral Exploration/Development
EX	Exceed Energy Inc.	Tier2	Oil and Gas Exploration and Production
EGM	Excel Gold Mining Inc	Tier2	Mineral Exploration/Development
ELE	Excelsior Energy Limited	Tier2	Oil and Gas Exploration and Development
MIN.P	Excelsior Mining Corp	Tier2	Capital Pool Company
EXQ.H	Exchequer Resource Corp	NEX	Resource Company
XLT	ExelTech Aerospace Inc.	Tier1	Airline & Aerospace Products & Services
XRC	Exeter Resource Corporation	Tier1	Gold And Silver Mining
ERI	Exile Resources Inc	Tier2	Oil & Gas Company
EXS	Explor Resources Inc.	Tier2	Mining (Except Oil & Gas)
EXO	Explorator Resources Inc.	Tier2	Copper Mining

## Chapter 7

Symbol	Company	Section	Business
EY	Extenway Solutions Inc.	Tier2	Computer Systems Design and Related Services
EYE	Eyelogic Systems Inc.	Tier2	Computer, Computer Peripheral and Pre-Packaged Software Wholesaler-Distributors
FMX.H	FMX Ventures Inc	NEX	Medical Devices Manufacturing
FRV	FRV Media Inc.	Tier1	Motion Picture and Video Production
FTI	FTI Foodtech International Inc.	Tier2	Food Manufacturing, Food Distribution and Resource Operation
FBF	Fab-Form Industries Ltd.	Tier2	Manufacturing of High Technology Industrial Products
FIC.H	Fairchild Investments Ltd.	NEX	Pharmaceuticals, Toiletries, Cosmetics And Sundries Wholesaler-Distributors
FLA	Fairmile Goldtech Inc.	Tier2	Precious Metals Exploration and Development
FMT	Fairmount Energy Inc.	Tier1	Oil and Gas Exploration and Production
FO	Falcon Oil & Gas Ltd	Tier2	Oil and Gas Exploration and Production
FIX	Falcon Ventures International Inc.	Tier2	Mineral Exploration/Development
FAM	Family Memorials Inc	Tier2	Cemeteries and Crematoria
FNC	Fancamp Exploration Ltd.	Tier2	Gold And Silver Mining
FPC	Fareport Capital Inc.	Tier2	Transportation Services
FOX	Fiber Optic Systems Technology, Inc.	Tier2	Development, Design, Manufacture and Sale of Fiber Optic Sensors & Related Monitoring Instruments
FBR.H	Fibre-Crown Manufacturing Inc	NEX	Fabricator and distributor of construction products
FB	Fibresources Corporation	Tier2	Software Development
FLX	Fieldex Exploration Inc.	Tier2	Mineral Exploration/Development
FVR	Finavera Renewables Inc.	Tier2	Other Electric Power Generation
FYL	Finlay Minerals Ltd	Tier2	Mining (Non-Oil&Gas) Exploration/Development
FRD.P	Firebird Capital Partners Inc	Tier2	Capital Pool Company
FTR	Firesteel Resources Inc.	Tier2	Mining Exploration and Development
FV	Firestone Ventures Inc.	Tier2	Mining Exploration
FSW	Fireswirl Technologies Inc	Tier2	Software Development
FBX	First Bauxite Corporation	Tier2	Mining
EFG	First Gold Exploration Inc	Tier2	Mineral Exploration/Development
FI	First Idaho Resources Inc.	Tier2	Change of Business/Reverse Takeover under review
UNO	First Narrows Resources Corp.	Tier2	Mining (Non-Oil&Gas) Exploration/Development
FPX	First Point Minerals Corp	Tier2	Mineral Exploration/Development
FPV.H	First Pursuit Ventures Ltd.	NEX	Mineral Exploration/Development
FSR	First Source Resources Inc	Tier2	Mineral Exploration/Development
FS	First Star Resources Inc	Tier2	Resource Exploration/Development
FWF.P	First Western Financial Ventures Inc	Tier2	Capital Pool Company
FLD	Firstland Energy Ltd	Tier2	Oil & Gas Exploration/Development
FIS	Fission Energy Corp	Tier1	Uranium Mining
FSC.P	Fitch Street Capital Corp	Tier2	Capital Pool Company
FEX	Fjordland Exploration Inc	Tier2	Mineral Exploration/Development
FLG	Flukong Enterprise Inc.	Tier2	Computer And Electronic Product Manufacturing
FAB	Flying A Petroleum Ltd.	Tier2	Oil & Gas Exploration
FOI	Focini International Inc.	Tier2	Specialty Advertising Distributors
FCV.H	Focus Ventures Ltd.	NEX	Internet Commerce
FMG	Fomack Energy Inc.	Tier2	Oil & Gas Exploration/Development
FOM	Foran Mining Corporation	Tier2	Copper and Zinc Mining
FEN	Forent Energy Inc	Tier1	Oil and Gas Extraction
FME	Forest & Marine Investments Ltd.	Tier1	Other Financial Investment Activities
FWR	Freewest Resources Canada Inc.	Tier1	Mining Exploration
GAZ	Fronsac Capital Inc	Tier2	Real Estate & Rental and Leasing
FMM	Full Metal Minerals Ltd.	Tier2	Mineral Exploration/Development
FEB	Functional Technologies Corp	Tier2	Research and Development
FYT	Fytokem Products Inc	Tier2	Pharmaceutical And Medicine Manufacturing
GIE	G.I.E. Environment Technologies Ltd.	Tier2	Soil Decontamination
GXG	G4G Resources Ltd	Tier2	Junior Natural Resource Mining
GAC.P	GA Capital Corp	Tier2	Capital Pool Company
GBO	GBO Inc	Tier1	Manufacturing
GBS.H	GBS Gold International Inc.	NEX	Junior Natural Resource Mining
GDE	GC-Global Capital Corp	Tier2	Merchant Banking
GDG	GDG Environment Group Ltd	Tier1	Support Activities for Agriculture and Forestry
GM	GEO Minerals Ltd	Tier2	Mineral Exploration/Development
GFE.P	GFE Capital Corp	Tier2	Capital Pool Company
GFK	GFK Resources Inc.	Tier2	Junior Natural Resource Mining
GFM.H	GFM Resources Limited	NEX	Gold And Silver Mining
GGL	GGL Diamond Corp.	Tier2	Exploration/Development
GHJ.P	GHJ Capital Inc	Tier2	Capital Pool Company
GMV	GMV Minerals Inc	Tier2	Mineral Exploration/Development

## Chapter 7

Symbol	Company	Section	Business
MOB.P	GT Canada Capital Corporation	Tier2	Capital Pool Company
GTA.P	GTA CorpFin Capital Inc	Tier2	Capital Pool Company
GTR.H	GTO Resources Inc.	NEX	Mining (Except Oil & Gas)
GWQ	GWR Resources Inc.	Tier2	Exploration/Development
GRD.H	Gainey Resources Ltd.	NEX	Change of Business/Reverse Takeover under review
GAX	Galahad Metals Inc	Tier2	Mining (Except Oil & Gas)
GAL	Galantas Gold Corporation	Tier2	Mining (Except Oil & Gas)
GFP	Gale Force Petroleum Inc	Tier2	Oil and Gas Drilling and Servicing
FYI	Galena Capital Corp	Tier2	Mineral Exploration/Development
GTO.P	Galena International Resources Ltd	Tier2	Capital Pool Company
GOI.H	Galleria Opportunities Inc.	NEX	Oil & Gas Extraction
GLE	Gallic Energy Ltd	Tier2	Holding & Investment
GRI	Galore Resources Inc	Tier2	Mineral Exploration/Development
GAV	Galvanic Applied Sciences Inc	Tier1	Oil & Gas Enhancement Technology
GWY	Galway Resources Ltd	Tier2	Mineral Exploration/Development
GGI	Garibaldi Resources Corp.	Tier2	Non-Metallic Mineral Mining And Quarrying
GAU	Garrison International Ltd.	Tier2	Mining Exploration and Development
GG	Garson Gold Corp	Tier2	Gold Mining
GMR	Gastem Inc.	Tier2	Oil and Gas Exploration
GTZ	Gatorz Inc	Tier2	Eyewear and Apparel Design
GTV	Gee-Ten Ventures Inc.	Tier2	Exploration/Development
GKX	Gemini Corporation	Tier1	Services to Oil and Gas Extraction
GPL	General Mining Properties Ltd	Tier2	Mining
GNW.P	Genius World Investments Limited	Tier2	Capital Pool Company
GNO	Genoil Inc.	Tier1	Oil & Gas Enhancement Technology
GIC	Genterra Inc	Tier2	Real Estate
GXM	Geodex Minerals Ltd.	Tier2	Mining (Non-Oil&Gas) Exploration/Development
GXL	Geoinformatics Exploration Inc	Tier2	Information Technology
GET.P	Georgetown Capital Corp	Tier2	Capital Pool Company
GXR	Georox Resources Inc.	Tier2	Gold Mining
GTC	Getty Copper Inc.	Tier2	Mineral Exploration/Development
GIG.P	Giga Capital Corporation	Tier2	Capital Pool Company
GB	Ginger Beef Corporation	Tier1	Food Manufacturing
GEG	Ginguro Exploration Inc	Tier2	Mining
GLM	Glamis Resources Ltd.	Tier2	Oil and Gas Exploration and Production
GEL	Glass Earth Gold Limited	Tier2	Mineral Exploration/Development
GRL	Gleichen Resources Ltd	Tier2	Metal Ore Mining
GER	Glen Eagle Resources Inc	Tier2	Mining Exploration and Development
GHM	Glen Hawk Minerals Ltd.	Tier2	Resource Company
GLT.P	Glenthorne Enterprises Inc	Tier2	Capital Pool Company
GLI.P	Global Alternative Investments Inc	Tier2	Capital Pool Company
GDV	Global Development Resources, Inc. US\$	Tier2	Merchant Banking
GLK	Global Energy Services Ltd.	Tier1	Oil and Gas Services
BOB	Global Hunter Corp.	Tier2	Exploration/Development
GKL.P	Global Key Investment Limited	Tier2	Capital Pool Company
CTG	Global Minerals Ltd	Tier2	Non-Metallic Mineral Mining And Quarrying
GTT.H	Global Tree Technologies Inc	NEX	Exploration/Development
GU	Global Uranium Corporation	Tier2	Mineral Exploration/Development
GBC	GlobeCom International Inc.	Tier2	Computer Systems Design and Related Services
GMN	GobiMin Inc.	Tier2	Metal Ore Mining
GDA.P	Golconda Capital Corp	Tier2	Capital Pool Company
GA	Golconda Resources Ltd.	Tier2	Metal Ore Mining
GBB	Gold Bullion Development Corp.	Tier2	Mining (Non-Oil&Gas) Exploration/Development
GCU	Gold Canyon Resources Inc.	Tier2	Gallium and Gold Exploration
CGK	Gold Hawk Resources Inc.	Tier2	Exploration/Development
GJB.P	Gold Jubilee Capital Corp	Tier2	Capital Pool Company
GKY.P	Gold Key Capital Corp	Tier2	Capital Pool Company
GPE	Gold Point Energy Corp.	Tier2	Resource
GPO	Gold Port Resources Ltd.	Tier2	Mineral Exploration/Development
GRV	Gold Reach Resources Ltd	Tier2	Mining
GXX	Gold Star Resources Corp.	Tier2	Resource Exploration/Development
GSM	Gold Summit Corporation	Tier2	Gold And Silver Exploration
GLW	Gold Wheaton Gold Corp	Tier1	Junior Natural Resource Mining
GDW	Gold World Resources Inc	Tier2	Junior Natural Resource
GOZ	Gold-Ore Resources Ltd	Tier2	Mineral Exploration/Development
GQC	GoldQuest Mining Corp.	Tier2	Mineral Exploration/Development
GDB.P	Goldbard Capital Corporation	Tier2	Capital Pool Company
GBK	Goldbrook Ventures Inc	Tier1	Non-Metallic Mineral Mining And Quarrying

## Chapter 7

Symbol	Company	Section	Business
GCN	Goldcliff Resource Corporation	Tier2	Mining (Non-Oil&Gas) Exploration/Development
GAI	Golden Arch Resources Ltd.	Tier2	Gold And Silver Mining
GRG	Golden Arrow Resources Corporation	Tier2	Mineral Exploration/Development
GBN	Golden Band Resources Inc.	Tier1	Metal Ore Mining
GCC	Golden Cariboo Resources Ltd.	Tier2	Mineral Exploration/Development
GCR	Golden Chalice Resources Inc.	Tier2	Natural Resource Mining
GOM	Golden Dawn Minerals Inc	Tier2	Mineral Exploration/Development
GDR	Golden Dory Resources Corp.	Tier2	Mining
GNG	Golden Goliath Resources Ltd.	Tier2	Gold And Silver Mining
GGR	Golden Goose Resources Inc.	Tier1	Mineral Exploration/Development
GHR	Golden Harp Resources Inc	Tier2	Mineral Exploration/Development
GHA.H	Golden Hat Resources Inc.	NEX	Gold And Silver Mining
GNH	Golden Hope Mines Limited	Tier2	Mineral Exploration/Development
GOT	Golden Oasis Exploration Corp	Tier2	Mineral Exploration/Development
GOE	Golden Odyssey Mining Inc.	Tier2	Mining
GPC.P	Golden Pacific Capital Corporation	Tier2	Capital Pool Company
GRR	Golden Reign Resources Ltd	Tier2	Mineral Exploration/Development
GSH	Golden Share Mining Corporation	Tier2	Mineral Exploration/Development
GST	Golden Sunset Trail Inc.	Tier2	Mining
GOG	Golden Tag Resources Ltd.	Tier2	Mining (Non-Oil&Gas) Exploration/Development
GZZ	Golden Valley Mines Ltd.	Tier2	Mining (Except Oil & Gas)
GDZ	Goldex Resources Corporation	Tier2	Resource Company
GGY	Goldeye Explorations Limited	Tier2	Other Metal Ore Mining
GDF.H	Goldfarb Corporation, The cl A sv	NEX	Temporarily Unclassified
GMK	Goldmark Minerals Ltd.	Tier2	Gold And Silver Mining
GCP	Goldminco Corporation	Tier2	Gold And Silver Mining
GNZ	Goldnev Resources Inc.	Tier2	Gold And Silver Mining
GOR	Goldrea Resources Corp	Tier2	Mining (Non-Oil&Gas) Exploration/Development
GOD	Goldrush Resources Ltd.	Tier2	Mining (Non-Oil&Gas) Exploration/Development
GXS	Goldsource Mines Inc.	Tier2	Mining (Non-Oil&Gas) Exploration/Development & Production
GSS	Gossan Resources Limited	Tier2	Mining (Non-Oil&Gas) Exploration/Development
GWA	Gowest Amalgamated Resources Ltd.	Tier2	Non-Metallic Mineral Mining And Quarrying
GPK	Grand Peak Capital Corp US\$	Tier2	Banking Industry
GPW	Grand Power Logistics Group Inc.	Tier1	Support Activities For Transportation
GPG	Grande Portage Resources Ltd.	Tier2	Gold And Silver Mining
GRA.H	Graniz Mondal Inc.	NEX	Mining (Non-Oil&Gas) Exploration/Development
GE	Granville Pacific Capital Corp.	Tier2	Other Residential Care Facilities
GEE	Grasslands Entertainment Inc	Tier2	Entertainment
GRW	Gravity West Mining Corp.	Tier2	Gold Mining
GRK	Gray Rock Resources Ltd.	Tier2	Mineral Exploration/Development
GYD	Grayd Resource Corporation	Tier1	Gold and Base Metal Mining
GTN	Great Eastern Corporation Limited (The)	Tier1	Other Financial Investment Activities
GGM	Great Gold Mines N.L.	Tier2	Mineral Exploration/Development
GPI	Great Pacific International Inc.	Tier2	Oil and Gas Exploration and Production
GQ	Great Quest Metals Ltd.	Tier2	Mining (Non-Oil&Gas) Exploration/Development
GSR	Great Southern Enterprises Corp.	Tier2	Mining Exploration
GWG	Great Western Minerals Group Ltd	Tier2	Rare Metals Exploration and Development
GRP.P	Green Park Capital Corp	Tier2	Capital Pool Company
GSW.P	Green Swan Capital Corp	Tier2	Capital Pool Company
GVY	Green Valley Mine Incorporated	Tier2	Copper, Nickel, Lead And Zinc Mining
VGN	Greencastle Resources Ltd.	Tier2	Holding & Investment
GRF	Greenfield Financial Group Inc	Tier2	Loan Financing
GRX.H	Greenshield Explorations Limited	NEX	Resource Exploration/Development
GGO	Greentree Gas & Oil Ltd.	Tier2	Oil and Gas Exploration and Production
GGB.H	Greenwich Global Capital Inc	NEX	Capital Pool Company
GVG	Grenville Gold Corporation	Tier2	Mineral Exploration/Development
GIS	Grey Island Systems International Inc.	Tier2	Internet Application Service Provider
GSN	GridSense Systems Inc.	Tier2	Electrical Industrial Products Manufacturing
GZD	Grizzly Diamonds Ltd.	Tier2	Mining
GSA	Groundstar Resources Limited	Tier2	Oil & Gas Exploration/Development
GWC	Groupworks Financial Corp	Tier2	General Insurance Brokerage
GCH.H	Gtech International Resources Limited	NEX	Temporarily Unclassified
GX	Guardian Exploration Inc	Tier1	Oil and Gas Exploration and Development
GXI	Guestlogix Inc	Tier1	Technology
GDM.H	Guildhall Minerals Ltd	NEX	Mineral Exploration/Development
GUF	Gulf & Pacific Equities Corp.	Tier2	Real Estate
GUL	Gulf Shores Resources Ltd.	Tier2	Oil and Gas Exploration and Production

## Chapter 7

Symbol	Company	Section	Business
GMG	Gulfside Minerals Ltd.	Tier2	Oil & Gas Exploration/Development
HEO	H2O Innovation (2000) Inc	Tier2	Water treatment services
HFG	HFG Holdings Inc	Tier2	Oil and Gas Exploration and Development
HLD	HLD Land Development Limited Partnership	NEX	Real Estate Development
HES	HLT Energies Inc	Tier2	Heating Equipment and Commercial Refrigeration Equipment Manufacturing
HSF.P	HSF Capital Corporation	Tier2	Capital Pool Company
HTC	HTC Pureenergy Inc	Tier1	Research and Development of Alternative Energy
HTX.H	HTI Ventures Corp.	NEX	Oil & Gas Company
HET	HTN Inc.	Tier2	Medical Software Development
HAO	Habanero Resources Inc.	Tier2	Oil & Gas Exploration/Development
HAB	Habibi Resources Corporation	Tier2	Mining Exploration and Development
HHC	Halmont Properties Corporation cl A vtg shrs	Tier1	Real Estate Development
HLO	Halo Resources Ltd.	Tier1	Junior Natural Resource
HMG	Hana Mining Ltd	Tier2	Mining Exploration
HRL	Hansa Resources Limited	Tier2	Mining Exploration and Development
HAN.H	Hansa.net Global Commerce, Inc.	NEX	Electronic Commerce
HPY	Happy Creek Minerals Ltd	Tier2	Mineral Exploration/Development
HRT	Harte Gold Corp.	Tier2	Mining (Except Oil & Gas)
HVG	Harvest Gold Corp	Tier2	Gold Exploration
HAS	Hastings Resources Corp	Tier2	Mineral Exploration/Development
HAT	Hathor Exploration Limited	Tier2	Uranium Explorations & Development
HUI	Hawk Uranium Inc	Tier2	Mineral Exploration/Development
HKO	Hawkeye Gold & Diamond Inc.	Tier2	Mining (Non-Oil&Gas) Exploration/Development
HGC	Hawthorne Gold Corp	Tier1	Gold Mining
HPC	Healthpricer Interactive Limited	Tier2	Electronic Shopping and Mail-Order Houses
MDU	Healthscreen Solutions Incorporated	Tier2	Medical Software Development
HEC.P	Hedger Capital Inc	Tier2	Capital Pool Company
HJI	Helijet International Inc.	Tier1	Air Transportation
HRC	Helio Resource Corp.	Tier2	Mineral Exploration/Development
HEL	Hellix Ventures Inc.	Tier2	Oil & Gas Exploration/Development
HDC.P	Herdron Capital Corp	Tier2	Capital Pool Company
HFI.P	Hermes Financial Inc	Tier2	Capital Pool Company
HRD.P	High Rider Capital Inc	Tier2	Capital Pool Company
HRR	High Ridge Resources Inc	Tier2	Mineral Exploration/Development
HBK	Highbank Resources Ltd.	Tier2	Mineral Exploration/Development
HPI	Highbury Projects Inc	Tier2	Mineral Exploration/Development
HI	Highland Resources Inc	Tier2	Gold Exploration
HIL.P	Hill Top Resources Corp	Tier2	Capital Pool Company
HPH	Hillestad Pharmaceuticals Inc.	Tier2	Pharmaceuticals, Toiletries, Cosmetics And Sundries Wholesaler-Distributors
HMI	Hinterland Metals Inc	Tier2	Mining (Non-Oil&Gas) Exploration/Development
HA	Hodgins Auctioneers Inc.	Tier2	Auctioneering service, on a commission or fee basis, not done on own facilities
HVI.P	Hollingport Venture Inc	Tier2	Capital Pool Company
TUF	Honey Badger Exploration Inc.	Tier2	Mining (Non-Oil&Gas) Exploration/Development
HRZ	Horizon Industries Ltd.	Tier2	Oil & Gas Exploration/Development
HSX	Horseshoe Gold Mining Inc	Tier2	Exploration/Development
HST	Host International Holdings Inc.	Tier2	Agricultural Research and Processing
HLM	Houston Lake Mining Inc	Tier2	Exploration/Development
HUD	Hudson Resources Inc.	Tier2	Mineral Exploration/Development
HDA	Huldra Silver Inc.	Tier2	Exploration/Development
RUM	Humber Capital Corporation	Tier2	Retail Stores
HMB	Humboldt Capital Corporation	Tier1	Holding & Investment
HMP	Humpty's Restaurants International Inc.	Tier1	Food Services And Drinking Places
HEI	Huntington Exploration Inc	Tier2	Oil and Gas Exploration and Development
HGS	Hy-Drive Technologies Ltd.	Tier1	Hydrogen Technology Co.
HLS	Hydralogic Systems Inc	Tier2	Environmental water, waste and air treatment technologies
IBT	IBEX Technologies Inc	Tier1	Biotechnology/Biopharmaceutical
IBI	IBI Corporation	Tier2	Mineral Exploration/Development
ICX	ICS Copper Systems Ltd	Tier2	Mineral Exploration/Development
IDW	ID Watchdog, Inc	Tier1	Industrial/Technology
IDH.H	IDG Holdings Inc.	NEX	Temporarily Unclassified
IF	IFL Investment Foundation (Canada) Limited	Tier2	Holding & Investment
IGC	IGC Resources Inc.	Tier2	Mining Exploration
ILI	ILI Technologies (2002) Corp.	Tier2	Information Technology
IMR	IMA Exploration Inc.	Tier1	Other Metal Ore Mining

## Chapter 7

Symbol	Company	Section	Business
IPT	IMPACT Silver Corp.	Tier1	Resource
IEG	INTERCAP eCommerce Inc.	Tier2	Building Construction
IPX	IP Applications Corp.	Tier2	Internet Commerce
RFD	IPICO Inc.	Tier2	Developer & Distributor
IRI	IRI Separation Technologies Inc	Tier2	Research And Development In The Life Sciences
SUS.P	ISG Capital Corporation	Tier2	Capital Pool Company
ITK.P	ITOK Capital Corp	Tier2	Capital Pool Company
IZN	Iberian Minerals Corp	Tier2	All Other Non-Metallic Minerals Mining
IIE	Iciena Ventures Inc.	Tier2	Gold and Diamond Exploration
ICN	Icon Industries Limited	Tier2	Mineral Exploration/Development
IT	Icron Technologies Corporation	Tier2	Software and Hardware Developers
IPN	Ignition Point Technologies Corp.	Tier1	Broadband communications technology investment
IAS	ImaSight Corp.	Tier2	Measuring, Medical and Controlling Devices Manufacturing
IFX	Imaflex Inc.	Tier1	Other Plastic Product Mfg.
IMC	Immersive Media Corp.	Tier2	Audio & Video Equipment Manufacturing
IMM	Immunotec Inc.	Tier1	All Other Wholesaler-Distributors
IEI	Imperial Equities Inc.	Tier2	Real Estate
IGP	Imperial Ginseng Products Ltd.	Tier1	Ginseng Producers
INX	In-Touch Survey Systems Ltd	Tier1	Computer Software Programming Services
IXS	InNexus Biotechnology Inc.	Tier2	Biotechnology Research &/or Development
IPR	Inca Pacific Resources Inc.	Tier1	Copper-Molybdenum Mining
IME	Indicator Minerals Inc.	Tier2	Mineral Exploration/Development
IDI	Indico Resources Ltd.	Tier2	Mining & Oil & Gas Extraction
IGI.P	Industrial Growth Income Corporation	Tier2	Capital Pool Company
IXC	Industrialex Manufacturing Corp. US\$	Tier2	Application of Chemical Adhesions of products (metal,plastic,glass& printed circuit board assemblies)
INF.H	Infinite Resources Inc.	NEX	Mining Exploration and Development
IG	Infinito Gold Ltd	Tier1	Junior Natural Resource Mining
INL	Inlet Resources Ltd	Tier2	Resource
INR	Innovative Properties Inc.	Tier2	Property Management and Land Development
IN	Innovium Media Properties Corp.	Tier1	Venture Capital Investment Company
IOT	Innovotech Inc.	Tier2	Scientific Research And Development Services
IGX	IntelGenx Technologies Corp	Tier2	Research and Development in the Physical, Engineering and Life Sciences
IRO	Inter-Rock Minerals Inc.	Tier2	Limestone Quarries
ICH	Intercable Ich Inc	Tier2	Power and Communication Line and Related Structures Construction
IGO	Intergold Ltd	Tier2	Jewellery and Silverware Manufacturing
IB	International Beryllium Corporation	Tier2	Mineral Exploration/Development
IBC	International Bethlehem Mining Corp	Tier2	Mineral Exploration/Development
IGL	International Gold Mining Limited	Tier2	Mineral Exploration/Development
DOC	International Health Partners Inc.	Tier2	Other Support Services
IKI	International Kirkland Minerals Inc	Tier2	Mining
LMM.H	International LMM Ventures Corp	NEX	Exploration/Development
IMI	International Millennium Mining Corp.	Tier2	Mineral Exploration/Development
IMT	International Montoro Resources Inc	Tier2	Mining Exploration and Development
SR.H	International Silver Ridge Resources Inc.	NEX	Exploration/Development
INT	Intertainment Media Inc	Tier2	Marketing Services
ALL.H	Intl Alliance Resources Inc.	NEX	Mining (Non-Oil&Gas) Exploration/Development
IBH	Intl Barrier Technology Inc.	Tier2	Fire Fighting and Fire Retardant Chemical
IBX	Intl Barytex Resources Ltd.	Tier2	Lead-Zinc Mining
IBR	Intl Bio Recovery Corporation	Tier2	Fertilizer Manufacturing
IEC	Intl Enexco Limited	Tier2	Copper-Nickel, Copper-Zinc Mining
IFR	Intl Frontier Resources Corporation	Tier2	Oil & Gas Exploration/Development
IRK	Intl KRL Resources Corp.	Tier2	Precious and Base Metals Exploration
INM	Intl Northair Mines Ltd.	Tier1	Gold And Silver Mining
PBX	Intl PBX Ventures Ltd.	Tier2	Mining Exploration and Development
IPD	Intl Parkside Products Inc.	Tier2	Other Miscellaneous Manufacturing
SAZ	Intl Samuel Exploration Corp.	Tier2	Mineral Exploration/Development
ITI	Intl Technologies Corporation	Tier2	Computer, consumer electronics & display devices
ITH	Intl Tower Hill Mines Ltd.	Tier2	Gold And Silver Mining
IWG	Intl Water-Guard Industries Inc.	Tier1	Aerospace Product And Parts Manufacturing
WGM	Intl Wayside Gold Mines Ltd.	Tier2	Resource
ITU.P	Intuitivo Capital Corporation	Tier2	Capital Pool Company
IVX	Inventronics Limited	Tier1	Industrial products-fabricating and engineering
IMS.H	Investissements TSPL inc.	NEX	Investment Company
IVT	Investus Real Estate Inc	Tier1	Real Estate

## Chapter 7

Symbol	Company	Section	Business
IPER	Iperceptions Inc	Tier2	Software Publishers
IMS.H	Investissements TSPL inc.	NEX	Investment Company
IVT	Investus Real Estate Inc	Tier1	Real Estate
IPE	Iperceptions Inc	Tier2	Software Publishers
IPC	Iplayco Corporation Ltd	Tier2	Manufacturer of modular play structures
IRN	Iron Creek Capital Corp	Tier2	Mining
IOG	Ironhorse Oil & Gas Inc.	Tier2	Oil & Gas Exploration/Development
ISI.H	Iscope Inc.	NEX	Information Services
IAX	Island Arc Exploration Corp.	Tier2	Mining (Non-Oil&Gas) Exploration/Development
IAE	Ithaca Energy Inc	Tier1	Oil and Gas Exploration and Production
IV	Ivory Energy Inc	Tier1	Oil and Gas Exploration and Development
IVI	Ivnet Inc.	Tier2	Computer And Communications Equipment And Supplies Wholesaler-Distributors
JPN	J-Pacific Gold Inc.	Tier1	Gold And Silver Mining
JML	J.A.G. Mines Ltd.	Tier2	Oil and Gas Exploration
JER	JER Envirotech International Corp.	Tier2	Wood Product Manufacturing
JGC.P	JG Capital Corp	Tier2	Capital Pool Company
JJR.P	JJR II Acquisition Inc.	Tier2	Capital Pool Company
JJV.P	JJR IV Acquisition Inc	Tier2	Capital Pool Company
JNN	JNR Resources Inc.	Tier2	Mining (Non-Oil&Gas) Exploration/Development
JRT.P	JRTL Capital Corp	Tier2	Capital Pool Company
JYW.P	JYW Capital Corp	Tier2	Capital Pool Company
JMA.H	Jalna Minerals Ltd	NEX	Mineral Exploration/Development
JBR	James Bay Resources Limited	Tier2	Mining
JPL	Jannock Properties Limited	Tier1	Real Estate
JR	Jantar Resources Ltd	Tier2	Mineral Exploration/Development
JSP	Jasper Mining Corporation	Tier2	Precious Metals Exploration and Development
JCI.P	Java Capital, Inc	Tier2	Capital Pool Company
JAV	Javelin Energy Inc	Tier2	Oil and Gas Exploration and Development
JAX	Jaxon Minerals Inc.	Tier2	Mineral Exploration/Development
JZZ.H	Jazz Golf Equipment Inc.	NEX	Sporting And Athletic Goods Manufacturing
JZR	Jazz Resources Inc	Tier2	Mineral Exploration/Development
JTC	Jemtec Inc.	Tier1	Security Technology
JEN	Jenex Corporation, The	Tier2	Medical Device Research and Development
JRC	Jerico Explorations Inc.	Tier2	Mineral Exploration/Development
JAU	Jet Gold Corp.	Tier2	Resource Company
JTM	Jetcom Inc.	Tier2	Investment Company
JIM.P	Jiminex Inc	Tier2	Capital Pool Company
JTI	Jite Technologies Inc	Tier2	Miscellaneous Manufacturing
JLR.P	Jiulian Resources Inc	Tier2	Capital Pool Company
JSD	Jones Soda Co.	Tier1	Beverage Manufacturing
JRN	Jourdan Resources Inc.	Tier2	Mining (Except Oil & Gas)
JNY	Journey Resources Corp	Tier2	Mineral Exploration/Development
JBO	Jumbo Petroleum Corporation	Tier2	Oil & Gas Extraction
JNX	Junex Inc.	Tier1	Oil & Gas Exploration/Development
KIC.P	KCC Capital Corporation	Tier2	Capital Pool Company
KFG	KFG Resources Ltd.	Tier2	Oil & Gas Exploration/Development
KWG	KWG Resources Inc.	Tier2	Mining (Non-Oil&Gas) Exploration/Development
KLA	Kalahari Resources Inc.	Tier1	Mineral Exploration/Development
KLK	Kalimantan Gold Corporation	Tier2	Mining (Non-Oil&Gas) Exploration/Development
KMG	Kam And Ronson Media Group Inc.	Tier1	Miscellaneous Wholesaler-Distributors
KAM	Kaminak Gold Corporation	Tier2	Junior Natural Resource
KNE	Kane Biotech Inc.	Tier2	Research and Development in the Physical, Engineering and Life Sciences
KTV	Kangaroo Media Inc.	Tier2	Media Services
KAN	Kansai Mining Corp.	Tier2	Mining Exploration
KRL.P	Karel Capital Corporation	Tier2	Capital Pool Company
KAR	Karmin Exploration Inc.	Tier2	Mining (Non-Oil&Gas) Exploration/Development
KLS	Kelso Technologies Inc.	Tier2	Pressure Relief Valve Manufacturing
KAI	Kenai Resources Ltd	Tier1	Mining
KEN	Kenieba Goldfields Ltd	Tier2	Mining (Non-Oil&Gas) Exploration/Development
KRE	Kenrich-Eskay Mining Corp.	Tier2	Gold And Silver Mining
KEX	Kent Exploration Inc.	Tier2	Mineral Exploration/Development
KLM	Kermode Resources Ltd.	Tier2	Mineral Exploration/Development
KRD	Kernow Resources & Developments Ltd.	Tier2	Gold And Silver Mining
KET	Ketchum Capital Corporation	Tier1	Oil and Gas Exploration and Development
KRR	Kettle River Resources Ltd.	Tier2	Diamond Mining
KLD.P	Kierland Capital Corporation	Tier2	Capital Pool Company

## Chapter 7

Symbol	Company	Section	Business
KIR	Kierland Resources Ltd.	Tier2	Oil & Gas Exploration/Development
KPI.H	Kik Polymers Inc.	NEX	Motor Vehicle Parts Manufacturing
KIL.P	Killick Capital Corp	Tier2	Capital Pool Company
KNB	Kinbauri Gold Corp.	Tier1	Mining
KTX	Kinetex Resources Corporation	Tier1	Industrial
KGF	King George Financial Corp	Tier1	Real Estate Investment and Development
KBG	King's Bay Gold Corporation	Tier2	Junior Natural Resource Mining
KSM	Kingsman Resources Inc.	Tier2	Natural Resources
KII.P	Kingsmill Capital Ventures II Inc	Tier2	Capital Pool Company
KCV.P	Kingsmill Capital Ventures Inc	Tier2	Capital Pool Company
KWA	Kingsway Arms Retirement Residences Inc	Tier2	Real Estate
KIV	Kivalliq Energy Corporation	Tier2	Junior Natural Resource Mining
KG	Klondike Gold Corp.	Tier2	Gold Mining
KS	Klondike Silver Corp	Tier2	Mineral Exploration/Development
KNP	Knight Resources Ltd.	Tier1	Resource Company
KHA	KnightHawk Inc.	Tier1	Air Transportation
KC	Knightscope Media Corp.	Tier2	Entertainment
KWF	Knightswood Financial Corp.	Tier2	Banking Industry
KBX	Kobex Resources Ltd.	Tier2	Mining (Non-Oil&Gas) Exploration/Development
KDK	Kodiak Energy, Inc	Tier2	Oil and Gas Exploration and Development
KXL	Kodiak Exploration Limited	Tier2	Junior Natural Resource Mining
KM	Kola Mining Corp	Tier1	Mineral Exploration/Development
KOL	Kolombo Technologies Ltd	Tier2	Security Systems Services
AQD	Komet Manufacturers Inc	Tier1	Wood Product Manufacturing
KTN	Kootenay Gold Inc.	Tier1	Mineral Exploration/Development
KT.H	Kree Tech International Corporation	NEX	Medical Equipment And Supplies Manufacturing
KCA	Kristina Capital Corp	Tier2	Oil and Gas Exploration and Development
KRS	Kroes Energy Inc.	Tier2	Oil & Gas Exploration/Development
LOA.P	L1 Capital Corp	Tier2	Capital Pool Company
LNG	LNG Energy Ltd	Tier2	Oil and Gas Exploration and Development
LPC.P	LPT Capital Ltd	Tier2	Capital Pool Company
LTK	LYRtech Inc	Tier1	All Other Electrical Equipment and Component Manufacturing
LAQ	La Quinta Resources Corporation	Tier2	Mineral Exploration/Development
LTX	Labrador Technologies Inc .	Tier2	Information Services
LCO.H	Lagasco Corp.	NEX	Oil & Gas Exploration
LS	Lakeside Steel Inc.	Tier1	Manufacturing
LHR	Lakeview Hotel Real Estate Investment Trust	Tier2	Hotels
LKW	Lakewood Mining Co. Ltd.	Tier2	Gold And Silver Mining
LAK	Lakota Resources Inc.	Tier2	Mining (Non-Oil&Gas) Exploration/Development
LDI	Landrill International Inc.	Tier1	Contract Drilling Services
LAN.P	Landen Capital Corp	Tier2	Capital Pool Company
LAE.P	Lander Energy Corporation	Tier2	Capital Pool Company
LIS	Landis Energy Corporation	Tier2	Energy Technologies
LST.H	Landmark Global Financial Corp.	NEX	Finance
LPI	Landstar Properties Inc.	Tier2	Real Estate Investment and Development
LRA	Lara Exploration Ltd.	Tier2	Mineral Exploration/Development
LGO	Largo Resources Ltd.	Tier2	Gold Exploration
LE	Lariat Energy Ltd.	Tier2	Natural Resources
LVH	Las Vegas From Home.Com Entertainment Inc.	Tier2	Software Development and Sales
LRG	Lateegra Gold Corp.	Tier2	Gold Mining
LTG.P	Latigo Capital Corporation	Tier2	Capital Pool Company
LAT	Latin American Minerals Inc.	Tier2	Junior Natural Resource Mining
LAU.P	Laurent Venture Capital Corporation	Tier2	Capital Pool Company
LGF	Laurentian Goldfields Ltd	Tier2	Mining Exploration and Development
LME	Laurion Mineral Exploration Inc	Tier2	Gold Exploration
LEB.P	LeBoldus Capital Inc	Tier2	Capital Pool Company
LDR	Leader Capital Corp	Tier2	Land Subdivision And Land Development
LEE	Leader Energy Services Ltd.	Tier2	Support Activities for Oil and Gas Operations
LWC	Leeward Capital Corp	Tier2	Gold Exploration
LZX.P	Leezamax Capital Corp	Tier2	Capital Pool Company
LPS	Legend Power Systems Inc	Tier2	Energy Conservation System Design, Installation & Maintenance
LHT	Lehman Trikes Inc.	Tier1	Manufacture, sales of motorcycle conversion kits
LES	Leis Industries Ltd.	Tier2	Activities Related To Real Estate
LCN	Leisure Canada Inc.	Tier1	Real Estate Investment and Development

## Chapter 7

Symbol	Company	Section	Business
LVN	Levon Resources Ltd.	Tier2	Gold And Silver Mining
LEX	Lexam Explorations Inc.	Tier2	Mining & Oil & Gas Extraction
LSN	Life Sciences Institute Inc.	Tier2	Other Schools & Instruction
LBK	Lifebank Corp.	Tier2	Cryopreservation of Stem Cells
LEC	Lignol Energy Corporation	Tier1	Other
LM	Lingo Media Corporation	Tier2	Educational Publishing & E-Learning
LG	Lions Gate Energy Inc	Tier2	Mining (Non-Oil & Gas) Exploration/Development
LGM	Lions Gate Metals Inc	Tier2	Mineral Exploration/Development
LTH	Lithic Resources Ltd.	Tier2	Mining (Except Oil & Gas)
LEN	Lochaird Energy Inc	Tier2	Oil and Gas Exploration and Development
LGR	Logan Resources Ltd	Tier2	Precious and Base Metals Exploration & Development
LOG	Loma Oil & Gas Ltd.	Tier2	Oil & Gas Extraction
LMR	Lomiko Metals Inc	Tier2	Mineral Exploration/Development
LN	Loncor Resources Inc.	Tier2	Mineral Exploration/Development
LON.P	Lonestar Capital Corp	Tier2	Capital Pool Company
LHC	Long Harbour Capital Corp	Tier2	Junior Natural Resource Mining
LFD	Longford Energy Inc	Tier2	Oil and Gas Exploration and Production
LOK	Look Communications Inc. mv	Tier1	Internet Hosting and Services
LNE	Loon Energy Corporation	Tier2	Oil & Gas Exploration/Development
LOM	Lomex Capital Inc	Tier2	Mining
LLC	Lorraine Copper Corp	Tier2	Mining
LA	Los Andes Copper Ltd.	Tier2	Resource Exploration/Development
LTE.H	Loubac Top Environmental Inc.	NEX	Temporarily Unclassified
LO	Lounor Exploration Inc	Tier2	Mining (Non-Oil & Gas) Exploration/Development
LOV	Louvem Mines Inc.	Tier2	Mining (Except Oil & Gas)
LRC	Lovitt Resources Inc	Tier2	Mineral Exploration/Development
LOY.H	Loyalist Insurance Group Limited, The	NEX	Financial Services - Investment Companies and funds
LUC	Lucara Diamond Corp	Tier2	Mining
LKY	Lucky Strike Resources Ltd.	Tier2	Gold And Silver Mining
LGL	Luirri Gold Limited	Tier2	Gold Mining
LMX.P	Lumex Capital Corp	Tier2	Capital Pool Company
LCC	Lumina Copper Corp	Tier2	Junior Natural Resource Mining
LGC	Luna Gold Corp	Tier2	Gold Mining
LGD	Lund Gold Ltd	Tier2	Mining (Except Oil & Gas)
LZN	Luzon Minerals Ltd.	Tier2	Mining (Non-Oil&Gas) Exploration/Development
LVL	Lynden Energy Corp	Tier2	Oil & Gas Exploration/Development
LYM	Lysander Minerals Corp	Tier2	Exploration/Development
MXR	MAX Resource Corp.	Tier2	Junior Natural Resource Mining
MBR	MBMI Resources Inc.	Tier2	Mining (Non-Oil&Gas) Exploration/Development
MCO.H	MCO Capital Inc. cl B	NEX	Temporarily Unclassified
MKM.P	MKM Resources Ltd.	Tier2	Capital Pool Company
MPW.H	MP Western Properties Inc	NEX	Real Estate
MPN	MPAC Industries Corp	Tier2	Industrial/Technology
MPS	MPH Ventures Corp.	Tier2	Resource
MPZ	MPL Communications Inc	Tier2	Newspaper, Periodical, and Database Publishers
OCI.H	MPVC Inc	NEX	Holding Company
MRR	MRRM Inc.	Tier1	Industrial
MTY	MTY Food Group Inc	Tier1	Franchising Fast Food Restaurants
MVE.P	MVE Capital Corp	Tier2	Capital Pool Company
BMK	MacDonald Mines Exploration Ltd.	Tier2	Mineral Exploration/Development
MMS	Macarthur Minerals Limited	Tier2	Mineral Exploration/Development
MCR	Macro Enterprises Inc	Tier1	Pipeline Construction
YEL	Macusani Yellowcake Inc.	Tier2	Mining
MVN	Madalena Ventures Inc	Tier2	Oil and Gas Exploration and Production
MDE.P	Madeira Minerals Ltd	Tier2	Capital Pool Company
MDC	Madison Energy Corp.	Tier2	Oil and Gas Exploration and Development
MMR	Madison Minerals Inc.	Tier1	Mining Exploration and Development
MAP	Maestro Ventures Ltd.	Tier2	Mineral Exploration/Development
MAA	MagIndustries Corp	Tier2	Mineral Exploration/Development
MNM	Magellan Minerals Ltd	Tier2	Junior Natural Resource Mining
MGV.H	Magnate Ventures Inc	NEX	Temporarily Unclassified
MEN	Magnum Energy Inc.	Tier2	Oil and Gas Exploration and Development
MM	Magnum Uranium Corp	Tier2	Exploration/Development
MJO	Mainstream Minerals Corporation	Tier2	Mineral Exploration/Development
MJX	Majescor Resources Inc	Tier1	Diamond Mining
MJS	Majestic Gold Corp.	Tier2	Exploration/Development
MLA	Mala Noche Resources Corp.	Tier2	Mineral Exploration/Development
XXL.P	Mammoth Capital Corporation	Tier2	Capital Pool Company

## Chapter 7

Symbol	Company	Section	Business
MND	Mandalay Resources Corporation	Tier2	Mining Exploration
MAM	Manicouagan Minerals Inc.	Tier2	Mining
MNX	Manitex Capital Inc.	Tier2	Investment Management
MOU	Manitou Capital Corp.	Tier2	Investment Management
MNO	Mano River Resources Inc.	Tier1	Gold and Diamond Mining
GGV.H	Manor Global Inc.	NEX	Capital Pool Company
MDR	Mansfield Minerals Inc.	Tier1	Mining (Non-Oil&Gas) Exploration/Development
MCK	Manson Creek Resources Ltd.	Tier2	Mineral Exploration/Development
MAN	Mantra Mining Inc	Tier2	Mineral Exploration/Development
MPE	Maple Leaf Reforestation Inc.	Tier2	Forest Nurseries And Gathering Of Forest Products
MES	Marauder Resources East Coast Inc.	Tier2	Oil and Gas Exploration and Development
MCF	March Resources Corp.	Tier2	Oil and Gas Exploration and Development
MCP.P	Marco Polo Investments Ltd	Tier2	Capital Pool Company
MFM	Marifil Mines Limited	Tier2	Precious Metals Exploration and Development
MKT	Marketvision Direct, Inc.	Tier2	Change of Business/Reverse Takeover under review
MKS.P	Marksmen Capital Inc.	Tier2	Capital Pool Company
MA	Marksmen Resources Ltd.	Tier2	Oil and Gas Exploration and Development
MMT	Mart Resources Inc.	Tier2	Oil & Gas Extraction
MMU	Marum Resources Inc.	Tier2	Precious Metals Exploration and Development
MMK	Maskal Energy Ltd	Tier2	Oil and Gas Extraction
MAS	Masuparia Gold Corporation	Tier2	Mining Exploration and Development
MCM	Matachewan Consolidated Mines Ltd.	Tier2	Mineral Exploration/Development
MAT	Matamec Explorations Inc.	Tier2	Mineral Exploration/Development
MHC.H	Match Capital Resources Corporation	NEX	Non-Metallic Mineral Mining And Quarrying
MAO	Maudore Minerals Ltd	Tier1	Mining (Non-Oil & Gas) Exploration/Development
MVT	MaxTech Ventures Inc.	Tier2	Mineral Exploration/Development
MXM	Maxim Resources Inc.	Tier2	Oil and Gas Exploration
MVI.H	Maximum Ventures Inc.	NEX	Mining (Non-Oil&Gas) Exploration/Development
MXD	Maxy Gold Corp.	Tier2	Natural Resources
MYA	Maya Gold & Silver Inc.	Tier2	Mineral Exploration/Development
MYM.P	Mayen Minerals Ltd.	Tier2	Capital Pool Company
MAZ.H	Mazarin Inc.	NEX	Temporarily Unclassified
MZO	Mazorro Resources Inc	Tier2	Mineral Exploration/Development
MCS	McChip Resources Inc	Tier2	Mining (Non-Oil&Gas) Exploration/Development
MCV	McVicar Industries Inc	Tier1	Mineral Exploration/Development
MAY	Meadow Bay Capital Corporation	Tier2	Junior Natural Resource Mining
MBI	Med BioGene Inc.	Tier2	Research And Development In The Life Sciences
MIR	MedMira Inc.	Tier2	Manufacturing of Diagnostic & Therapeutic Products
MDL	Medallion Resources Ltd.	Tier2	Mining (Non-Oil&Gas) Exploration/Development
MED.P	Media Ventures Corp	Tier2	Capital Pool Company
MNE	MediaNet Communications Corp.	Tier2	Radio Broadcasting
MDG	Medicago Inc.	Tier2	Research and Development in the Physical, Engineering and Life Sciences
MIZ	Medical Intelligence Technologies Inc	Tier2	Measuring, Medical and Controlling Devices Manufacturing
MFS	Medifocus Inc	Tier2	Research and Development
MKI	Medipattern Corporation, The	Tier2	Medical Software Development
MRS	Medoro Resources Ltd	Tier1	Gold Exploration
MWX	Medworxx Solutions Inc	Tier2	Technology
MDX	Medx Health Corp	Tier2	Medical Devices Manufacturing
MGY	Mega Moly Inc	Tier2	Mineral Exploration/Development
MSR	Mega Silver Inc	Tier2	Oil and Gas Services
MDV	Megastar Development Corp.	Tier2	Mining (Non-Oil&Gas) Exploration/Development
MWT	Megawheels Technologies Inc	Tier2	Internet Commerce
MCG	Melco China Resorts (Holding) Limited	Tier1	Real Estate
MKR	Melkior Resources Inc	Tier2	Mineral Exploration/Development
MNI	Mengold Resources Inc.	Tier2	Mining (Non-Oil & Gas) Exploration/Development
MML	Menika Mining Ltd.	Tier2	Gold And Silver Mining
MRK	Merc International Minerals Inc	Tier2	Mining
GMT	Mercator Transport Group Corporation	Tier2	Support Activities For Transportation
MSC	Meridex Software Corporation	Tier2	Internet Commerce
MEM	Merit Mining Corp.	Tier2	Gold And Silver Mining
MER	Meritus Minerals Limited	Tier2	Junior Natural Resource Mining
MXI	Merrex Gold Inc	Tier2	Mineral Exploration/Development
MSA	Mesa Uranium Corp	Tier2	Mineral Exploration/Development
MMI	Messina Minerals Inc.	Tier1	Resource
MHS.H	Meta Health Services Inc.	NEX	Pharmaceutical Manufacturer and Distributor
MQ	MetalQuest Minerals Inc.	Tier2	Junior Natural Resource Mining

## Chapter 7

Symbol	Company	Section	Business
MTX	Metalex Ventures Ltd.	Tier2	Mining (Non-Oil&Gas) Exploration/Development
MRV	Metallum Resources Inc	Tier2	Gold And Silver Exploration
MEK	Metals Creek Resources Corp	Tier2	Mineral Exploration/Development
MME	Metamedia Capital Corp.	Tier2	Media Publishing
MTO	Metanor Resources Inc.	Tier1	Mining (Non-Oil&Gas) Exploration/Development
MEB	Metrobridge Networks International Inc.	Tier2	Internet Service Provider
MNZ	Metropolitan Mining Inc	Tier2	Mineral Exploration/Development
MSM	Mexican Silver Mines Ltd	Tier2	Silver Mining
MNV	Mexivada Mining Corp	Tier2	Exploration/Development
MIX	Micrex Development Corp.	Tier2	Mining (Non-Oil&Gas) Exploration/Development
MP	MicroPlanet Technology Corp.	Tier1	Electrical Component Manufacturer
MGC	Midasco Capital Corp.	Tier2	Resource
MKC.P	Middle Kingdom Paradise Corp	Tier2	Capital Pool Company
MD	Midland Exploration Inc	Tier2	Mineral Exploration/Development
MEX	Midlands Minerals Corporation	Tier2	Mineral Exploration/Development
MMA.P	Midnight Sun Capital Corp	Tier2	Capital Pool Company
MDW	Midway Gold Corp	Tier1	Mining (Non-Oil&Gas) Exploration/Development
MI.H	Military International Ltd.	NEX	Computer And Peripheral Equipment Manufacturing
MLK.P	Milk Capital Corp	Tier2	Capital Pool Company
MBV	Mill Bay Ventures Inc.	Tier2	Other Metal Ore Mining
MC	Mill City Gold Corp.	Tier2	Mineral Exploration/Development
MRO	Millrock Resources Inc	Tier2	Mineral Exploration/Development
MLM	Millstream Mines Ltd.	Tier2	Mineral Exploration/Development
MLI.H	Millstreet Industries Inc.	NEX	Industrial
MCA	Milner Consolidated Silver Mines Ltd.	Tier2	Mining (Except Oil & Gas)
MIB	Minaean International Corp.	Tier2	Building Construction
MNN.P	Minati Capital Corp.	Tier2	Capital Pool Company
MIO	Mindoro Resources Ltd.	Tier1	Mining (Non-Oil&Gas) Exploration/Development
MHI	Mineral Hill Industries Ltd.	Tier1	Mineral Exploration/Development
MIT	Mint Technology Corp	Tier2	Payment Solutions
MTR	Minterra Resource Corp.	Tier2	Gold Exploration
MRP.H	Mira Resources Corp	NEX	Temporarily Unclassified
MOM	Miraculins Inc.	Tier2	Biotechnology Research &/or Development
MYZ.P	Miramare Capital Inc	Tier2	Capital Pool Company
MAD	Miranda Gold Corp.	Tier2	Gold Mining
MRZ	Mirasol Resources Ltd.	Tier2	Precious Metals Exploration and Development
MLE.H	Module Resources Incorporated	NEX	Mining (Non-Oil & Gas) Exploration/Development
MOR	Molycor Gold Corp.	Tier2	Gold And Silver Mining
MNL	Monarch Energy Limited	Tier2	Oil & Gas Exploration/Development
PXK.P	Moneda Resources Limited	Tier2	Capital Pool Company
MMX	Monroe Minerals Inc.	Tier2	Mining (Non-Oil&Gas) Exploration/Development
MU	Monster Uranium Corp	Tier2	Mining
MTE	Montec Holdings Inc.	Tier2	Capital Pool Company
MEO	Montello Resources Ltd	Tier1	Oil and Gas Exploration
MRX.P	Montreux Capital Corp.	Tier2	Capital Pool Company
MMY	Monument Mining Limited	Tier1	Junior Natural Resource Mining
MOO	Mooncor Oil & Gas Corp.	Tier2	Oil & Gas Company
MOS.P	Mosam Capital Corp.	Tier2	Capital Pool Company
MSQ	Mosquito Consolidated Gold Mines Limited	Tier2	Gold And Silver Mining
MOK	Moss Lake Gold Mines Ltd	Tier2	Mining (Non-Oil&Gas) Exploration/Development
MLE.H	Module Resources Incorporated	NEX	Mining (Non-Oil & Gas) Exploration/Development
MOR	Molycor Gold Corp.	Tier2	Gold And Silver Mining
MNL	Monarch Energy Limited	Tier2	Oil & Gas Exploration/Development
PXK.P	Moneda Resources Limited	Tier2	Capital Pool Company
MMX	Monroe Minerals Inc.	Tier2	Mining (Non-Oil&Gas) Exploration/Development
MU	Monster Uranium Corp	Tier2	Mining
MTE	Montec Holdings Inc.	Tier2	Capital Pool Company
MEO	Montello Resources Ltd	Tier1	Oil and Gas Exploration
MRX.P	Montreux Capital Corp.	Tier2	Capital Pool Company
MMY	Monument Mining Limited	Tier1	Junior Natural Resource Mining
MOO	Mooncor Oil & Gas Corp.	Tier2	Oil & Gas Company
MOS.P	Mosam Capital Corp.	Tier2	Capital Pool Company
MSQ	Mosquito Consolidated Gold Mines Limited	Tier2	Gold And Silver Mining
MOK	Moss Lake Gold Mines Ltd	Tier2	Mining (Non-Oil&Gas) Exploration/Development
MTP	Motapa Diamonds Inc.	Tier2	Junior Natural Resource Mining
MSL.H	Motionsphere Capital Inc.	NEX	Capital Pool Company
MMO	Mount Dakota Energy Corp.	Tier2	Oil & Gas Exploration/Development
MTB	Mountain Boy Minerals Ltd.	Tier2	Silver Mining

## Chapter 7

Symbol	Company	Section	Business
MCI	Mountain Capital Inc	Tier2	Junior Natural Resource Mining
MOA	Mountain Lake Resources Inc.	Tier2	Mineral Exploration/Development
MWR	Mountain-West Resources Inc	Tier2	Gold And Silver Mining
MVW	Mountainview Energy Ltd.	Tier2	Oil & Gas Exploration/Development
MNC	Multimedia Nova Corporation	Tier2	Other Publishers
MMC	Multiplied Media Corporation	Tier2	Internet Service Provider
MTV	Multivision Communications Corp.	Tier2	Telecommunications
MGR	Murgor Resources Inc	Tier2	Mining (Non-Oil & Gas) Exploration/Development
MUM	Mustang Minerals Corp.	Tier2	Mining (Non-Oil&Gas) Exploration/Development
MYS	Mystique Energy, Inc.	Tier2	Oil & Gas Exploration
NID	NIR Diagnostics Inc.	Tier2	Consumer Products - Biotechnology/Pharmaceuticals
NQE	NQ Exploration Inc.	Tier2	Mineral Exploration/Development
NLL	NSI Strategic Investments Ltd.	Tier2	Prime Contracting
NSR.H	NSR Resources Inc	NEX	Junior Natural Resource Mining
NCI	NTG Clarity Networks Inc.	Tier1	Telecommunications
CFD	NTI Newmerical Inc.	Tier1	Engineering Services and Software
COL	NWM Mining Corporation	Tier2	Mineral Exploration/Development
NWT	NWT Uranium Corp.	Tier2	Mineral Exploration/Development
NWN	NWest Energy Inc	Tier2	Oil and Gas Exploration
OES	NX Capital Corp.	Tier2	Oil & Gas Enhancement Technology
NXP	NX Phase Capital Inc.	Tier2	Holding Company
NXI	NXA Inc.	Tier2	Mineral Exploration/Development
SFD	NXT Energy Solutions Inc	Tier2	Support Activities for Oil and Gas Operations
NKW	NaiKun Wind Energy Group Inc	Tier1	Other Engineering Construction
NME	Namex Exploration Inc.	Tier2	Mineral Exploration/Development
NKA	Nanika Resources Inc	Tier2	Precious Metals Exploration and Development
NON.P	Nano Capital Corp	Tier2	Capital Pool Company
NAN.P	Nanotech Sciences Corp	Tier2	Capital Pool Company
NWR.H	Nation Wide Resources Inc	NEX	Other Special Trade Contracting
NHI	Natunola Health Biosciences Inc.	Tier1	Other Food Manufacturing
NAT	Naturally Advanced Technologies Inc.	Tier2	Technology
NAV	Navasota Resources Ltd.	Tier2	Mineral Exploration/Development
NYG	Nayarit Gold Inc.	Tier2	Mining
NBU	Nebu Resources Inc	Tier2	Mining
NAM	Neo Alliance Minerals Inc	Tier2	Gold Mining
NEO	Neodym Technologies Inc.	Tier2	Computer Systems Design and Related Services
NVC	Neovasc Inc.	Tier2	Medical Device Development and Manufacturing
NTB	Neptune Technologies & Bioresources Inc.	Tier2	Consumer Products - Biotechnology/Pharmaceuticals
NSS	Net Soft Systems Inc	Tier2	Software Marketer
NEI	Netco Energy Inc.	Tier1	Oil & Gas Exploration/Development
NET	Network Exploration Ltd.	Tier2	Mining Exploration
NGE	Nevada Exploration Inc	Tier2	Mineral Exploration/Development
NGP	Nevada Geothermal Power Inc.	Tier2	Geothermal Energy Development
NEV	Nevada Sunrise Gold Corporation	Tier1	Mining
NVD.P	Nevado Venture Capital Corporation	Tier2	Capital Pool Company
NDG	Nevgold Resources Corp.	Tier2	Mineral Exploration/Development
NDR	New Dimension Resources Ltd.	Tier2	Support Activities For Mining
NNG	New Global Ventures International Ltd.	Tier2	Junior Natural Resource Mining
NGG	New Guinea Gold Corporation	Tier1	Gold And Silver Mining
NHU	New Horizon Uranium Corporation	Tier2	Mineral Exploration/Development
NIS	New Island Resources Inc	Tier1	Mining (Non-Oil&Gas) Exploration/Development
NLA.P	New Legend Group Limited	Tier2	Capital Pool Company
NWC.H	New Meridian Mining Corp	NEX	Exploration/Development
NML	New Millennium Capital Corp.	Tier2	Mineral Exploration/Development
NNA	New Nadina Explorations Limited	Tier2	Exploration/Development
ORO	New Oroperu Resources Inc.	Tier1	Gold Exploration
NUX	New Pacific Metals Corp.	Tier2	Gold Mining
RGE	New Range Resources Ltd	Tier1	Oil and Gas Exploration and Development
NSG	New Sage Energy Corp	Tier2	Mineral and Oil and Gas Exploration
NSV	New Shoshoni Ventures Ltd.	Tier2	Resource Company
NWE	New West Energy Services Inc	Tier2	Investment Issuer
NW	New World Resource Corp.	Tier2	Mineral Exploration/Development
NNP	NewNorth Projects Ltd.	Tier1	Land and Building Development & Construction
NBC.P	Newbridge Capital Inc	Tier2	Capital Pool Company
NCM	Newcastle Minerals Ltd	Tier2	Precious and Base Metals Exploration
NGB.H	Newfoundland Goldbar Resources Inc	NEX	Mineral Exploration/Development
NLI	Newlook Industries Corp.	Tier2	Telecommunications
NER	Newmac Resources Inc.	Tier2	Mineral Exploration/Development

## Chapter 7

Symbol	Company	Section	Business
NWX	Newport Exploration Ltd.	Tier2	Mining (Non-Oil&Gas) Exploration/Development
NES.H	Newstrike Capital Inc	NEX	Temporarily Unclassified
NR	Newstrike Resources Ltd.	Tier2	Mining Exploration
NXG	NexgenRx Inc.	Tier2	Insurance Carriers And Related Activities
NXL.H	Nexient Learning Inc	NEX	Corporate Training & Continued Education
NXE	Nexstar Energy Ltd.	Tier2	Oil and Gas Extraction
NE	Nextraction Energy Corp.	Tier2	Junior Natural Resource Company, Oil & Gas
NNI.P	NiMin Capital Corp.	Tier2	Capital Pool Company
NC	Nicer Canada Corp.	Tier2	IT Network Systems Design and VOIP Solutions
NCL	Nico Mining Limited	Tier2	Mining Exploration
NGH	Nightingale Informatix Corporation	Tier2	Software Technology
NIK	Nikos Explorations Ltd.	Tier2	Mineral Exploration/Development
NLE.P	Nile Industries Ltd	Tier2	Capital Pool Company
NOX	Niogold Mining Corp	Tier2	Mining (Non-Oil&Gas) Exploration/Development
NMG	Noble Metal Group Incorporated	Tier2	Gold Mining
NXX	Nordex Explosives Ltd	Tier2	Other Miscellaneous Manufacturing
NDL	Nordic Diamonds Ltd.	Tier2	Mineral Exploration/Development
NOG	Nordic Oil & Gas Ltd.	Tier2	Oil and Gas Exploration and Development
NMB	Normabec Mining Resources Ltd.	Tier2	Mining (Except Oil & Gas)
NOT	Noront Resources Ltd.	Tier2	Mineral Exploration/Development
NVT	Nortec Ventures Corp.	Tier2	Mineral Exploration/Development
NCM	Newcastle Minerals Ltd	Tier2	Precious and Base Metals Exploration
NGB.H	Newfoundland Goldbar Resources Inc	NEX	Mineral Exploration/Development
NLI	Newlook Industries Corp.	Tier2	Telecommunications
NER	Newmac Resources Inc.	Tier2	Mineral Exploration/Development
NWX	Newport Exploration Ltd.	Tier2	Mining (Non-Oil&Gas) Exploration/Development
NES.H	Newstrike Capital Inc	NEX	Temporarily Unclassified
NR	Newstrike Resources Ltd.	Tier2	Mining Exploration
NXG	NexgenRx Inc.	Tier2	Insurance Carriers And Related Activities
NXL.H	Nexient Learning Inc	NEX	Corporate Training & Continued Education
NXE	Nexstar Energy Ltd.	Tier2	Oil and Gas Extraction
NE	Nextraction Energy Corp.	Tier2	Junior Natural Resource Company, Oil & Gas
NNI.P	NiMin Capital Corp.	Tier2	Capital Pool Company
NC	Nicer Canada Corp.	Tier2	IT Network Systems Design and VOIP Solutions
NCL	Nico Mining Limited	Tier2	Mining Exploration
NGH	Nightingale Informatix Corporation	Tier2	Software Technology
NIK	Nikos Explorations Ltd.	Tier2	Mineral Exploration/Development
NLE.P	Nile Industries Ltd	Tier2	Capital Pool Company
NOX	Niogold Mining Corp	Tier2	Mining (Non-Oil&Gas) Exploration/Development
NMG	Noble Metal Group Incorporated	Tier2	Gold Mining
NXX	Nordex Explosives Ltd	Tier2	Other Miscellaneous Manufacturing
NDL	Nordic Diamonds Ltd.	Tier2	Mineral Exploration/Development
NOG	Nordic Oil & Gas Ltd.	Tier2	Oil and Gas Exploration and Development
NMB	Normabec Mining Resources Ltd.	Tier2	Mining (Except Oil & Gas)
NOT	Noront Resources Ltd.	Tier2	Mineral Exploration/Development
NVT	Nortec Ventures Corp.	Tier2	Mineral Exploration/Development
NAG	North American Gem Inc.	Tier2	Mining (Except Oil & Gas)
NMI	North American Medical Services, Inc.	Tier2	Ambulatory Health Care Services
NTC	North American Tungsten Corporation Ltd.	Tier1	Tungsten Mining
NAR	North Arrow Minerals Inc	Tier2	Mineral Exploration/Development
NOR	North Group Finance Limited	Tier2	Investment Management
NPE	North Peace Energy Corp	Tier2	Oil and Gas Exploration, Development and Production
NHG	Northampton Group Inc.	Tier1	Hospitality/Hotels and Gaming
NAI	Northern Abitibi Mng Corp	Tier2	Exploration/Development
NCR	Northern Continental Resources Inc	Tier2	Other Metal Ore Mining
NFR	Northern Freegold Resources Ltd	Tier2	Mineral Exploration/Development
NGM	Northern Gold Mining Inc	Tier2	Mineral Exploration/Development
NHD	Northern Hemisphere Development Corp.	Tier2	Oil & Gas Company
NL	Northern Lion Gold Corp	Tier2	Mineral Exploration/Development
NTH	Northern Platinum Ltd.	Tier2	Mining (Non-Oil&Gas) Exploration/Development
NRR	Northern Rand Resource Corp.	Tier2	Junior Natural Resource Mining
NRN	Northern Shield Resources Inc.	Tier2	Chromite and PGE (Platinum Group)
NS.P	Northern Spirit Resources Inc	Tier2	Capital Pool Company
NSM	Northern Star Mining Corp.	Tier1	Mining (Non-Oil&Gas) Exploration/Development
NSE	Northern Sun Exploration Company Inc.	Tier2	Oil and Gas Exploration
SUP	Northern Superior Resources Inc	Tier2	Junior Natural Resource
NAG	North American Gem Inc.	Tier2	Mining (Except Oil & Gas)
NMI	North American Medical Services, Inc.	Tier2	Ambulatory Health Care Services

## Chapter 7

Symbol	Company	Section	Business
NTC	North American Tungsten Corporation Ltd.	Tier1	Tungsten Mining
NAR	North Arrow Minerals Inc	Tier2	Mineral Exploration/Development
NOR	North Group Finance Limited	Tier2	Investment Management
NPE	North Peace Energy Corp	Tier2	Oil and Gas Exploration, Development and Production
NHG	Northampton Group Inc.	Tier1	Hospitality/Hotels and Gaming
NAI	Northern Abitibi Mng Corp	Tier2	Exploration/Development
NCR	Northern Continental Resources Inc	Tier2	Other Metal Ore Mining
NFR	Northern Freegold Resources Ltd	Tier2	Mineral Exploration/Development
NGM	Northern Gold Mining Inc	Tier2	Mineral Exploration/Development
NHD	Northern Hemisphere Development Corp.	Tier2	Oil & Gas Company
NL	Northern Lion Gold Corp	Tier2	Mineral Exploration/Development
NTH	Northern Platinum Ltd.	Tier2	Mining (Non-Oil&Gas) Exploration/Development
NRR	Northern Rand Resource Corp.	Tier2	Junior Natural Resource Mining
NRN	Northern Shield Resources Inc.	Tier2	Chromite and PGE (Platinum Group)
NS.P	Northern Spirit Resources Inc	Tier2	Capital Pool Company
NSM	Northern Star Mining Corp.	Tier1	Mining (Non-Oil&Gas) Exploration/Development
NSE	Northern Sun Exploration Company Inc.	Tier2	Oil and Gas Exploration
SUP	Northern Superior Resources Inc	Tier2	Junior Natural Resource
NTR	Northern Tiger Resources Inc	Tier2	Mining
NEE.P	Northern Vertex Capital Inc.	Tier2	Capital Pool Company
NFD	Northfield Capital Corporation	Tier2	Investment Management
NRK	Northrock Resources Inc.	Tier2	Mineral Exploration/Development
NGI	Norwall Group Inc.	Tier1	Consumer Products - Household Goods
NRS	Norwood Resources Ltd.	Tier2	Oil & Gas Exploration/Development
NRZ	Norzan Enterprises Ltd.	Tier2	Food Manufacturing
NUC	Nova Uranium Corporation	Tier2	Mineral Exploration/Development
NDX	NovaDX Ventures Corp.	Tier2	Investment Management
NVK	Novik Inc	Tier1	All Other Plastic Product Manufacturing
NVI	Novra Technologies Inc.	Tier2	Satellite Telecommunications
EIN	Nstein Technologies Inc	Tier1	Software Development
NLR	NuLoch Resources Inc.	Tier2	Oil and Gas Exploration and Development
NMR.P	Numine Resources Ltd	Tier2	Capital Pool Company
NCO	Nuvolt Corporation Inc	Tier2	All Other Electrical Equipment and Component Manufacturing
NRU	Nyah Resources Corp	Tier1	Mining Exploration
OCA.P	O2 Capital Inc.	Tier2	Capital Pool Company
OMT	OMT Inc.	Tier2	Software Publishers
OPE	OPE Holdings Ltd	Tier1	Engineering Services
OPL	OPEL International Inc	Tier2	Solar Energy Technology
OSR	ORO Silver Resources Ltd	Tier2	Junior Natural Resource Mining
OSE	OSE Corp	Tier2	Oil & Gas Exploration/Development
OLI	OceanLake Commerce Inc.	Tier2	Computer Systems Design and Related Services
OVX.P	Oculus Ventures Corporation	Tier2	Capital Pool Company
ODS	Odesia Group Inc.	Tier1	Computer Systems Design and Related Services
ODN	Odin Mining and Exploration Ltd.	Tier2	Gold Exploration
ODE	Odyssey Petroleum Corp.	Tier2	Junior Natural Resource Company, Oil & Gas
ODX	Odyssey Resources Limited	Tier2	Mineral Exploration/Development
OOL.P	Oil Optimization Inc	Tier2	Capital Pool Company
OLV	Olivut Resources Ltd.	Tier2	Diamond Exploration
OLY	Olympia Financial Group Inc	Tier1	All Other Financial Investment Activities
OML	Omni-Lite Industries Canada Inc	Tier1	Fabricated Metal Product Manufacturing
OE	One Exploration Inc	Tier2	Oil and Gas Extraction
OM	OneMove Technologies Inc	Tier2	Software Developer & Marketer
OS.H	Onsino Capital Corporation	NEX	Capital Pool Company
OPA	Opal Energy Corp.	Tier2	Oil and Gas Exploration and Development
OCE	Open EC Technologies, Inc.	Tier2	Manufacturing of High Technology Industrial Products
OPV.P	OphiraVencap Inc.	Tier2	Capital Pool Company
OPS	Opsens Inc	Tier2	Measuring, Medical and Controlling Devices Manufacturing
OPG	Optimal Geomatics Inc.	Tier2	Engineering Services
OPN.H	Option-NFA Inc.	NEX	Sporting And Athletic Goods Manufacturing
OCL	Oracle Energy Corp.	Tier2	Oil & Gas Exploration/Development
ORT	Orbite V.S.P.A. inc. (Exploration)	Tier2	Mining (Except Oil & Gas)
ORC	Orca Exploration Group Inc .	Tier2	Natural Gas Development & Production
ORM	Oremex Resources Inc.	Tier1	Precious Metals Exploration and Development
ORS	Orestone Mining Corp	Tier2	Junior Natural Resource Mining
OX	Orex Exploration Inc	Tier2	Mining Exploration

## Chapter 7

Symbol	Company	Section	Business
REX	Orex Minerals Inc.	Tier2	Mineral Exploration/Development
OVV.P	Orient Venture Capital II Inc	Tier2	Capital Pool Company
OVC.P	Orient Venture Capital Inc	Tier2	Capital Pool Company
OTL	Oriental Minerals Inc.	Tier2	Mineral Exploration/Development
OK	Orko Silver Corp	Tier1	Mining
OGR	Oro Gold Resources Ltd.	Tier2	Precious Metals Exploration and Development
OAR	OroAndes Resources Corp.	Tier2	Mining
OR.P	Orocan Resource Corp	Tier2	Capital Pool Company
OCO	Oroco Resource Corp	Tier2	Junior Natural Resource Mining
ORN	Orsa Ventures Corp	Tier1	Junior Natural Resource Mining
OEL	Osprey Energy Ltd.	Tier2	Oil & Gas Exploration/Development
OBI	Osta Biotechnologies Inc.	Tier2	Biotechnology Research and Development Laboratories or Services
OOO	Otis Capital Corp	Tier2	Junior Natural Resource Mining
OEI	Otish Energy Inc	Tier1	Mining
OPX	Outdoorpartner Media Corporation	Tier2	Advertising And Related Services
OLR	Outlook Resources Inc	Tier2	Oil & Gas Exploration/Development
OVL	Overland Realty Limited	Tier1	Real Estate
PTP.H	P2P Health Systems Inc.	NEX	Health Care and Manufacturing and Distribution of Medical Devices
PMV	PMI Gold Corporation	Tier2	Gold Exploration
PGA	Pacgen Biopharmaceuticals Corporation	Tier1	Research and Development of Pharmaceutical Products
PMA	Pachamama Resources Ltd.	Tier1	Junior Natural Resource Mining
PBM	Pacific Bay Minerals Ltd	Tier2	Mineral Exploration/Development
BKM	Pacific Booker Minerals Inc.	Tier2	Exploration/Development
PCV	Pacific Cascade Minerals Inc	Tier2	Junior Natural Resource Mining
NKL	Pacific Coast Nickel Corp	Tier2	Mineral Exploration/Development
PCM	Pacific Comox Resources Ltd.	Tier2	Metal Ore Mining
PGO.H	Pacific GeoInfo Corp.	NEX	Data Processing Services
PCF	Pacific Harbour Capital Ltd.	Tier1	Other Financial Investment Activities
PPM	Pacific Imperial Mines Inc.	Tier2	Precious and Base Metals Exploration
POC	Pacific Iron Ore Corporation	Tier1	Mining
PKC	Pacific Link Mining Corp	Tier2	Security Technology
LUK	Pacific Lottery Corporation	Tier2	Gambling Industries
PPE	Pacific Paradym Energy Inc	Tier2	Oil & Gas Company
PEX	Pacific Ridge Exploration Ltd.	Tier2	Mining (Non-Oil&Gas) Exploration/Development
PRD	Pacific Rodera Energy Inc.	Tier2	Oil & Gas Exploration/Development
PSP	Pacific Safety Products Inc.	Tier1	Safety and Protective Products Manufacturer
PPZ	Pacific Topaz Resources Ltd.	Tier2	Other Metal Ore Mining
PAW.H	Pacific Wildcat Resources Corp.	NEX	Mineral Exploration/Development
PPY	Painted Pony Petroleum Ltd.	Tier1	Oil and Gas Extraction
PC.H	Palcan Power Systems Inc.	NEX	Technology
PLL	Palladon Ventures Ltd.	Tier2	Mineral Exploration/Development
PDE	Palo Duro Energy Inc	Tier2	Oil & Gas Company
PLO.H	Paloma Resources Inc.	NEX	Oil & Gas Exploration
POE	Pan Orient Energy Corp.	Tier2	Conventional Oil and Gas Extraction
PNT.H	Pan Terra Industries Inc	NEX	Construction Services Provider
PAN	PanTerra Resource Corp.	Tier2	Oil and Gas Exploration
PW	PanWestern Energy Inc.	Tier2	Oil and Gas Exploration and Production
PUC	Pancontinental Uranium Corporation	Tier2	Uranium Explorations & Development
PDA.P	Panda Capital Inc	Tier2	Capital Pool Company
PRA	Panorama Resources Ltd	Tier2	Junior Natural Resource Mining
PML	Panoro Minerals Ltd.	Tier2	Mineral Exploration/Development
PNX	Panthera Exploration Inc.	Tier2	Mineral Exploration/Development
PGR	Paragon Minerals Corp.	Tier2	Gold Mining
PGN	Paragon Pharmacies Limited	Tier1	Pharmacies and Drug Stores
PAL.P	Parallel Capital Corp.	Tier2	Capital Pool Company
PXM	Paramax Resources Ltd.	Tier2	Oil & Gas Exploration/Development
PI	Paris Energy Inc	Tier2	Oil and Gas Exploration and Production
PLC	Park Lawn Income Trust	Tier1	Cemeteries and Crematoria
PKE	Parkland Energy Services Inc	Tier2	Oilfield Services
PPP.P	Parlane Resource Corp	Tier2	Capital Pool Company
PEI	Parlay Entertainment Inc.	Tier2	Software Development
PAG.P	Parta Growth Capital I Inc	Tier2	Capital Pool Company
PJT	Partner Jet Corp.	Tier2	Air Transportation
PPI	Passport Metals Inc	Tier2	Mineral Exploration/Development
PPC	Patriot Petroleum Corp	Tier2	Oil & Gas Exploration/Development

## Chapter 7

Symbol	Company	Section	Business
PTG.P	Patriotstar Ventures Inc.	Tier2	Capital Pool Company
PIN	Pay Linx Financial Corporation	Tier2	Internet Services - Data Processing, Hosting & Related Services
PKS.H	PeakSoft Multinet Corp.	NEX	Internet Portal Services
PRH	Pearl River Holdings Limited	Tier2	Plastics And Rubber Products Manufacturing
PET	Peat Resources Limited	Tier2	Coal Mining
PEB	Pebble Creek Mining Ltd.	Tier2	Mining Exploration and Development
PEZ	Pediment Exploration Ltd.	Tier2	Mining
POG	Pegasus Oil and Gas Inc.	Tier1	Oil and Gas Exploration and Development
PX	Pelangio Exploration Inc	Tier1	Mining
GEM	Pele Mountain Resources Inc.	Tier2	Mining (Non-Oil&Gas) Exploration/Development
PBT	Pemberton Energy Ltd.	Tier2	Oil & Gas Extraction
PMC	Pencari Mining Corporation	Tier2	Mineral Exploration/Development
PDF	Pender Financial Group Corporation	Tier2	Other Financial Investment Activities
PAC.P	Penfold Capital Acquisition II Corporation	Tier2	Capital Pool Company
PNF.P	Penfold Capital Acquisition III Corporation	Tier2	Capital Pool Company
PNU.H	Peninsula Resources Ltd	NEX	Gold And Silver Mining
PEN	Pennant Energy Inc.	Tier2	Oil and Gas Exploration and Production
PNN	Pennine Petroleum Corporation	Tier2	Oil and Gas Exploration and Development
PNM	Perfect Fry Corp	Tier1	Other Food Manufacturing
PCI	Perlite Canada Inc.	Tier1	Industrial
PRO	Pershimco Resources Inc.	Tier2	Mining Exploration
PTL	Petra Petroleum Inc.	Tier2	Oil and Gas Services
PUP	Petro Uno Resources Ltd	Tier2	Oil & Gas Extraction
PTV	Petro Vista Energy Corp	Tier2	Oil & Gas Exploration
PER	Petro-Reef Resources Ltd	Tier1	Oil & Gas Extraction
PGB	PetroGlobe Inc.	Tier2	Oil & Gas Producer
PNI	PetroReal Energy Inc	Tier2	Oil & Gas Exploration/Development
PEF	Petroflow Energy Ltd	Tier1	Oil & Gas Exploration
PEA	Petrolia Inc.	Tier2	Oil & Gas Exploration
PCQ	Petrolympic Ltd	Tier2	Oil and Gas Exploration
PTR	Petromin Resources Ltd.	Tier1	Oil & Gas Exploration/Development
PEP	Petrostar Petroleum Corporation	Tier1	Oil and Gas Exploration
GAP	PharmaGap Inc.	Tier2	Temporarily Unclassified
PII	Pharmeng International Inc.	Tier1	Technology
PGI	Philex Gold Inc.	Tier2	Gold Mining
PCO	Phoenix Canada Oil Company Limited	Tier2	Hydrogen Technology Co.
PHN	Phoenix Oilfield Hauling Inc	Tier1	Support Activities for Oil and Gas Operations
FOS	Phoscan Chemical Corp	Tier2	Mining (Non-Oil&Gas) Exploration/Development
PN	Photochannel Networks Inc	Tier2	Information Technology Services
PHO	Photon Control Inc	Tier2	Developer of Fibre Optic meters, sensors and Switches
PSO.P	Picasso Inc	Tier2	Capital Pool Company
PTN.H	Pierre Enterprises Ltd.	NEX	Gold Mining
PIG	Pigboss Follow-up Growth Inc	Tier2	Agricultural Implement Manufacturing
PNE	Pine Cliff Energy Inc.	Tier2	Oil and Gas Exploration
PNW.H	Pinewood Resources Ltd.	NEX	Exploration/Development
PNL	Pinnacle Mines Ltd.	Tier2	Mining (Non-Oil&Gas) Exploration/Development
PTE	Pioneering Technology Corp	Tier2	Electrical Equipment Manufacturing
PXP	Pitchstone Exploration Ltd.	Tier1	Mineral Exploration/Development
PMN	Pixman Nomadic Media Inc	Tier2	Display Advertising
PXI	Planet Exploration Inc.	Tier2	Mining (Non-Oil&Gas) Exploration/Development
POH	Planet Organic Health Corp.	Tier1	Other Food Retailing
PTX	Platinex Inc	Tier2	Mineral Exploration/Development
PCS	Platinum Communications Corporation	Tier2	Internet Service Provider
PGC	Plato Gold Corp.	Tier2	Mining Exploration
PLY	Playfair Mining Ltd.	Tier2	Gold Exploration
PLZ	Plazacorp Retail Properties Ltd.	Tier1	Real Estate
PLE	Plexmar Resources Inc.	Tier2	Mining (Except Oil & Gas)
ONO.P	Pocono Capital Inc	Tier2	Capital Pool Company
POD.P	Podium Capital Corporation	Tier2	Capital Pool Company
PLR.H	Polar Resources Corporation	NEX	Oil & Gas Exploration/Development
POS	Polar Star Mining Corporation	Tier2	Mining
PGG	Polo Biology Global Group Corporation	Tier1	Manufacturing
PMB	Poly-Pacific International Inc	Tier2	Other Plastic Product Mfg.
PCK	Poplar Creek Resources Inc.	Tier2	Oil and Gas Exploration
PDO	Portal Resources Ltd	Tier2	Gold Exploration
PEL.P	Portia Exploration Ltd	Tier2	Capital Pool Company
PSH	Portrush Petroleum Corporation	Tier2	Oil & Gas Exploration

## Chapter 7

Symbol	Company	Section	Business
PON	Potash North Resource Corporation	Tier2	Mineral Exploration/Development
PWB	Power Tech Corporation Inc.	Tier2	Construction Machinery Manufacturing
PSC.P	Precision Enterprises Inc	Tier2	Capital Pool Company
PLM.P	Prelim Capital Inc	Tier2	Capital Pool Company
PEM	Premium Exploration Inc	Tier2	Mineral Exploration/Development
PNO	Prescient NeuroPharma Inc.	Tier2	Junior Natural Resource Mining
PR	Prestige Telecom Inc	Tier1	Other Telecommunications
PID	Prima Developments Ltd.	Tier2	Paint, Coating, Adhesive And Sealant Manufacturing
PYC	Primary Corp	Tier1	Merchant Banking
PIE	Primary Petroleum Corporation	Tier2	Junior Natural Resource Company, Oil & Gas
PMO	Prime City One Capital Corp	Tier2	Construction Management
PMR	Prime Meridian Resources Corp	Tier2	Mining
PEH	Primeline Energy Holdings Inc.	Tier2	Oil & Gas Exploration/Development
PTT	Primera Energy Resources Ltd	Tier2	Oil and Gas Exploration and Production
PNR.H	Prince Resource Corporation	NEX	Oil & Gas Exploration/Development
PM	Prism Medical Ltd.	Tier1	Health Care and Manufacturing and Distribution of Medical Devices
PRS.H	Prism Resources Inc.	NEX	Gold And Silver Mining
PRZ	Prize Mining Corporation	Tier1	Exploration/Development
PRM	Pro Minerals Inc	Tier2	Junior Natural Resource Mining
POI	Pro-Or Mng Res Inc Cl A	Tier2	Chromite and PGE (Platinum Group)
PMX	ProAm Exploration Corporation	Tier2	Mining (Non-Oil&Gas) Exploration/Development
PRB	Probe Mines Limited	Tier2	Mining (Except Oil & Gas)
PBR	Probe Resources Ltd.	Tier2	Oil and Gas Exploration and Development
POR	Process Capital Corp	Tier2	Oil & Gas Enhancement Technology
PF.P	Project Finance Corp	Tier2	Capital Pool Company
PLT	ProLab Technologies Inc.	Tier1	Industrial
PXR	Prominex Resource Corp	Tier2	Mining
PP.H	Promotional Products International, Ltd	NEX	Miscellaneous Wholesaler-Distributors
PCY	Prophecy Resource Corp	Tier2	Junior Natural Resource Mining
PRR	Prospector Consolidated Resources Inc.	Tier2	Junior Natural Resource Mining
POZ	Prosys Tech Corporation	Tier2	Computer Systems Design and Related Services
PVT	Proventure Income Fund	Tier1	Miscellaneous Store Retailers
PV.P	Providence Capital Corp	Tier2	Capital Pool Company
PST.H	PsiNaptic Inc.	NEX	Software and wireless communication technology
PVS	Puget Ventures Inc.	Tier2	Mining Exploration
PUL.P	Pulse Capital Corp	Tier2	Capital Pool Company
PUM	Puma Exploration Inc.	Tier2	Mining (Non-Oil&Gas) Exploration/Development & Production
PEV	Pure Energy Visions Corporation	Tier2	Manufacturing
AAR	Pure Industrial Real Estate Trust	Tier1	Real Estate
PUR	Pure Technologies Ltd.	Tier2	Software and Hardware Developers
PTU	Purepoint Uranium Group Inc.	Tier1	Uranium Mining
PYT	Pyng Medical Corp.	Tier1	Manufacturing of Diagnostic & Therapeutic Products
PYR	Pyramid Petroleum Inc.	Tier2	Oil and Gas Exploration and Production
QI	Q Investments Ltd.	Tier1	Holding & Investment
QAU	Q-Gold Resources Ltd.	Tier2	Gold Mining
QHR	QHR Technologies Inc.	Tier2	Software Development
QVC	QuStream Corporation	Tier1	Audio & Video Equipment Manufacturing
QZM.H	Quartz Mountain Resources Ltd	NEX	Mining (Except Oil & Gas)
QTA	Quaterra Resources Inc.	Tier2	Gold And Silver Mining
QML	Queensland Minerals Ltd	Tier2	Gold Mining
QPT	Quest Pharmatech Inc.	Tier2	Research and Development of Pharmaceutical Products
QUC	Quest Uranium Corporation	Tier2	Mineral Exploration/Development
QST	Questor Technology Inc.	Tier2	Oilfield Services
QQ	Quizam Media Corporation	Tier2	Computer Training
QSI.H	Qumana Software Inc.	NEX	Software Development
QIS	Quorum Information Technologies Inc.	Tier2	Software Publishers
RP	R.P.M. Tech Inc	Tier1	Machinery Manufacturing
RTC	RAMTelecom Inc.	Tier2	Satellite Telecommunications
RFC	RIFCO Inc.	Tier1	Sales Financing
RJX	RJK Explorations Ltd.	Tier2	Mineral Exploration/Development
RMS	RMS Systems Inc	Tier2	Support Activities for Oil and Gas Operations
RPT	RPT Uranium Corp	Tier2	Oil and Gas Exploration
RSY	RSI International Systems Inc	Tier2	Software Development
RAC	Radar Acquisitions Corporation	Tier2	Coal Mining
RCN	Radiant Communications Corp.	Tier2	Technology

## Chapter 7

Symbol	Company	Section	Business
RDT	Radiant Energy Corporation	Tier2	Other Support Activities for Air Transportation
RDS	Radisson Mining Resources Inc.	Tier2	Mining (Except Oil & Gas)
RDU	Radius Gold Inc.	Tier2	Mining (Non-Oil&Gas) Exploration/Development
RAX	Radius Resources Corp	Tier2	Oil and Gas Exploration, Development and Production
RAG	Rage Energy Ltd.	Tier2	Oil and Gas Exploration and Development
RMT	Raimount Energy Inc.	Tier2	Oil & Gas Extraction
RAN.P	Rain Resources Inc	Tier2	Capital Pool Company
RMN.P	Rainy Mountain Capital Corp	Tier2	Capital Pool Company
RR	Rainy River Resources Ltd.	Tier2	Mining Exploration
RAB	Rambler Metals and Mining Plc	Tier1	Mineral Exploration/Development
RNZ	Ranaz Corporation	Tier2	Other Food Manufacturing
RGZ	Randsburg International Gold Corp.	Tier2	Mineral Exploration/Development
RNC.P	Range Capital Corp	Tier2	Capital Pool Company
RAP	Rapid Brands Inc	Tier2	Franchising
RPD	Rapid Solutions Corporation	Tier2	Computer Systems Design and Related Services
RCP.H	Raptor Capital Corp	NEX	Conventional Oil and Gas Extraction
RES	Rare Element Resources Ltd.	Tier2	Mineral Exploration/Development
RAM	Rare Method Interactive Corp	Tier1	Media Services
RVI.P	Rattlesnake Ventures Inc	Tier2	Capital Pool Company
RDN	Raydan Manufacturing Inc.	Tier2	Motor Vehicle Parts Manufacturing
RAR	Raymor Industries Inc.	Tier2	Coating, Engraving, Heat Treating and Allied Activities
RYA.H	Raystar Capital Ltd	NEX	Temporarily Unclassified
RAY	Raytec Metals Corp	Tier2	Junior Natural Resource Mining
RMZ	ReMac Zinc Corp.	Tier1	Metal Ore Mining
RTY	Real Time Measurements Inc.	Tier2	Oil & Gas Enhancement Technology
RLX	Realex Properties Corp	Tier1	Real Estate
REB.P	Rebecca Capital Inc	Tier2	Capital Pool Company
RGI	Reco International Group Inc.	Tier2	General Construction Contractor
DRA	Red Dragon Resources Corp.	Tier2	Mining
RH	Red Hill Energy Inc	Tier2	Mining
RDM.P	Red Mile Capital Corp	Tier2	Capital Pool Company
RRK	Red Rock Energy Inc	Tier2	Uranium Mining
RXP	Redcliffe Exploration Inc.	Tier1	Oil & Gas Exploration, Production & Development
RDX	Redex Inc.	Tier2	Real Estate
RDK	Redhawk Resources Inc.	Tier2	Mining Exploration and Development
KUT	Redishred Capital Corp	Tier2	Franchising
RGC	Redstar Gold Corp	Tier2	Junior Natural Resource Mining
RXR	Reece Energy Exploration Corp	Tier1	Oil and Gas Exploration and Development
REE	Reef Resources Ltd	Tier2	Oil and Gas Exploration and Production
RRE	Reg Technologies Inc.	Tier2	Support Activities For Transportation
REG	Regal Energy Ltd.	Tier2	Junior Natural Resource Company, Oil & Gas
RAU.H	Regency Gold Corp	NEX	Temporarily Unclassified
RPP.P	Regent Pacific Properties Inc	Tier2	Capital Pool Company
REV	Regent Ventures Ltd.	Tier2	Other Metal Ore Mining
RGM	Remington Resources Inc	Tier2	Mineral Exploration/Development
REM	Remstar Resources Ltd.	Tier2	Natural Resource Exploration
RW	RenoWorks Software Inc	Tier2	Technology
RCO.P	Reocito Capital Inc	Tier2	Capital Pool Company
RPS	RepeatSeat Ltd.	Tier2	Entertainment
REO	Reservoir Capital Corp	Tier2	Gold Mining
RSV	Resolve Ventures Inc	Tier2	Nickel Exploration
RHC.P	Resource Hunter Capital Corp	Tier2	Capital Pool Company
RTE	Result Energy Inc.	Tier1	Conventional Oil and Gas Extraction
RGD	Reunion Gold Corporation	Tier1	Gold Exploration
RVA	Reva Resources Corp	Tier2	Mining
RCA.P	Revelation Ventures Inc.	Tier2	Capital Pool Company
RHI.P	Rhino Resources Inc.	Tier2	Capital Pool Company
RYE	Rhyolite Resources Ltd	Tier2	Mineral Exploration/Development
RMC	Rich Minerals Corp	Tier2	Trade Contracting
RIX	Richards Oil & Gas Limited	Tier2	Oil and Gas Exploration and Production
RII	Richco Investors Inc.	Tier2	Investment Management
RVC	Richfield Ventuers Corp	Tier2	Junior Natural Resource Mining
RMD	Richmond Minerals Inc	Tier2	Exploration/Development
RLE	Ridgeline Energy Services Inc	Tier2	Services to Oil and Gas Extraction
RFM	Rimfire Minerals Corporation	Tier2	Mining (Non-Oil&Gas) Exploration/Development
RBV	Ringbolt Ventures Ltd	Tier2	Mineral Exploration/Development
RCZ	Rio Cristal Zinc Corp	Tier2	Mineral Exploration/Development
RIP	Ripper Oil and Gas Inc.	Tier1	Oil & Gas Extraction

## Chapter 7

Symbol	Company	Section	Business
RIV.P	Rivera Capital Corp	Tier2	Capital Pool Company
RRI	Riverside Resources Inc	Tier2	Mineral Exploration/Development
RVS	Riverstone Resources Inc.	Tier2	Mineral Exploration/Development
RDR	RoaDor Industries Ltd.	Tier2	Transportation Equipment Manufacturing
RNM	Road New Media Corporation	Tier2	Electronic Commerce
RKG	Roadking Travel Centres Inc.	Tier2	Fuel Dealer
ROA	Roadrunner Oil & Gas Inc	Tier2	Oil and Gas Exploration
RBX	Robex Resources Inc.	Tier2	Mining (Except Oil & Gas)
ROK	Roca Mines Inc.	Tier2	Mineral Exploration/Development
RD	Rocher Debole Minerals Corp	Tier2	Temporarily Unclassified
ROH	Rochester Energy Corp	Tier2	Oil and Gas Exploration, Development and Production
RCT	Rochester Resources Ltd	Tier2	Resource
RBE	Rockbridge Energy Inc	Tier2	Oil and Gas Services
RCR	Rockcliff Resources Inc	Tier1	Mining Exploration
RGT	Rockgate Capital Corp.	Tier2	Gold Mining
RK	Rockhaven Resources Ltd	Tier2	Mineral Exploration/Development
RRC.P	Rockridge Capital Corp	Tier2	Capital Pool Company
RKY	Rocky Mountain Resources Corp	Tier1	Mineral Exploration/Development
RO	Rocky Old Man Energy Inc.	Tier2	Oil & Gas Exploration/Development
RMI	Rocmec Mining Inc	Tier2	Mining
RM	Rodinia Minerals Inc.	Tier1	Uranium Mining
RAF	Rogers Associate Financial Partners Inc.	Tier2	Consumer Finance
RLL	Rolling Rock Resources Corporation	Tier1	Gold Mining
R	Romarco Minerals Inc.	Tier2	Mining (Except Oil & Gas)
RMR	Rome Resources Ltd.	Tier2	Gold And Silver Mining
RG	Romios Gold Resources Inc.	Tier2	Mining (Except Oil & Gas)
ROM	Romulus Resources Ltd	Tier2	Mineral Exploration/Development
ROS	Roscan Minerals Corp.	Tier2	Gold And Silver Mining
RRM	Ross River Minerals Inc	Tier2	Mining (Non-Oil&Gas) Exploration/Development
ROI	Route1 Inc.	Tier2	Managed Network Service Provider
ROG	Roxgold Inc.	Tier2	Junior Natural Resource Mining
RMK	Roxmark Mines Limited	Tier2	Mineral Exploration/Development
RCX.P	Royal Capital Corp	Tier2	Capital Pool Company
RRO	Royal Roads Corp.	Tier1	Mineral Exploration/Development
RSM	Royal Standard Mnrls Inc	Tier2	Mining (Except Oil & Gas)
ROY.H	Royce Resources Corp.	NEX	Used Motor Vehicle Parts and Accessories Wholesaler-Distributors
RRX	Ruby Red Resources Inc	Tier2	Mining
ROR	Run of River Power Inc.	Tier1	Power Generation
RUN	Running Fox Resource Corp.	Tier2	Resource Exploration/Development
RUP	Rupert Resources Ltd.	Tier2	Gold Exploration
RML	Rusoro Mining Ltd	Tier1	Gold Mining
RB	Russell Breweries Inc	Tier2	Beverage Manufacturing
RPM	Rye Patch Gold Corp	Tier1	Metal Ore Mining
RYD	Ryland Oil Corporation	Tier2	Oil and Gas Exploration, Development and Production
SXG	SAMEX Mining Corp.	Tier1	Mining (Non-Oil&Gas) Exploration/Development
SBI.H	SBI Skin Biology Incorporated	NEX	Temporarily Unclassified
SEP.P	SEP Capital Corporation	Tier2	Capital Pool Company
SXL	SLAM Exploration Ltd	Tier2	Mineral Exploration/Development
SMV.H	SMC Ventures Inc.	NEX	Temporarily Unclassified
SNL	SNL Enterprises Ltd.	Tier2	Metal Ore Mining
SNS	SNS Silver Corp	Tier2	Junior Natural Resource Mining
SPV.P	SPVC Capital Corporation	Tier2	Capital Pool Company
SQD	SQI Diagnostics Inc	Tier2	Healthcare Information Technology
SUB.H	SUB Capital Inc.	NEX	Temporarily Unclassified
SDP	SVIT Gold Corp	Tier2	Junior Natural Resource
SBB	Sabina Silver Corporation	Tier1	Mining
SAE	Sable Resources Ltd.	Tier2	Gold And Silver Mining
SHM.P	Saccharum Energy Corp	Tier2	Capital Pool Company
SCM	Sacre-Coeur Minerals, Ltd	Tier1	Mining Exploration
SGX	Sage Gold Inc	Tier2	Mineral Exploration/Development
SCX.P	Sagittarius Capital Corporation	Tier2	Capital Pool Company
SPZ	Saha Petroleum Ltd	Tier2	Oil and Gas Exploration, Development and Production
SAH	Sahara Energy Ltd	Tier2	Oil and Gas Exploration and Development
SRL	Salazar Resources Limited	Tier2	Mineral Exploration/Development
SAL	Salmon River Resources Ltd.	Tier2	Exploration/Development
SAO	Samba Gold Inc.	Tier2	Mining Exploration and Development
SCD	Samoth Oilfield Inc.	Tier2	Oil and Gas Exploration, Development and Production

## Chapter 7

Symbol	Company	Section	Business
TON.P	San Anton Capital Inc	Tier2	Capital Pool Company
SGR	San Gold Corporation	Tier1	Gold Mining
SMN	San Marco Resources Inc	Tier2	Mineral Exploration/Development
STA	Sanatana Diamonds Inc	Tier2	Mining (Non-Oil & Gas) Exploration/Development
SSP.P	Sandspring Resources Ltd	Tier2	Capital Pool Company
SSL	Sandstorm Resources Ltd.	Tier2	Mineral Exploration/Development
STC	Sangoma Technologies Corporation	Tier2	Communications Equipment Manufacturing
SFM	Santa Fe Metals Corp	Tier2	Mineral Exploration/Development
SAN	Santoy Resources Ltd.	Tier2	Mining Exploration and Development
SNU	Sanu Resources Ltd.	Tier2	Base Metal
SAR	Saratoga Electronic Solutions Inc	Tier2	Other Financial Transactions Processing and Clearing House Activities
SMI	Saturn Minerals Inc.	Tier2	Mineral Exploration/Development
SVT	Savant Explorations Ltd	Tier2	Metal Ore Mining
SCA.P	Savary Capital Corp	Tier2	Capital Pool Company
SRE	Saville Resources Inc.	Tier2	Natural Resources
SXN	Saxon Oil Company Ltd	Tier1	Oil and Gas Exploration and Production
SNE	Schneider Power Inc.	Tier2	Industrial
SBO.P	Schwabo Capital Corporation	Tier2	Capital Pool Company
SBX	Sea Breeze Power Corp.	Tier2	Other
SDX	Sea Dragon Energy Inc	Tier2	Oil and Gas Exploration
SGS	Sea Green Capital Corp.	Tier2	Mineral Exploration/Development
SFF	Seafield Resources Ltd	Tier2	Mineral Exploration/Development
SDS	Seair Inc.	Tier2	Technology Research and Development
SEE	Seamiles Limited	Tier2	Industrial
SMY	Search Minerals Inc.	Tier2	Mineral Exploration/Development
RSG	Searchgold Resources Inc	Tier2	Mining (Except Oil & Gas)
CVU	Seaview Energy Inc.	Tier1	Oil and Gas Exploration and Production
SEW	Seaway Energy Services Inc.	Tier1	Oil and Gas Extraction
SCS	Second Wave Petroleum Inc	Tier2	Oil and Gas Exploration
SRO	Section Rouge Media Inc.	Tier2	Newspaper, Periodical, Book And Database Publishers
SDN	Sedex Mining Corp.	Tier2	Mining (Non-Oil&Gas) Exploration/Development
SGZ	Sego Resources Inc	Tier2	Gold Mining
SCG	SelectCore Ltd.	Tier2	Telecommunications
SLK	Selkirk Metals Corp.	Tier1	Mining
SWN	Selwyn Resources Ltd	Tier1	Mineral Exploration/Development
STT	Semcan Inc	Tier2	Engineering Services
SNR	Senator Minerals Inc.	Tier2	Mineral Exploration/Development
SN	Sennen Resources Ltd.	Tier2	Precious Metals Exploration and Development
SIO	Sensio Technologies Inc	Tier2	Computer Systems Design and Related Services
SEN	Sentinel Rock Oil Corporation	Tier2	Oil and Gas Exploration and Development
SET	Seprotech Systems Inc.	Tier2	Design & Manufacture, Water Purification Equipment
SLC	Serebra Learning Corporation	Tier2	Software Publishers
SIR	Serengeti Resources Inc.	Tier2	Gold Mining
SER	Serenic Corporation	Tier2	Software Development
SZZ.P	Sereno Capital Corporation	Tier2	Capital Pool Company
SQZ	Serica Energy PLC	Tier2	Oil & Gas Exploration/Development
SVA	Sernova Corp.	Tier2	Research And Development In The Life Sciences
SEI	Shane Resources Ltd.	Tier2	Mining (Non-Oil&Gas) Exploration/Development
SHY	Sharon Energy Ltd.	Tier2	Oil & Gas Exploration/Development
SHO.H	Sharpe Resources Corp	NEX	Oil & Gas Exploration/Development
SJR	Shaw Communications Inc.	Tier1	Cable Television/Communications
SRM	Shear Minerals Ltd	Tier2	Exploration/Development
SWX	Shear Wind Inc.	Tier2	Other Electric Power Generation
SLY.P	Shelby Ventures Inc	Tier2	Capital Pool Company
OAK	Sheltered Oak Resources Corp	Tier2	Mining
STO	Shelton Canada Corp.	Tier2	Oil & Gas Exploration/Development
SHE.P	Shenul Capital Inc.	Tier2	Capital Pool Company
SHG.P	Shield Gold Inc	Tier2	Capital Pool Company
SMH	Shoreham Resources Ltd.	Tier2	Junior Natural Resource Mining
SD	Sidon International Resources Corporation	Tier2	Metal Ore Mining
SIE.P	Sieger Capital Management Ltd	Tier2	Capital Pool Company
SGP	Sienna Gold Inc.	Tier2	Mining
SRA	Sierra Geothermal Power Corp	Tier2	Other Electric Power Generation
SIC	Sigma Industries Inc	Tier1	Other Fabricated Metal Product Manufacturing
SXX.P	Silex Ventures Ltd	Tier2	Capital Pool Company
SIL	Silk Road Resources Ltd.	Tier2	Gold Exploration
SF	Silver Fields Resources Inc	Tier2	Mineral Exploration/Development

## Chapter 7

Symbol	Company	Section	Business
SVG	Silver Grail Resources Ltd.	Tier2	Gold And Silver Mining
SKZ	Silver Lake Resources Inc	Tier2	Mineral Exploration/Development
SQI	Silver Quest Resources Ltd.	Tier2	Resource
SSR	Silver Shield Resources Corp	Tier2	Mining Exploration
SSE	Silver Spruce Resources Inc.	Tier2	Non-Metallic Mineral Mining And Quarrying
SVB	SilverBirch Inc	Tier2	Media Services
SVL	SilverCrest Mines Inc.	Tier1	Silver Mining
SYI	Silvermet Inc	Tier2	Exploration/Development
SMR	Silvermex Resources Ltd	Tier2	Silver Ore Mining
SST	Silverstone Resources Corp	Tier1	Silver Ore Mining
SFX	Silvore Fox Minerals Corp	Tier2	Mining
SAU	Simberi Mining Corporation	Tier2	Base Metal
SMZ	Sinchao Metals Corp	Tier2	Junior Natural Resource Mining
SMM.P	Sinomar Capital Corp	Tier2	Capital Pool Company
SOI	Sirios Resources Inc.	Tier1	Mining (Except Oil & Gas)
SIB	Sitebrand Inc	Tier2	Software Development
SKN	Skana Capital Corp	Tier2	Investment Company
SKE	Skeena Resources Limited	Tier2	Metal Ore Mining
SKF	Skor Food Group Inc., The	Tier1	Food Wholesaler-Distributors
SYR.H	Sky Ridge Resources Ltd	NEX	Temporarily Unclassified
SBD	Skybridge Development Corp	Tier2	Mineral Exploration/Development
SKV	Skygold Ventures Ltd	Tier2	Exploration/Development
SYH	Skyharbour Resources Ltd.	Tier2	Gold and Base Metal Mining
SK	Skyline Gold Corporation	Tier2	Mining (Non-Oil&Gas) Exploration/Development
SLM.P	Slater Mining Corporation	Tier2	Capital Pool Company
SSC	SmartCool Systems Inc.	Tier2	Energy Conservation System Design, Installation & Maintenance
SNO	Snowfield Development Corp.	Tier2	Mining (Non-Oil&Gas) Exploration/Development
SDW	Sofame Technologies Inc	Tier2	Energy Conservation System Design, Installation & Maintenance
SFT	Softrock Minerals Ltd	Tier2	Oil & Natural Gas
SGW.P	Software Growth Inc	Tier2	Capital Pool Company
SOH	Soho Resources Corp.	Tier2	Gold And Silver Mining
SL	Sola Resource Corp.	Tier2	Diamond Mining
SAA	Solara Exploration Ltd.	Tier2	Oil and Gas Exploration, Development and Production
SVS	Solarvest BioEnergy Inc	Tier2	Biotechnology Research &/or Development
SOV.P	Soldi Ventures Inc.	Tier2	Capital Pool Company
SIB	Sitebrand Inc	Tier2	Software Development
SKN	Skana Capital Corp	Tier2	Investment Company
SKE	Skeena Resources Limited	Tier2	Metal Ore Mining
SKF	Skor Food Group Inc., The	Tier1	Food Wholesaler-Distributors
SYR.H	Sky Ridge Resources Ltd	NEX	Temporarily Unclassified
SBD	Skybridge Development Corp	Tier2	Mineral Exploration/Development
SKV	Skygold Ventures Ltd	Tier2	Exploration/Development
SYH	Skyharbour Resources Ltd.	Tier2	Gold and Base Metal Mining
SK	Skyline Gold Corporation	Tier2	Mining (Non-Oil&Gas) Exploration/Development
SLM.P	Slater Mining Corporation	Tier2	Capital Pool Company
SSC	SmartCool Systems Inc.	Tier2	Energy Conservation System Design, Installation & Maintenance
SNO	Snowfield Development Corp.	Tier2	Mining (Non-Oil&Gas) Exploration/Development
SDW	Sofame Technologies Inc	Tier2	Energy Conservation System Design, Installation & Maintenance
SFT	Softrock Minerals Ltd	Tier2	Oil & Natural Gas
SGW.P	Software Growth Inc	Tier2	Capital Pool Company
SOH	Soho Resources Corp.	Tier2	Gold And Silver Mining
SL	Sola Resource Corp.	Tier2	Diamond Mining
SAA	Solara Exploration Ltd .	Tier2	Oil and Gas Exploration, Development and Production
SVS	Solarvest BioEnergy Inc	Tier2	Biotechnology Research &/or Development
SOV.P	Soldi Ventures Inc.	Tier2	Capital Pool Company
SOX	Solex Resources Corp.	Tier2	Mining
SRW	Solid Resources Ltd	Tier2	Mining Exploration
SLT	Solitaire Minerals Corp.	Tier2	Exploration/Development
SRB	Solomon Resources Limited	Tier1	Mining (Except Oil & Gas)
SOL	Soltoro Ltd	Tier2	Mining
STL	SolutionInc Technologies Limited	Tier2	Computer Systems Design and Related Services
SLA	Solutrea Corp.	Tier2	Telecommunications
SNV	Sonic Technology Solutions Inc	Tier2	Environmental Remediation
PWR	SonnenEnergy Corp	Tier1	Solar Energy Technology

## Chapter 7

Symbol	Company	Section	Business
SHH	Sonomax Hearing Healthcare Inc.	Tier2	Manufacturer of Calibrated Hearing Protection Device
SNI	Sonor Investments Limited	Tier1	Holding & Investment
SOC	Sonora Gold & Silver Corp	Tier2	Mineral and Oil and Gas Exploration
SOP	Source Exploration Corp	Tier2	Mining
SOU.H	Source Life Sciences Inc.	NEX	Capital Pool Company
SGQ	SouthGobi Energy Resources Ltd.	Tier2	Mineral Exploration/Development
SV	Southampton Ventures Inc.	Tier2	Base Metal
SA	Southern Arc Minerals Inc.	Tier2	Gold Mining
SH	Southern Hemisphere Mining Limited	Tier2	Mineral Exploration/Development
STP	Southern Pacific Resources Corp	Tier2	Junior Natural Resource
SSV	Southern Silver Exploration Corp.	Tier2	Gold And Silver Mining
SPW.P	Sparrow Ventures Corp	Tier2	Capital Pool Company
SAY	Sparta Capital Ltd.	Tier2	Financing Start Up Companies
SRI	Sparton Resources Inc	Tier2	Mineral Exploration/Development
HAM	Specialty Foods Group Income Fund Trust	NEX	Open-ended limited purpose trust
SSA	Spectra Inc	Tier2	Manufacturer/Distributor of Safety Products for Commercial Transportation
SPH.H	Sphere Resources Inc	NEX	Mineral Exploration/Development
SPQ	Spider Resources Inc.	Tier2	Mineral Exploration/Development
SEL	Spitfire Energy Ltd.	Tier2	Oil and Gas Exploration and Production
SPS	Sportscene Group Inc.	Tier1	Full-Service Restaurant
SCV	Sportsclick Inc	Tier2	All Other Wholesaler-Distributors
SPN.P	Spring & Mercer Capital Corp	Tier2	Capital Pool Company
SHL	Spruce Ridge Resources Ltd.	Tier2	Mineral Exploration/Development
SPY	Spylogics International Corp	Tier2	Technology
SLI	St. Elias Mines Ltd.	Tier2	Mining (Except Oil & Gas)
SEM	St. Eugene Mining Corp Ltd	Tier2	Lead-Zinc Mining
CAT	Staccato Gold Resources Ltd.	Tier2	Mineral Exploration/Development
SGY	Stage Capital Inc	Tier2	Mineral Exploration/Development
RUU	Stans Energy Corp	Tier2	Mining
SNA	Star Navigation Systems Group Ltd	Tier2	Information Technology
SUV	Star Uranium Corp	Tier2	Junior Natural Resource
SFR	Starfire Minerals Inc.	Tier2	Uranium Mining
STX.H	Starrex Mining Corporation Ltd.	NEX	Industrial Investment
SRR	Statesman Resources Ltd.	Tier2	Junior Natural Resource Company, Oil & Gas
SML	Stealth Minerals Limited	Tier2	Exploration/Development
SLV	Stealth Ventures Ltd.	Tier2	Oil and Gas Exploration and Production
SPX	Stellar Pacific Ventures Inc.	Tier2	Mineral Exploration/Development
STH	Stelmine Canada Ltd	Tier2	Gold Mining
SSS	Stem Cell Therapeutics Corp.	Tier2	Scientific Research And Development Services
SLG	Sterling Resources Ltd	Tier2	Oil & Gas Exploration/Development
SSN	Stetson Oil and Gas Ltd	Tier2	Oil and Gas Exploration and Development
SKY	Stikine Gold Corporation	Tier2	Mineral Exploration/Development
SQA	Stina Resources Ltd.	Tier2	Mining
SHC	Stockhouse Inc	Tier2	Information Services
SMO.H	Stone Mountain Holdings Inc	NEX	Manufacturer of Fibre Cement Roofing Products
SPG	StonePoint Global Brands Inc.	Tier2	Consumer Products - Household Goods
SFE.A	Stonefire Energy Corp.	Tier2	Oil and Gas Exploration, Development and Production
STS	Stoneshield Capital Corp	Tier2	Mineral Exploration/Development
SVI	Storagevault Canada Inc	Tier2	Real Estate & Rental and Leasing
SRD	Strait Gold Corporation	Tier2	Mining Exploration and Development
SRK	Stralak Resources Inc.	Tier2	Mining (Non-Oil&Gas) Exploration/Development
SB	Stratabound Minerals Corp	Tier1	Mining (Non-Oil&Gas) Exploration/Development
SGE	Strategem Capital Corporation	Tier2	Internet Venture Incubator
SMD	Strategic Metals Ltd.	Tier1	Mining (Except Oil & Gas)
SOG	Strategic Oil & Gas Ltd.	Tier2	Oil & Gas Exploration/Development
SRZ.H	Strategic Resource Acquisition Corporation	NEX	Temporarily Unclassified
STM	Strathmore Minerals Corp.	Tier1	Uranium Mining
SE	Stratic Energy Corporation	Tier1	Oil & Gas Exploration/Development
SKO	Stream Oil and Gas Ltd	Tier2	Oil & Gas Company
SLQ	Streetlight Intelligence Inc	Tier2	Designs, Manufactures, and Markets products for the Streetlight Industry
STK	Strike Minerals Inc	Tier2	Mining Exploration and Development
SKK	Strikewell Energy Corp	Tier2	Oil & Gas Company
SBW	Strongbow Exploration Inc.	Tier2	Mineral Exploration/Development
SDR	Stroud Resources Ltd.	Tier2	Mining (Except Oil & Gas)
SKC.P	Sukari Ventures Corp	Tier2	Capital Pool Company
SUL	Sultan Minerals Inc.	Tier2	Gold And Silver Mining

## Chapter 7

Symbol	Company	Section	Business
SS.P	Summus Capital Corp	Tier2	Capital Pool Company
SDV.H	Sumtra Diversified Inc.	NEX	Holding & Investment
SED	Sun Entertainment Holding Corporation	Tier2	Pre-Recorded Music Sales
SSQ.P	Sun Red Capital Corporation	Tier2	Capital Pool Company
SGC	Sunridge Gold Corp.	Tier2	Junior Natural Resource Mining
CAD	Superior Canadian Resources Inc.	Tier2	Mining (Non-Oil & Gas) Exploration/Development
SUI	Superior Mining International Corporation	Tier2	Junior Natural Resource Mining
SPR	Supreme Resources Ltd	Tier2	Junior Natural Resource
SRN	Suroco Energy Inc.	Tier2	Oil and Gas Extraction
STG	Sustainable Energy Technologies Ltd.	Tier2	Technology Holding Company
SGM	Sutter Gold Mining Inc	Tier2	Mineral Exploration/Development
SPC	Swift Power Corp.	Tier2	Hydro-Electric Power Generation
SWR	Swift Resources Inc.	Tier2	Mineral Exploration/Development
SYZ	Sylogist Ltd.	Tier2	Business Services
SYD	Synodon Inc.	Tier2	Navigational, Measuring, Medical And Control Instruments Manufacturing
SYU.P	Syracuse Capital Corp	Tier2	Capital Pool Company
SYC	Syscan International Inc.	Tier2	Computer, Computer Peripheral and Pre-Packaged Software Wholesaler-Distributors
TMT.H	T.M.T. Resources Inc.	NEX	Oil & Gas Exploration/Development
TAC.P	TAC Capital Corp	Tier2	Capital Pool Company
TAD.P	TAD Capital Corp	Tier2	Capital Pool Company
TAO	TAG Oil Ltd.	Tier1	Oil & Gas Company
TGE	TG World Energy Corp.	Tier2	Oil & Gas Exploration/Development
TIX	TIEX Inc.	Tier2	Mineral Exploration/Development
TNC	TIO Networks Corp	Tier2	Software Development
TNR	TNR Gold Corp.	Tier2	Gold Exploration
TFA	TRAFINA Energy Ltd.	Tier2	Oil & Gas Exploration/Development
TOM.H	TS Telecom Ltd	NEX	Holding Company
TTQ	TTM Resources Inc.	Tier1	Gold Mining
TTX.H	Tactex Controls Inc.	NEX	Computer And Electronic Product Manufacturing
TLG	Tagish Lake Gold Corp.	Tier2	Mineral Exploration/Development
TPN.P	Taipan Capital Corp	Tier2	Capital Pool Company
TJC.P	Tajac Capital Inc.	Tier2	Capital Pool Company
TJZ	Tajzha Ventures Ltd.	Tier2	Oil & Gas Exploration/Development
TKK	Takara Resources Inc	Tier2	Mineral Exploration/Development
TAR	Talon International Energy Ltd.	Tier2	Oil & Gas Exploration/Development
JBS	Talware Networx Inc.	Tier2	Developer of Software Solutions for Corporate & Professional Third Party Recruitment Functions
TAM	Tamerlane Ventures Inc.	Tier2	Mineral Exploration/Development
TAN	Tangarine Payment Solutions Corp.	Tier2	Electronic Commerce
TEI	Tango Energy Inc	Tier2	Oil and Gas Exploration and Production
TQY	Tanqueray Resources Ltd	Tier2	Mining (Non-Oil&Gas) Exploration/Development
TPA.H	Tapango Resources Ltd.	NEX	Junior Natural Resource Mining
TPR.H	Tapestry Resource Corp	NEX	Temporarily Unclassified
TRO	Taranis Resources Inc.	Tier2	Precious Metals Exploration and Development
TCI	Target Capital Inc	Tier2	Investment Management
TEM	Target Exploration and Mining Corp.	Tier2	Mineral Exploration/Development
TCC	Tarsis Capital Corp	Tier2	Metal Ore Mining
TAT	Tatmar Ventures Inc.	Tier2	Mining
TAW	Tawsho Mining Inc	Tier1	Mining
TYC.P	Taycon Capital Corporation	Tier2	Capital Pool Company
TEA	Tearlach Resources Limited	Tier2	Resource Company
TFT	Tele-Find Technologies Corp.	Tier2	On-Line Information Services
HOP	Telehop Communications Inc.	Tier2	Telecommunications, Equipment/Services
TLF	Telford Services Group, Inc.	Tier2	Services to Oil and Gas Extraction
TME	Temex Resources Corp.	Tier2	Mineral Exploration/Development
TR	Temple Real Estate Investment Trust	Tier2	Real Estate
TJS	Tenajon Resources Corp	Tier2	Gold And Silver Mining
TPI	Tenth Power Technologies Corp	Tier2	Manufacturing of High Technology Industrial Products
TRA	Teras Resources Inc.	Tier2	Mining
HUB.P	Terminal City Capital Inc	Tier2	Capital Pool Company
TTR	Terra Energy Corp.	Tier1	Oil and Gas Exploration and Production
TII	Terra Firma Capital Corporation	Tier2	Real Estate
TGC	Terra Nova Minerals Inc	Tier2	Junior Natural Resource Mining
TAS	Terra Ventures Inc.	Tier2	Mining (Non-Oil & Gas) Exploration/Development
TER.P	Terrace Resources Inc	Tier2	Capital Pool Company
TEN	Terraco Gold Corp.	Tier2	Gold/Mineral Exploration

## Chapter 7

Symbol	Company	Section	Business
TRX	Terrane Metals Corp	Tier1	Mineral Exploration/Development
TXR	Terrax Minerals Inc	Tier2	Mining
TRC	Teryl Resources Corp.	Tier2	Gold And Silver Mining
TLR	Teslin River Resources Corp	Tier2	Mineral Exploration/Development
TG.P	Testudo Oil & Gas Exploration Ltd	Tier2	Capital Pool Company
TUO	Teuton Resources Corp.	Tier2	Gold And Silver Mining
TXS	Texada Software Inc.	Tier2	Industrial
TEX	Texalta Petroleum Ltd.	Tier2	Oil & Gas Exploration/Development
FUT	The Futura Loyalty Group Inc	Tier2	Marketing Services
PO.P	The Phoenician Fund Corporation I	Tier2	Capital Pool Company
TSR	The Silver Recycling Company Inc	Tier2	Silver Recycling
THH.P	Theia Resources Ltd	Tier2	Capital Pool Company
THV	Thelon Ventures Ltd.	Tier2	Mineral Exploration/Development
MAC.H	Themac Resources Group Limited	NEX	Mining
TLT	Theralase Technologies Inc.	Tier2	Medical Device Development
TMG	Thermal Energy International Inc.	Tier2	Energy Conservation and Environmental Compliance Technology
THX	Thor Explorations Ltd	Tier2	Gold And Silver Mining
THG	Threegold Resources Inc	Tier2	Mineral Exploration/Development
THU	Thunder Sword Resources Inc.	Tier2	Uranium Mining
TBD	Thunderbird Energy Corporation	Tier2	Natural Resource Exploration
TGR	Tiger International Resources Inc.	Tier2	Gold Mining
TPM.H	Tiger Pacific Mining Corp	NEX	Mining Exploration and Development
TTL	Tigertel Communications Inc	Tier2	Communications and Media Broadcasting
TMM	Timmins Gold Corp.	Tier2	Gold Mining
TK	Tinka Resources Limited	Tier2	Gold And Silver Mining
TTS	Tintina Mines Ltd	Tier2	Junior Natural Resource Mining
TXX	Tirex Resources Ltd	Tier2	Mineral Exploration/Development
TLA	Titan Logix Corp	Tier1	Other Miscellaneous Manufacturing
TMD	Titan Medical Inc	Tier2	Medical Technology
TTA	Titan Trading Analytics Inc.	Tier2	Software Publishers
TUE	Titan Uranium Inc.	Tier2	Mineral Exploration/Development
TIC	Titanium Corporation Inc.	Tier2	Mining (Except Oil & Gas)
TBZ	Tonbridge Power Inc.	Tier2	Power Project Development
TPT.P	Toptent Inc	Tier2	Capital Pool Company
TCR	Torch River Resources Ltd.	Tier2	Mineral Exploration/Development
TQE	Torque Energy Inc.	Tier2	Oil & Gas Producer
TNL	Torrential Energy Ltd	Tier2	Oil and Gas Exploration, Development and Production
TTZ	Total Telcom Inc.	Tier1	Wireless Technologies
THP	Totally Hip Technologies Inc.	Tier2	Software Development
TTM	Totem Minerals Inc	Tier2	Mineral Exploration/Development
TDW.P	Touchdown Capital Inc	Tier2	Capital Pool Company
TCH.H	Touchstone Resources Ltd US\$	NEX	Oil & Gas Exploration/Development
TVC	Tournigan Energy Ltd	Tier1	Junior Natural Resource
TOV.P	Tova Ventures Inc.	Tier2	Capital Pool Company
TWR	Tower Energy Ltd.	Tier2	Natural Resources
TOX	Toxin Alert Inc.	Tier2	Scientific Research And Development Services
TWD	Trade Winds Ventures Inc	Tier2	Gold Mining
TOZ	Trans-Orient Petroleum Ltd.	Tier2	Oil & Gas Exploration/Development
TAE	TransAmerican Energy Inc.	Tier2	Junior Natural Resource Company, Oil & Gas
TNG	TransGaming Inc	Tier2	Computer Systems Design and Related Services
TTI	TransGlobe Internet and Telecom Co., Ltd.	Tier2	Telecommunications
TSU	Transeuro Energy Corp.	Tier2	Oil & Gas Company
TNV.P	Transformative Ventures Ltd	Tier2	Capital Pool Company
TXE	Traxion Energy Inc	Tier2	Oil and Gas Exploration and Development
TRR	Trelawney Resources Inc	Tier2	Mining (Non-Oil&Gas) Exploration/Development
TRS	Tres-Or Resources Ltd.	Tier2	Diamond Exploration
TOE	Tri Origin Exploration Ltd.	Tier2	Precious and Base Metals Exploration
TAL	Tri-Gold Resources Corp.	Tier2	Mineral Exploration/Development
TVR.H	Tri-River Ventures Inc.	NEX	Temporarily Unclassified
TIA	Triangle Industries Ltd.	Tier2	Support Activities For Transportation
TPE	Triangle Petroleum Corporation	Tier2	Oil and Gas Exploration and Development
TNT.H	Triant Holdings Inc	NEX	Industrial/Technology
TCB	Tribune Minerals Corp	Tier2	Junior Natural Resource
TBM	Tribute Minerals Inc	Tier2	Gold and Base Metal Mining
TRB	Tribute Resources Inc	Tier2	Oil and Gas Production and Gas Storage
TXM	Triex Minerals Corporation	Tier1	Junior Natural Resource Mining
TEL	Trigon Uranium Corp	Tier2	Mineral Exploration/Development

## Chapter 7

Symbol	Company	Section	Business
TNM	Trillium North Minerals Ltd	Tier2	Support Activities For Mining
TRN.P	Trincan Capital Corp	Tier2	Capital Pool Company
TGK	Trio Gold Corp	Tier2	Mining (Non-Oil&Gas) Exploration/Development
TEE	Triple 8 Energy Ltd.	Tier2	Oil & Gas Extraction
TEZ	Triton Energy Corp.	Tier1	Oil and Gas Exploration and Production
TRU	Trius Investments Inc	Tier2	Waste Collection
TRV	Trivello Energy Inc	Tier2	Junior Natural Resource Mining
TRD.P	Triwood Capital Corp	Tier2	Capital Pool Company
TVN	Troon Ventures Ltd	Tier2	Gold And Silver Mining
TEG	Troy Energy Corp	Tier2	Mineral Exploration/Development
TYE	Troymet Exploration Corp	Tier2	Mining
TGX	True North Gems Inc.	Tier2	Other Non-Metallic Mineral Mining And Quarrying
TPC	TrueStar Petroleum Corporation	Tier2	Junior Natural Resource Company, Oil & Gas
TSD	Tsodilo Resources Limited	Tier2	Diamond Exploration and Development
TM	Tumi Resources Limited	Tier1	Mineral Exploration/Development
TKY.H	Turnkey E&P Inc	NEX	Temporarily Unclassified
TUS	Tuscany Energy Ltd.	Tier2	Oil & Gas Exploration/Development
TWO	Twoco Petroleums Ltd.	Tier1	Oil and Gas Exploration and Production
TDC	Tyhee Development Corp.	Tier1	Gold Mining
TIP	Tyner Resources Ltd	Tier2	Oil & Gas Exploration/Development
TOO	Typhoon Exploration Inc.	Tier2	Mining Exploration
USA	U. S. Silver Corporation	Tier1	Mining
UWE	U3O8 Corp.	Tier2	Mining
UC	UC Resources Ltd.	Tier1	Mining
UNI	UNOR Inc.	Tier2	Mining (Non-Oil&Gas) Exploration/Development
US	USA Video Interactive Crp	Tier2	Other Telecommunications
UCU	Ucore Uranium Inc	Tier2	Mining
ULD.P	Uldaman Capital Corp	Tier2	Capital Pool Company
ULU	Ultra Uranium Corp	Tier2	Nickel, Platinum, Palladium and Gold Mining/Exploration
UNE	Unbridled Energy Corporation	Tier2	Junior Natural Resource
UW	Underworld Resources Inc	Tier2	Gold Mining
UGD	Unigold Inc.	Tier2	Mineral Exploration/Development
UVI	Unilens Vision Inc.	Tier2	Medical Equipment And Supplies Manufacturing
UN	Union gold Inc	Tier2	Non-Metallic Mineral Mining And Quarrying
UBS	Unique Broadband Systems, Inc.	Tier1	Investment Management
USS	Uniserve Communications Corporation	Tier1	Communications and Information Technology sector
URX	Unitech Energy Resources Inc	Tier2	Oil and Gas Exploration and Development
UCG	United China International Enterprises Grp Ltd. US\$	Tier2	Other Miscellaneous Manufacturing
UZZ	United Protection Security Group Inc	Tier2	Investigation and Security Services
URP	United Reef Limited	Tier2	Mineral Exploration/Development
UUC	United Uranium Corp	Tier2	Rare Metals/Precious Metals
UIC.P	Universal Infrastructure Corp.	Tier2	Mining Exploration
UNX	Universal Power Corp	Tier2	Oil and Gas Exploration
UUL	Universal Uranium Ltd.	Tier2	Uranium Mining
UCM	Upper Canyon Minerals Corp	Tier2	Junior Natural Resource Mining
URC	Uracan Resources Ltd	Tier2	Uranium Mining
UBR	Uranium Bay Resources Inc	Tier2	Mineral Exploration/Development
UCR	Uranium City Resources Inc.	Tier2	Uranium Explorations & Development
UNR	Uranium North Resources Corp	Tier2	Uranium Mining
UPC	Uranium Power Corp.	Tier2	Uranium Mining
URS.P	Urastar Energy Inc	Tier2	Capital Pool Company
UVN	Uravan Minerals Inc.	Tier1	Exploration/Development
UBN	Urban Communications Inc.	Tier2	Telecommunications
UFC	Urbanfund Corp.	Tier2	Real Estate Property Managers
URO	Urodynamix Technologies Ltd.	Tier2	Medical Device Development
UME	Uruguay Mineral Exploration Inc	Tier2	Mineral Exploration/Development
VGS	VGS Seismic Canada Inc	Tier1	Services to Oil and Gas Extraction
VQS	VIQ Solutions Inc.	Tier2	Software Development
VMS	VMS Ventures Inc.	Tier2	Mineral Exploration/Development
VRI	VR Interactive Corporation	Tier2	Virtual Imaging Systems
VRB	VRB Power Systems Inc.	Tier1	Commercial Energy Storage System for distributed power Architectures
VRW	VRX Worldwide Inc.	Tier2	Internet Marketing
VVC	VVC Exploration Corporation	Tier2	Gold And Silver Mining
VAL	ValGold Resources Ltd.	Tier1	Gold Exploration
VAZ	Valdez Gold Inc	Tier2	Gold Exploration

## Chapter 7

Symbol	Company	Section	Business
VTI	Valdor Technology International Inc	Tier2	Research and Development of Fiber Optic Cable Devices & Technologies
VVI	Valencia Ventues Inc	Tier1	Mining Exploration and Development
VVN.P	Valentine Ventures Corp.	Tier2	Capital Pool Company
VTM.P	Valiant Minerals Ltd	Tier2	Capital Pool Company
VHV	Valley High Ventures Ltd.	Tier2	Mineral Exploration/Development
VLR.P	Valor Ventures Inc	Tier2	Capital Pool Company
V.H	Valucap Investments Inc.	NEX	Financial Services - Investment Companies and funds
VAN	Vangold Resources Ltd.	Tier1	Oil & Gas Extraction
VTX	Vantex Resources Ltd.	Tier2	Mining (Non-Oil&Gas) Exploration/Development
VST	Vast Exploration Inc.	Tier2	Oil & Gas Company
VCV.P	Vatic Ventures Corp	Tier2	Capital Pool Company
VMI	Vault Minerals Inc.	Tier2	Mineral Exploration/Development
VGG	Vega Gold Ltd.	Tier2	Mining (Except Oil & Gas)
VLO	Velo Energy Inc	Tier2	Exploration/Development
VCG	VenCan Gold Corporation	Tier2	Mining (Non-Oil&Gas) Exploration/Development
VSI	VendTek Systems Inc.	Tier2	Software Development
VCT.P	Vendome Capital II Corp	Tier2	Capital Pool Company
VAV	Venga Aerospace Systems Inc.	Tier2	Camera and Photographic Supplies Stores
VPT	VentriPoint Diagnostics Ltd	Tier2	Medical And Diagnostic Laboratories
VGO	Ventura Gold Corp.	Tier2	Gold Ore Mining
VO.P	Venture One Capital Corp	Tier2	Capital Pool Company
VEI	Verb Exchange Inc.	Tier2	Technology
VUR	Verbina Resources Inc	Tier2	Mining
VML	Verena Minerals Corp	Tier2	Mineral Exploration/Development
VDC	Verona Development Corp.	Tier2	Copper Mining
VV	Versatile Systems Inc	Tier1	Software Publishers
VES.P	Vesta Capital Corp	Tier2	Capital Pool Company
VIT	Victoria Gold Corp	Tier2	Metal Ore Mining
VR	Victory Resources Corporation	Tier2	Precious and Base Metals Exploration
VGL	Vigil Health Solutions Inc.	Tier2	Medical Equipment And Supplies Manufacturing
VIG.H	Vigil Locating Systems Corporation	NEX	Wireless Technologies
VGC	Viking Gold Exploration Inc.	Tier2	Mineral Exploration/Development
VIO	Vior inc. (Societe d'exploration Miniere)	Tier2	Mining (Except Oil & Gas)
VRX	Virtual Universe Corp	Tier2	Software Development
VFX	Virtutone Networks Inc	Tier2	Telecommunications
VGD	Visible Gold Mines Inc	Tier2	Mineral Exploration/Development
VQE	VisionQuest Energy Group Inc.	Tier2	Management of Companies & Enterprises
VWL.H	Visionwall Inc.	NEX	Other Specialty-Line Building Suppliers Wholesaler - Distributor
VIS	Visiphor Corporation	Tier1	Software Developer & Marketer
VCL.P	Vistor Capital Limited	Tier2	Capital Pool Company
VPI	Vitality Products Inc.	Tier2	Food Manufacturing, Food Distribution and Resource Operation
VCI	Vitreous Glass Inc	Tier2	Non-Metallic Mineral Product Manufacturing
VOL.P	Volcanic Capital Corp	Tier2	Capital Pool Company
VOS	Vostok Minerals Inc	Tier2	Precious Metals Exploration and Development
VUL	Vulcan Minerals Inc	Tier2	Petroleum and Natural Gas Explorer & Developer
WCB.P	WCB Capital Ltd.	Tier2	Capital Pool Company
WWI	WWI Resources Ltd	Tier2	Junior Natural Resource
WAM.H	Wamco Technology Group Ltd.	NEX	Wireless Technologies
WAN	Wanted Technologies Corporation	Tier2	Software Publishers
WAR	War Eagle Mining Company Inc	Tier2	Mineral Exploration/Development
WCI	Waratah Coal Inc.	Tier1	Mineral Exploration/Development
WNC.P	Warnic 1 Enterprises Ltd	Tier2	Capital Pool Company
WEN	Warrior Energy N.V.	Tier1	Oil & Gas Exploration
WRI	Waseco Resources Inc	Tier2	Mineral Exploration/Development
WMC.H	Washmax Corp.	NEX	Owner and Operator of Coin Operated Laundromat
WFG	Waterfront Capital Corporation	Tier2	Investment Management
WAT.P	Waterloo Resources Ltd	Tier2	Capital Pool Company
WAF.H	Wavefire.com Inc. cl A	NEX	Internet Service Provider
WEE	Wavefront Energy and Environmental Services Inc.	Tier2	Services to Oil and Gas Extraction
WYM	Waymar Resources Ltd.	Tier2	Mining (Non-Oil&Gas) Exploration/Development
WML	Wealth Minerals Ltd.	Tier2	Mineral Exploration/Development
WBI	Welichem Biotech Inc.	Tier2	Research And Development In The Life Sciences
WPS	WellPoint Systems Inc.	Tier2	Software Development
WSE	Wellstar Energy Corp	Tier2	Junior Natural Resource Mining

## Chapter 7

Symbol	Company	Section	Business
WGF	Wescan Goldfields Inc.	Tier1	Mineral Exploration/Development
WFP	West Coast Forest Products Ltd.	Tier2	Forestry And Logging
WTF.P	West Fourth Capital Inc	Tier2	Capital Pool Company
WHD	West Hawk Development Corp.	Tier2	Mining
WHY	West High Yield (W.H.Y.) Resources Ltd	Tier2	Metal Ore Mining
WEI	West Isle Energy Inc.	Tier2	Oil & Gas Extraction
WMT	West Mountain Capital Corp	Tier2	Waste Management And Remediation Services
WSC	West Street Capital Corporation	Tier2	Investment Company
WBE	WestBond Enterprises Corporation	Tier1	Converted Paper Product Manufacturing
WCU	WestCan Uranium Corp.	Tier2	Mining
WTR.P	Westcore Energy Ltd	Tier2	Capital Pool Company
WCE	Western Canada Energy Ltd	Tier2	Oil and Gas Exploration and Development
WRG	Western Energy Services Corp	Tier2	Oil and Gas Services
WGP	Western GeoPower Corp.	Tier2	Geothermal Energy Development
WLC	Western Lithium Canada Corporation	Tier2	Mineral Exploration/Development
WP	Western Pacific Trust Company	Tier2	All Other Financial Investment Activities
WPX	Western Potash Corp	Tier2	Mining
WNP	Western Prospector Group Ltd.	Tier1	Natural Resource Mining
WRY	Western Troy Cap Res Inc	Tier2	Non-Metallic Mineral Mining And Quarrying
WUC	Western Uranium Corporation	Tier2	Mineral Exploration/Development
WND	Western Wind Energy Corp	Tier2	Other Electric Power Generation
WZR	WesternZagros Resources Ltd	Tier2	Oil and Gas Exploration and Development
WMR	Westminster Resources Ltd	Tier2	Mineral Exploration/Development
WER	Weststar Resources Corp	Tier2	Mining
WWE.H	Westward Explorations Ltd.	NEX	Junior Natural Resource Mining
WMI	Whetstone Minerals Inc.	Tier2	Mining (Non-Oil&Gas) Exploration/Development
WPR	White Pine Resources Inc	Tier2	Oil and Gas Exploration and Development
WTC.H	White Tiger Mining Corp	NEX	Temporarily Unclassified
WMK	Whitemud Resources Inc	Tier1	Mining
WEL	Wildcat Exploration Ltd.	Tier2	Mineral Exploration/Development
WS	Wildcat Silver Coporation	Tier2	Mineral Exploration/Development
WCX	Williams Creek Explorations Limited	Tier2	Mining (Non-Oil&Gas) Exploration/Development
WWM.P	Willowstar Capital Inc.	Tier2	Capital Pool Company
WEX	Win-Eldrich Mines Limited	Tier2	Mineral Exploration/Development
WTA	Winalta Inc.	Tier2	Manufactured & Modular Building Industry
WMG.H	Winchester Minerals and Gold Exploration Ltd.	NEX	Temporarily Unclassified
WRA	Windarra Minerals Ltd	Tier2	Mining (Except Oil & Gas)
WWF.H	Winfield Resources Limited	NEX	Mineral Exploration/Development
WTS.P	Wintraysan Capital Corp	Tier2	Capital Pool Company
WZI	Winzen Properties Inc.	Tier2	Real Estate Investment and Development
WIT	Wireless2 Technologies Inc	Tier1	Miscellaneous Manufacturing
WLV	Wolverine Minerals Corp	Tier2	Mineral Exploration/Development
WCT	Wood Composite Technologies Inc	Tier1	All Other Plastic Product Manufacturing
WMD.P	Woodbridge Energy Ltd	Tier2	Capital Pool Company
WOI.H	World Organics Inc.	NEX	Change of Business/Reverse Takeover under review
SAF	World Outfitters Corporation Safari Nordik	Tier1	Fishing
WX	Wrangler West Energy Corp.	Tier1	Oil & Gas Exploration/Development
XOR	X-Ore Resources Inc	Tier2	Mineral Exploration/Development
XMT.H	X-Tal Minerals Corp.	NEX	Mining (Non-Oil&Gas) Exploration/Development
XT	X-Terra Resources Corporation	Tier2	Mining (Non-Oil&Gas) Exploration/Development
DAP	XPEL Technologies Corp.	Tier2	Software Development
XL	XXL Energy Corp	Tier1	Oil & Gas Exploration/Development
XCC	Xcel Consolidated Ltd.	Tier2	Real Estate Investment and Development
XEL	Xcite Energy Limited	Tier2	Oil and Gas Exploration, Development and Production
XE	Xemplar Energy Corp.	Tier2	Junior Natural Resource Mining
XM.H	Xenex Minerals Ltd	NEX	Temporarily Unclassified
XDM	Xentel DM Incorporated	Tier1	Performing Arts, Spectator Sports And Related Industries
XGN.H	Xgen Ventures Inc.	NEX	Temporarily Unclassified
XAG	Xtierra Inc	Tier1	Mining
YOW.P	YOW Capital Corp	Tier2	Capital Pool Company
XSV.H	YSV Ventures Inc.	NEX	Mining
YLL	Yale Resources Ltd.	Tier2	Mining (Except Oil & Gas)
YCC.P	Yaletown Capital Corp	Tier1	Capital Pool Company
ECY.H	Yaletown Entertainment Corp.	NEX	Motion Picture and Television Production
YL	Yalian Steel Corporation	Tier1	Manufacturing
YGI	Yamiri Gold and Energy Inc.	Tier2	Junior Natural Resource Mining

## Chapter 7

Symbol	Company	Section	Business
YOO	Yangaroo Inc	Tier1	Media Services
YAN	Yangarra Resources Ltd.	Tier1	Oil & Gas Exploration/Development
SMS	Yangtze Telecom Corp.	Tier2	Telecommunications
KHT	Yankee Hat Minerals Ltd.	Tier2	Gold Mining
YO	Yoho Resources Inc.	Tier1	Oil and Gas Exploration and Development
YSC.P	Yonge Street Capital Corp	Tier2	Capital Pool Company
YRL.P	York Ridge Lifetech Inc	Tier2	Capital Pool Company
ZOX	ZEOX Corporation	Tier2	Non-Metallic Mineral, Research, Development, Mining and Quarrying
ZYP.P	ZYP Capital Corp.	Tier2	Capital Pool Company
ZAP.P	ZZZ Capital Corp	Tier2	Capital Pool Company
ZAO	Zaio Corporation	Tier2	Information Services
ZCO	Zapata Energy Corporation	Tier2	Oil & Gas Exploration/Development
ZMS	Zecotek Photonics Inc	Tier2	Medical Device Research and Development
ZED	Zedi Inc	Tier1	Wireless Technologies
ZCC	Zena Capital Corp.	Tier2	Non-Metallic Mineral Mining And Quarrying
ZIN	Zenith Industires Corp	Tier2	Mineral Exploration/Development
ZNN	Zenn Motor Company Inc.	Tier2	Motor Vehicle Manufacturing
ZC	Zimtu Capital Corp.	Tier2	Investment Issuer
ZN	Zinccorp Resources Inc	Tier1	Mineral Exploration/Development
ZIM	Zinco Mining Corp.	Tier2	Metal Ore Mining
ZIP	ZipLocal Inc	Tier2	Search Technology
ZR	Zoloto Resources Ltd	Tier2	Mineral Exploration/Development
ZOO.H	Zoolander Corporation	NEX	Capital Pool Company
ZMD	ZoomMed Inc.	Tier2	Computer Systems Design and Related Services
ZUM	ZoomerMedia Limited	Tier1	Publishing House
ZTE	Ztest Electronics Inc	Tier2	Computer And Electronic Product Manufacturing
DAR	d'Ariane Resources Inc.	Tier2	Mining (Except Oil & Gas)
EMM	eMedia Networks International Corporation	Tier2	Broadcasting of Music into Retail Stores
EPX.H	eShippers Management Ltd.	NEX	Internet Commerce
ETV.H	eTV Technology Inc.	NEX	Temporarily Unclassified
EGX	egX Group Inc.	Tier2	Finance
IMA	i-minerals inc.	Tier2	Mining (Except Oil & Gas)
ICO	iCo Therapeutics Inc	Tier2	Research and Development of Pharmaceutical Products
ILA	iLOOKABOUT Corp	Tier1	Surveying and Mapping Services
ICT	iSee3D Inc.	Tier2	Technology Research and Development
IWB	iWeb Group Inc.	Tier1	Rental and Leasing Services
IEE	iseemedia inc.	Tier1	Software Development
MTC	metalCORP Limited	Tier2	Mineral Exploration/Development

**Chapter 7**  
**Debt Instruments**

<b>Symbol</b>	<b>Company</b>	<b>Section</b>	<b>Business</b>
ALW.DB.A	All in West! Capital Corporation 8% cv sr Adb	Tier2	Real Estate
BTB.DB.B	BTB Real Estate Investment Trust db b ex31mar13	Tier1	Real Estate
BTB.DB	BTB Real Estate Investment Trust db ex 3Oct11	Tier1	Real Estate
CDN.DB.A	CanaDream Corporation db 27Feb09	Tier 1	Recreational Vehicle Leasing
CVS.DB	CAPVEST Income Corp 7% unsecured cv exp 31 Dec08	Tier2	Investment Management
CCU.DB.H	Constellation Copper Corporation db 5.5% cv db ex31mar12	NEX	Metals and Minerals - Mining
IV.DB	Ivory Energy Inc. 9.5% cv db ex 18july2012	Tier1	Oil and Gas Exploration & Development
LHR.DB.C	Lakeview Hotel Real Estate Investment Trust 6.5% db sr C	Tier2	Hotels
LHR.DB.D	Lakeview Hotel Real Estate Investment Trust 8.5% sr D cv	Tier2	Hotels
LHR.DB	Lakeview Hotel Real Estate Investment Trust db ex 20june12	Tier2	Hotels
NNP.DB	NewNorth Projects Ltd. 10% rdm sub db 30My12	Tier1	Land and Building Development & Construction
NHG.DB	Northampton Group Inc. 10% db 22JL07	Tier1	Hospitality/Hotels & Gaming
TR.DB.A	Temple Real Estate Investment Trust db 7.5% sr A ex 31mar1	Tier2	Real Estate
TR.DB.B	Temple Real Estate Investment Trust db 8.5% sr b ex 30apr1	Tier2	Real Estate

# Chapter 8

---

## TSX VENTURE EXCHANGE

- **TSX Venture New Listings in 2008**
- **TSX Venture Name Changes & Stock Splits in 2008**
- **TSX Venture Stock Symbol Changes in 2008**
- **TSX Venture Delisted in 2008**
- **TSX Venture Graduates in 2008**
- **TSX Venture Acquired/Merged in 2008**
- **TSX Venture Transfers to NEX**
- **NEX Stock Symbol Changes in 2008**
- **NEX Delisted and Graduations in 2008**
- **NEX Graduations to TSX Venture in 2008**
- **TSX Venture Equity Financings Summary in 2008**
- **NEX Equity Financings Summary in 2008**

## 2008 New Listings

### TSX Venture Exchange

Name	Symbol	Market		Industry	Date
		Tier			
26 Broadway Capital Corp.	JDR.P	Tier2		Capital Pool	Nov. 27
71 Capital Corp.	SVN.P	Tier2		Capital Pool	Dec. 24
99 Capital Corporation	WDG.P	Tier2		Capital Pool	Feb. 29
Accelerator Capital Corporation	AZR.P	Tier2		Capital Pool	May 26
Accend Capital Corporation	ADP.P	Tier2		Capital Pool	July 02
Active Growth Capital Inc.	ACK.P	Tier2		Capital Pool	Aug. 29
Adcore Capital Inc.	ACR.P	Tier2		Capital Pool	Jan. 28
African Aura Resources Limited	AAZ	Tier1		Mining	Mar. 31
African Queen Mines Ltd.	AQ	Tier2		Mineral Exploration	Oct. 16
Alloy Capital Corp.	AYL.P	Tier2		Capital Pool	Sep. 03
Alston Ventures Inc.	ALO.P	Tier2		Capital Pool	Aug. 27
Amalfi Capital Corporation	ALI.P	Tier2		Capital Pool	May 06
Anglewest Capital Corp.	AWC.P	Tier2		Capital Pool	Apr. 24
Antioquia Gold Inc.	AGD	Tier2		Mining	Aug. 05
Apoka Capital Corporation	AKC.P	Tier2		Capital Pool	July 18
Argentex Mining Corporation	ATX	Tier2		Mineral Exploration	Mar. 26
Argex Silver Capital Inc.	RGX.P	Tier2		Capital Pool	July 14
Astorius Resources Ltd.	ASQ.P	Tier2		Capital Pool	Jan. 08
Augen Gold Corp.	AUJ	Tier2		Mining	June 16
Auric Development Corporation	ARC.P	Tier2		Capital Pool	July 11
Auricle Biomedical Corporation	AUB.P	Tier2		Capital Pool	Apr. 24
Aurion Resources Ltd.	AU	Tier2		Mining	Oct. 03
Ausex Capital Corp.	AXS.P	Tier2		Capital Pool	Jan. 29
Award Capital Corp.	AWD.P	Tier2		Capital Pool	Apr. 15
AXEA Capital Corp.	XEA.P	Tier2		Capital Pool	July 30
Bellair Ventures Inc.	BVI.P	Tier2		Capital Pool	Nov. 26
Birch Lake Capital Inc.	BLA.P	Tier2		Capital Pool	Apr. 25
Blackburn Ventures Corp.	BBV.P	Tier2		Capital Pool	Mar. 31
Blackwater Capital Corp.	BCC.P	Tier2		Capital Pool	July 30
Blue Cove Capital Corp.	BCV.P	Tier2		Capital Pool	Apr. 01
Bluerock Acquisition Corp.	BC.P	Tier2		Capital Pool	May 15
BMB Capital Corp.	BMB.P	Tier2		Capital Pool	Sep. 17
BOE Capital Corp.	BOC.P	Tier2		Capital Pool	Jan. 25
Brass Capital Corp.	BRZ.P	Tier2		Capital Pool	May 02
Brooklyn Ventures Corp.	BVC.P	Tier2		Capital Pool	Aug. 29
BRS Ventures Ltd.	BRV.P	Tier2		Capital Pool	Mar. 04
Cache Exploration Inc.	CAY.P	Tier2		Capital Pool	Feb. 27
Cadman Resources Inc.	CUZ.P	Tier2		Capital Pool	July 10
CAG Capital Inc.	CAG.P	Tier2		Capital Pool	Aug. 29
Calyx Bio-Venture Inc.	CYX	Tier2		Research/Dev Biotech	Sep. 18
CanElson Drilling Inc.	CDI.P	Tier2		Capital Pool	Sep. 25
Canfe Ventures Ltd.	FEY.P	Tier2		Capital Pool	June 18
Canoel International Energy Ltd.	CIL.P	Tier2		Capital Pool	Apr. 10
Cap-Ex Ventures Ltd.	CEV.P	Tier2		Capital Pool	Jan. 14
Capital MLB Inc.	MMB.P	Tier2		Capital Pool	June 10
Capital Valmoris Inc.	VMO.P	Tier2		Capital Pool	Mar. 20
Carlaw Capital III Corp.	CW.P	Tier2		Capital Pool	July 14
Cassius Ventures Ltd.	CZ.P	Tier2		Capital Pool	Mar. 24
Cats Eye Capital Corp.	CYE.P	Tier2		Capital Pool	May 07
Celeste Copper Corporation	C	Tier2		Mining	Aug. 14
Central Resources Corp.	CBC	Tier2		Mining	Sep. 24
Challenger Deep Capital Corp.	CDE.P	Tier2		Capital Pool	June 20
Changfeng Energy Inc.	CFY	Tier1		Natural Gas Distribution	Feb. 04
China Drill Corporation	CPB.P	Tier2		Capital Pool	Feb. 08
China Opportunity Inc.	COC.P	Tier2		Capital Pool	May 22
Chinook Capital Corp.	CNK.P	Tier2		Capital Pool	Jan. 29
Chrysalis Capital VI Corporation	CPC.P	Tier2		Capital Pool	Apr. 11
Chrysalis Capital VII Corporation	SEV.P	Tier2		Capital Pool	Aug. 21
Chudleigh Ventures Inc.	CLV.P	Tier2		Capital Pool	Sep. 17

## Chapter 8

Name	Symbol	Market		Industry	Date
		Tier			
Colombian Mines Corporation	CMJ	Tier2		Mining	Apr. 02
Colonnade Capital Corp.	COO.P	Tier2		Capital Pool	Sep. 08
Columbus Silver Corporation	CSC	Tier2		Minerals Exploration	Sep. 16
Confederation Minerals Ltd.	CFM	Tier2		Mining	July 15
Corbal Capital Corp.	RBL.P	Tier2		Capital Pool	Apr. 08
Corsa Capital Ltd.	CSO	Tier2		Mining	Apr. 17
CounterPath Corporation	CCV	Tier1		Telephony Services	Apr. 21
Courtland Capital Corp.	CTK.P	Tier2		Capital Pool	Mar. 31
CPI Plastics Group Limited	CPI	Tier2		Plastics Manufacturer	Nov. 10
Cricket Capital Corp.	CKC.P	Tier2		Capital Pool	Apr. 10
Dagilev Capital Corp.	DCC.P	Tier2		Capital Pool	Feb. 26
Defiance Capital Corp.	DEF.P	Tier2		Capital Pool	May 29
Diamond Frank Exploration Inc.	DOD	Tier2		Mineral Exploration/Dev	Jan. 24
Diversinet Corp.	DIV	Tier1		Wireless Data Security	July 24
DPVC Inc.	DPV.P	Tier2		Capital Pool	Oct. 23
Dreamweaver Capital Corp.	DMV.P	Tier2		Capital Pool	Apr. 18
Drift Lake Resources Inc.	DLA	Tier2		Mining	Oct. 23
Eagle Star Petroleum Corp.	EGE	Tier2		Oil & Gas	Feb. 29
Edgewater Exploration Ltd.	EDW.P	Tier2		Capital Pool	Jan. 03
Eminence Capital II Inc.	EII.P	Tier2		Capital Pool	July 10
Everclear Capital Ltd.	EVA.P	Tier2		Capital Pool	Sep. 02
Excelsior Mining Corp.	MIN.P	Tier2		Capital Pool	Feb. 20
Firebird Capital Partners Inc.	FRD.P	Tier2		Capital Pool	Oct. 16
First Source Resources Inc.	FSR	Tier2		Mineral Exploration	Feb. 28
Fitch Street Capital Corp.	FSC.P	Tier2		Capital Pool	June 13
Fortriu Capital Corp.	FTC.P	Tier2		Capital Pool	Aug. 21
Galena International Resources Ltd.	GTO.P	Tier2		Capital Pool	Apr. 02
GBO Inc.	GBO	Tier1		Manufacturing	Mar. 03
Genius World Investments Limited	GNW.P	Tier2		Capital Pool	Jan. 04
Georgetown Capital Corp.	GET.P	Tier2		Capital Pool	Oct. 17
GHJ Capital Inc.	GHJ.P	Tier2		Capital Pool	Dec. 22
Giga Capital Corporation	GIG.P	Tier2		Capital Pool	Jan. 15
Glenthorne Enterprises Inc.	GLT.P	Tier2		Capital Pool	Apr. 28
Global Key Investment Limited	GKL.P	Tier2		Capital Pool	Apr. 10
Golconda Capital Corp.	GDA.P	Tier2		Capital Pool	June 27
Gold Jubilee Capital Corp.	GJB.P	Tier2		Capital Pool	June 13
Golden Harp Resources Inc.	GHR	Tier2		Mineral Exploration	Mar. 04
Golden Share Mining Corporation	GSH	Tier2		Mineral Exploration/Dev	Jan. 14
Green Park Capital Corp.	GRP.P	Tier2		Capital Pool	Mar. 24
Green Swan Capital Corp.	GSW.P	Tier2		Capital Pool	Oct. 07
GT Canada Capital Corporation	MOB.P	Tier2		Capital Pool	Aug. 06
Herdron Capital Corp.	HDC.P	Tier2		Capital Pool	Aug. 01
Hill Top Resources Corp.	HIL.P	Tier2		Capital Pool	Feb. 01
Humber Capital Corporation	RUM.P	Tier2		Capital Pool	Apr. 23
IBEX Technologies Inc.	IBT	Tier1		Biotechnology/Pharma	Feb. 25
ID Watchdog, Inc.	IDW	Tier1		Industrial/Technology	Sep. 18
ImaSight Corp.	IAS	Tier2		Measuring Med Devices	June 30
Insta-Rent Inc.	IRR	Tier1		Consumer Goods Rental	Apr. 07
IntelGenx Technologies Corp.	IGX	Tier2		Research & Development	May 23
ITOK Capital Corp.	ITK.P	Tier2		Capital Pool	May 08
James Bay Resources Limited	JBR	Tier2		Mining	July 31
Java Capital, Inc.	JCI.P	Tier2		Capital Pool	Dec. 18
Jazz Resources Inc.	JZR	Tier2		Mineral Exploration	Jan. 29
JG Capital Corp.	JGC.P	Tier2		Capital Pool	June 05
Jiminex Inc.	JIM.P	Tier2		Capital Pool	Mar. 24
JJR IV Acquisition Inc.	JJV.P	Tier2		Capital Pool	Feb. 12
KAM Capital Corp.	KMC.P	Tier2		Capital Pool	Apr. 28
Kangaroo Media Inc.	KTV	Tier2		Media Services	Dec. 31
Karel Capital Corporation	KRL.P	Tier2		Capital Pool	July 03
KCC Capital Corporation	KIC.P	Tier2		Capital Pool	Jan. 31
Kierland Capital Corporation	KLD.P	Tier2		Capital Pool	Apr. 03
Killick Capital Corp.	KIL.P	Tier2		Capital Pool	Feb. 25
Kingsmill Capital Ventures II Inc.	KII.P	Tier2		Capital Pool	Apr. 28
Kivalliq Energy Corporation	KIV	Tier2		Mining	July 07
Klondike Capital Corp.	KLC.P	Tier2		Capital Pool	Mar. 12

## Chapter 8

Name	Symbol	Market		Industry	Date
		Tier			
L1 Capital Corp.	LOA.P	Tier2		Capital Pool	Apr. 23
Lander Energy Corporation	LAE.P	Tier2		Capital Pool	Mar. 25
LeBoldus Capital Inc.	LEB.P	Tier2		Capital Pool	July 25
Lonestar Capital Corp.	LON.P	Tier2		Capital Pool	Mar. 24
Lorraine Copper Corp.	LLC	Tier2		Mining	Apr. 17
Lucara Diamond Corp.	LUC	Tier2		Mining	July 21
Lucrum Capital Corp.	LRU.P	Tier2		Capital Pool	Jan. 02
Lumina Copper Corp.	LCC	Tier2		Mining	Aug. 05
Madeira Minerals Ltd.	MDE.P	Tier2		Capital Pool	Mar. 06
Magellan Minerals Ltd.	MNM	Tier2		Mining	Feb. 20
Mammoth Capital Corporation	XXL.P	Tier2		Capital Pool	Mar. 31
Marksmen Capital Inc.	MKS.P	Tier2		Capital Pool	Aug. 08
Maya Gold & Silver Inc.	MYA	Tier2		Mineral Exploration/Dev	July 02
Mazorro Resources Inc.	MZO	Tier2		Mineral Exploration	Apr. 25
MedX Health corp.	MDX	Tier2		Media Device Mfg	Feb. 12
Metropolitan Mining Inc.	MNZ	Tier2		Mineral Exploration	July 18
Middle Kingdom Pardiso Corp.	MKC.P	Tier2		Capital Pool	Apr. 02
Midnight Sun Capital Corp.	MMA.P	Tier2		Capital Pool	Jan. 23
Minati Capital Corp.	MNN.P	Tier2		Capital Pool	Dec. 30
MKM Resources Ltd.	MKM.P	Tier2		Capital Pool	July 02
Montreux Capital Corp.	MRX.P	Tier2		Capital Pool	July 02
Nanotech Sciences Corp.	NAN.P	Tier2		Capital Pool	Feb. 13
Naturally Advanced Technologies Inc.	NAT	Tier2		Technology	July 08
Nebu Resources Inc.	NBU	Tier2		Mining	Apr. 07
Nevada Sunrise Gold Corporation	NEV	Tier1		Mining	Sep. 22
Northern Rand Resource Corp.	NRR	Tier2		Mining	Sep. 09
Northern Spirit Resources Inc.	NS.P	Tier2		Capital Pool	Mar. 07
Northern Tiger Resources Inc.	NTR	Tier2		Mining	June 30
Northern Vertex Capital Inc.	NEE.P	Tier2		Capital Pool	Apr. 10
Northrock Resources Inc.	NRK				
	(NRK.WT)	Tier2		Mineral Exploration	Nov. 21
Norwall Group Inc.	NGI	Tier1		Consumer Products	Nov. 07
NQ Exploration Inc.	NQE	Tier2		Mineral Exploration/Dev	Apr. 30
Numine Resources Ltd.	NMR.P	Tier2		Capital Pool	July 17
O2 Capital Inc.	OCA.P	Tier2		Capital Pool	Aug. 08
Oculus Ventures Corporation	OVX.P	Tier2		Capital Pool	Apr. 01
Oil Optimization Inc.	OOI.P	Tier2		Capital Pool	Feb. 12
Orestone Mining Corp.	ORS	Tier2		Mining	Mar. 11
Orient Venture Capital II Inc.	OVV.P	Tier2		Capital Pool	Mar. 05
Oroco Resource Corp.	OCO				
	(OCO.WT)	Tier2		Mining	Mar. 18
Pachamama Resources Ltd.	PMA	Tier1		Mining	Nov. 28
Panorama Resources Ltd.	PRA	Tier2		Research Capital Corp.	Apr. 24
Parta Growth Capital I Inc.	PAG.P	Tier2		Capital Pool	July 25
Pelangio Exploration Inc.	PX	Tier1		Mining	Sep. 10
Penfold Capital Acquisition II Corporation	PAC.P	Tier2		Capital Pool	July 02
Penfold Capital Acquisition III Corporation	PNF.P	Tier2		Capital Pool	Dec. 10
Petra Petroleum Inc.	PTL	Tier2		Oil & Gas	Nov. 12
Podium Capital Corporation	POD.P	Tier2		Capital Pool	Apr. 02
Portia Exploration Ltd.	PEL.P	Tier2		Capital Pool	May 07
Pro Minerals Inc.	PRM	Tier2		Mining	Mar. 05
Project Finance Corp.	PF.P	Tier2		Capital Pool	Sep. 05
Quest Uranium Corporation	QUC	Tier2		Mineral Exploration/Dev	Jan. 11
Rain Resources Inc.	RAN.P	Tier2		Capital Pool	Jan. 28
Rattlesnake Ventures Inc.	RVI.P	Tier2		Capital Pool	Aug. 22
Reef Resources Ltd.	REE	Tier2		Oil & Gas	Feb. 11
Regent Pacific Properties Inc.	RPP.P	Tier2		Capital Pool	July 17
Remington Resources Inc.	RGM	Tier2		Mineral Exploration	Feb. 11
Resource Hunter Capital Corp.	RHC.P	Tier2		Capital Pool	Feb. 26
Rio Cristal Zinc Corporation	RCZ	Tier2		Mineral Exploration	Jan. 29
Rivera Capital Corp.	RIV.P	Tier2		Capital Pool	May 02
RockBridge Energy Inc.	RBE	Tier2		Oil & Gas	Sep. 10
Rockhaven Resources Ltd.	RK	Tier2		Mineral Exploration	Apr. 29
Romulus Resources Ltd.	ROM	Tier2		Mineral Exploration	Apr. 07
Royal Capital Corp.	RCX.P	Tier2		Capital Pool	June 17

## Chapter 8

Name	Symbol	Market		Industry	Date
		Tier			
Sagittarius Capital Corporation	SCX.P	Tier2		Capital Pool	Feb. 14
Savary Capital Corp.	SCA.P	Tier2		Capital Pool	May 16
Schwabo Capital Corporation	SBO.P	Tier2		Capital Pool	Mar. 26
Sea Dragon Energy Inc.	SDX	Tier2		Oil & Gas Exploration	July 15
Shield Gold Inc.	SHG.P	Tier2		Capital Pool	July 04
Sinomar Capital Corp.	SMM.P	Tier2		Capital Pool	Aug. 05
Slater Mining Corporation	SLM.P	Tier2		Capital Pool	Oct. 01
Soldi Ventures Inc.	SOV.P	Tier2		Capital Pool	Dec. 02
Source Exploration Corp.	SOP	Tier2		Mining	June 02
Sparrow Ventures Corp.	SPW.P	Tier2		Capital Pool	May 26
Stelmine Canada Ltd.	STH	Tier2		Gold Mining	Jan. 28
Stream Oil and Gas Ltd.	SKO	Tier2		Oil & Gas	July 25
Sukari Ventures Corp.	SKC.P	Tier2		Capital Pool	Mar. 13
Summus Capital Corp.	SS.P	Tier2		Capital Pool	Oct. 20
Swift Resources Inc.	SWR	Tier2		Mineral Exploration	Jan. 30
Syracuse Capital Corp.	SYU.P	Tier2		Capital Pool	Mar. 07
Target Capital Inc.	TCI	Tier2		Investment Management	Dec. 19
Terminal City Capital Inc.	HUB.P	Tier2		Capital Pool	Sep. 05
Terra Firma Capital Corporation	TII.P	Tier2		Capital Pool	Jan. 04
Terrax Minerals Inc.	TXR	Tier2		Mining	July 03
Toptent Inc.	TPT.P	Tier2		Capital Pool	Aug. 18
Totem Minerals Inc.	TTM	Tier2		Mineral Exploration	Sep. 18
Tova Ventures Inc.	TOV.P	Tier2		Capital Pool	Feb. 13
Transformative Ventures Ltd.	TNV.P	Tier2		Capital Pool	Mar. 10
Trans-Orient Petroleum Ltd.	TOZ	Tier2		Oil & Gas Exploration	Nov. 04
Triangle Petroleum Corporation	TPE	Tier2		Oil & Gas Exploration/Dev	Dec. 05
TrinCan Capital Corp.	TRN.P	Tier2		Capital Pool	Apr. 25
Triwood Capital Corp.	TRD.P	Tier2		Capital Pool	Sep. 11
Valiant Minerals Ltd.	VTM.P	Tier2		Capital Pool	Feb. 11
Vatic Ventures Corp.	VCV.P	Tier2		Capital Pool	May 15
Verbina Resources Inc.	VUR	Tier2		Mining	Feb. 22
Vesta Capital Corp.	VES.P	Tier2		Capital Pool	July 29
Volcanic Capital Corp.	VOL.P	Tier2		Capital Pool	Apr. 17
Warnic 1 Enterprises Ltd.	WNC.P	Tier2		Capital Pool	Dec. 15
Westcore Energy Ltd.	WTR.P	Tier2		Capital Pool	Mar. 13
Western Lithium Canada Corp.	WLC	Tier2		Mineral Exploration	July 16
Western Potash Corp.	WPX	Tier2		Mining	May 06
Westminster Resources Ltd.	WMR	Tier2		Mineral Exploration	July 15
Wildcat Silver Corporation	WS	Tier2		Mineral Exploration	Sep. 03
Wintraysan Capital Corp.	WTS.P	Tier2		Capital Pool	May 30
Wolverine Minerals Corp.	WLV	Tier2		Mineral Exploration	Mar. 17
York Ridge Lifetech Inc.	YRL.P	Tier2		Capital Pool	Feb. 04
YOW Capital Corp.	YOW.P	Tier2		Capital Pool	May 12
Zinccorp Resources Inc.	ZN	Tier2		Mineral Exploration	July 10
ZYP Capital Corp.	ZYP.P	Tier2		Capital Pool	Dec. 03
ZZZ Capital Corp.	ZAP.P	Tier2		Capital Pool	Feb. 08

Total TSX Venture 2008 New Listings = 186  
55.4 % of New Listing Capital Pool Companies

# TSX Venture Exchange

## 2008 Name Changes & Stock Splits

Name	Symbol	Date	Name	Symbol	Date
49 North Resource Fund Inc. f-49 North Resource Fund Limited Partnership (FNR.UN) Basis 1:2	FNR	Jan. 02	Carbon Friendly Solutions Inc. f-Avigo Resources Corp. (TMX.H) Basis 1:1	CFQ	Sep. 02
Africa West Minerals Corp. f-Villanova Capital Corp. (VC.P) Basis 1:1	AFW	Jan. 31	Catch the Wind Ltd. f-Bayview Public Ventures Inc. (BPV.P) Basis 1:4.99	CTW.S	Sep. 23
AIM Health Group Inc. f-Orior Technologies Inc. (AHG) Basis 1:1	AHG	Sep. 12	CBM Asia Development Corp. f-Infinity Alliance Ventures Inc. (TCF) Basis 1:1	TCF	Nov. 18
AKA Ventures Inc. f-Zappa Resources Ltd. (ZPA) Basis 1:2	AKA	July 02	Cicada Ventures Ltd. f-Lyra Resources Ltd. (LYR) Basis 1:1	CID	July 02
Alderon Resource Corp. f-Aries Resource Corp. (AES) Basis 1:10	ALD	Sep. 24	Cloudbench Applications, Inc. f-Municipal Solutions Group, Inc. Basis 1:1	CBH	July 21
Alphamin Resources Corp. f-La Plata Gold Corporation (LPT) Basis 1:1	AFM	Oct. 27	Columbus Energy Limited f-Golden Dynasty Resources Ltd. (GLY) Basis 1:6	CEL	Sep. 12
Americas Petrogas Inc. f-Valverde Capital Corp. (VLV.P) Basis 1:2	BOE	Oct. 17	Coral Sea Resources Inc. f-Coral Sea Petroleum Ltd. (CPO) Basis 1:10	CSX	Sep. 03
AndeanGold Ltd. f-EcuaGold Resources Ltd. (EGR) Basis 1:1	AAU	Oct. 14	Cronus Resources Ltd. f-Sunrise Minerals Inc. (SUN) Basis 1:4	CZR	Mar. 10
Anglo Potash Ltd. f-Anglo Minerals Ltd. (ALM) Basis 1:1	AGP	Feb. 29	Duncastle Gold Corp. f-Dundee Mines Ltd. (DUN) Basis 1:1	DUN	May 28
Apella Resources Inc. f-Novawest Resources Inc. (NVE) Basis 1:1	APA	Apr. 02	Ely Gold & Minerals Inc. f-Ivana Ventures Inc. (ANA) Basis 1:1	ELY	July 04
Argonaut Exploration Inc. f-CNR Capital Corporation (PY) Basis 1:1	AGA	Dec. 12	EmerGeo Solutions Worldwide Inc. f-Kavalmedia Services Ltd. (KAV) Basis 1:1	EMG	Aug. 05
Asia Bio-Chem Group Corp. f-Parran Capital Inc. (PRN.P) Basis 1:7.5	ABC	June 26	Enquest Energy Services Corp. f-Sikanni Services Ltd. (SKI) Basis 1:30	ENQ	May 05
ATW Gold Corp. f-ATW Venture Corp. (ATW) Basis 1:1	ATW	Oct. 21	Enssolutions Group Inc. f-Chrysalis Capital V Corporation (CV.P) Basis 1:1	ENV	Nov. 18
Avante Security Corp. f-Matiadeka Ventures Inc. (DKA.P) Basis 1:1	ASY	Apr. 04	Enterprise Energy Resources Ltd. f-Bordeaux Energy Inc. (BDO) Basis 1:30	EER	Nov. 10
Axiotron Corp. f-Vendome Capital Corp. (VCC.H) Basis 1:4	AXO	Aug. 27	ERA Carbon Offsets Ltd. f-Interim Capital Corp. (INA.P) Basis 1:2.5	ESR	July 28
AXQP Inc. f-Priva Inc. (PIV) Basis 1:1	PIV	Mar. 10	Excel Gold Mining Inc. f-Tom Exploration Inc. (TUM) Basis 1:1	EGM	Apr. 22
Azure Resources Corporation f-Trivalence Mining Corporation (TMI) Basis 1:1	AZU	Mar. 26	Falcon Ventures International Inc. f-Falcon Ventures Incorporated (FIX) Basis 1:1	FIX	June 26
Bear Lake Gold Ltd. f-NFX Gold Inc. (NFX) Basis 1:1	BLG	Sep. 18	Fibresources Corporation f-Cinamage Corporation (CIG) Basis 1:5	FB	Dec. 08
Beijing Marvel Cleansing Supplies Co. Ltd. f-Toba Industries Ltd. (TBG.H) Basis 1:1	BMW	Nov. 10	First Bauxite Corporation f-Academy Ventures Inc. (ACV) Basis 2:1 Stock Split	FBX	Dec. 05
Bell Copper Corporation f-Bell Resources Corporation (BL) Basis 1:1	BCU	May 12	Forent Energy Inc. f-Seriatim Ventures Inc. (STV.P) Basis 1:2.7	FEN	Dec. 30
bioOasis Technologies Inc. f-W.R Partners Ltd. (WRP.P) Basis 1:1	BTI	Apr. 03	Forterra Environmental Corp. f-reWORKS Environmental Corp. (REW) Basis 1:1	FTE	Feb. 22
Black Panther Mining Corp. f-Venturex Explorations Inc. (CVA) Basis 1:10	BPC	June 17	Fox Resources Ltd. f-Waverley Biotech Inc. (WVE.P) Basis 1:1	FXR.P	Aug. 12
Bowmore Exploration Ltd. f-Peterborough Capital Corp. (PEC) Basis 1:4	BOW	Aug. 28	Free Energy International Inc. f-Fairfax Capital Inc. (FFX) Basis 1:1	FFX	Feb. 14
Brandgamz Marketing Inc. f-NuMedia Games Inc. (GME) Basis 1:5	BGZ	June 04	Functional Technologies Corp. f-First Venture Technologies Corp. (FEB) Basis 1:1	FEB	May 20
C2C Gold Corporation Inc. f-C2C Inc. (CCN) Basis 1:1	CCN	Feb. 27	Gale Force Petroleum Inc. f-Rolland Energy Inc. (ROE) Basis 1:8	GFP	June 04
Canada Gas Corp. f-Wyn Developments Inc. (WL) Basis 1:5	CJC	June 10	GDG Environment Group Ltd. f-Theseus Capital Inc. (GDG) Basis 1:1	GDG	Aug. 01
Canada Zinc Metals Corp. f-Mantle Resources Inc. (MTS) Basis 1:1	CZX	Sep. 26	General Mining Properties Ltd. f-General Properties Ltd. (GPL) Basis 1:1	GPL	Oct. 07
Canadian Oil Recovery & Remediation Enterprises Ltd. f-C Level II International Holding Inc. (CII.P) Basis 1:3	CVR	June 30	Georox Resources Inc. f-Oromonte Resources Inc. (ORR,ORR.WT) Basis 1:3	GXR, GXR.WT	Aug. 26
Canadian Phoenix Resources Corp. f-Arapahoe Energy Corporation (AAO) Basis 1:1	CPH	Jan. 07	GFK Resources f-Noise Media, Inc. (NMA.H) Basis 1:4	GFK	Jan. 17

## Chapter 8

Name	Symbol	Date	Name	Symbol	Date
Glen Eagle Resources Inc.	GER	Sep. 10	McVicar Industries Inc.	MCV	Sep. 08
f-Temoris Resources Inc. (TMO) Basis 1:1			f-McVicar Resources Inc. (MCV) Basis 1:1		
GMV Minerals Inc.	GMV	Mar. 13	Melco China Resorts (Holding) Limited	MCG	May 28
f-Goldmember Minerals Inc. (GMV) Basis 1:1			f-Virtual China Travel Services Co., Ltd. (CTX.H) Basis 1:2		
Gold Wheaton Gold Corp.	GLW	July 15	Metallum Resources Inc.	MRV	July 11
f-Kadywood Capital Corp. (KDC.H) Basis 1:1			f-Young-Shannon Gold Mines, Limited (GYS) Basis 1:1		
Golden Dory Resources Corp.	GDR	Dec. 02	Metals Creek Resources Corp.	MEK	Mar. 13
f-540 Capital Corp. (FA) Basis 1:1			f-The Endurance Fund Corporation (END) Basis 1:1		
Goldmember Minerals Inc.	GMV	Jan. 04	Mint Technology Corp.	MIT	Mar. 04
f-Holcot Capital Corp. (HCL.P) Basis 1:1			Consolidation 1:20		
Habibi Resources Corporation	HAB	Aug. 27	Mira Resources Corp.	MRP	Apr. 10
f-Equus Energy Corporation (EQE) Basis 1:10			f-Suntec Pure Water Technologies Inc. (SUT) Basis 1:2.8		
Hastings Resources Corp.	HAS	Feb. 21	Nanika Resources Inc.	NKA	June 20
f-Garnet Point Resources Corp. (GRC) Basis 1:1			f-New Cantech Ventures Inc. (NCV) Basis 1:1		
Honey Badger Exploration Inc.	TUF	June 23	Natunola Health Biosciences Inc.	NHI	July 08
f-Telkwa Gold Corporation (TKW) Basis 1:1			f-Sentex Systems Ltd. (SXS) Basis 1:1		
HTC Purenergy Inc.	HTC	Feb. 21	Neovasc Inc.	NVC	July 02
f-HTC Hydrogen Technologies Corp. (HTC) Basis 1:1			f-Medical Ventures Corp. (MEV) Basis 1:20		
iCo Therapeutics Inc.	ICO	Jan. 07	New Global Ventures International Ltd.	NNG	Mar. 14
f-Beanstalk Capital Ltd. (BCL.P) Basis 1:2.8			f-New Global Ventures Ltd. (NGV) Basis 1:2		
iLOOKABOUT Corp.	ILA	Apr. 07	Nextraction Energy Corp.	NE	Nov. 05
f-Berkeley Capital Corp I (BCP.P) Basis 0.2083:1			f-Kruger Capital Corp. (KGC) Basis 1:1		
Infinito Gold Ltd.	IG	May 28	Nico Mining Limited	NCL	Mar. 18
f-Vannessa Ventures Ltd.(VVV) Basis 1:1			f-Sudbury Capital Corporation (SUD.P) Basis 1:10		
Insignia Energy Ltd.	ISN	Aug. 08	Northern Superior Resources Inc.	SUP	Apr. 15
f-Flagship Energy Inc. (FG.A) Basis 1:100			f-Superior Diamonds Inc. (SUP) Basis 1:1		
f-Flagship Energy Inc. (FG.B) Basis 1:10			Nwest Energy Inc.	NWN	Mar. 07
Investus Real Estate Inc.	IVT	June 20	f-Trilogy Metals Inc. (TRI) Basis 1:1		
f-Capital Wapiti Inc. (WTI) Basis 1:1			NWM Mining Corporation	COL	July 16
Jaxon Minerals Inc.	JAX	Dec. 01	f-Columbia Metals Corporation Limited (COL) Basis 1:1		
f-Aurifer Capital Corp. (AUF.P) Basis 1:1			NXT Energy Solutions Inc.	SFD	Sep. 22
JITE Technologies Inc.	JTI	Sep. 15	f-Energy Exploration Technologies Inc. (SFD) Basis 1:1		
Stock Consolidation 1:5			Nyah Resources Corp.	NRU	Jan. 22
Kenieba Goldfields Ltd.	KEN	June 23	f-Carlaw Capital Corp. (CLW.P) Basis 1:1		
f-Croesus Gold Inc. (CGN) Basis 1:1			OroAnd Resource Corp.	OAR	July 03
Kierland Resources Ltd.	KIR	Nov. 11	f-Avalanche Minerals Ltd. (AVH) Basis 1:4		
f-Bandon Capital Resources Ltd. (BAR) 1:1			Otish Energy Inc.	OEI	Mar. 28
Kinetex Resources Corporation	KTX	Dec. 15	f-Kakanda Resources Corp. (KRC) Basis 1:1		
f-FirstGrowth Expl & Dev Serv Corp. (FGC) Basis 1:1			Pacific Bay Minerals Ltd.	PBM	July 22
Kola Mining Corp.	KM	Mar. 27	f-Consolidated Pacific Bay Minerals Ltd. (CBP) Basis 1:1		
f-Centrasia Mining Corp. (CTM) Basis 1:1			Pacific Iron Ore Corporation	POC	July 21
Lakeside Steel Inc.	LS (LS.WT)	Oct. 30	f-Klondike Capital Corp. (KLC.P) Basis 1:1.5		
f-Added Capital Corp. (LS) (LS.WT) Basis 1:1			Pacific Rubiales Energy Corp.	(PEG) (PEG.WT)	Jan. 24
Laurentian Goldfields Ltd.	LGF	May 16	f-Petro Rubiales Energy Corp. (PEG) (PEG.WT) Basis 1:1		
f-Capo Resources Ltd. (KPO.P) Basis 1:1			Panthera Exploration Inc.	PNX	Dec. 23
Legend Power Systems Inc.	LPS	July 03	f-Amera Resources Corporation (AMS) Basis 1:10		
f-Texas Gas & Oil Inc. (TXG) Basis 1:1			Petro Vista Energy Corp.	PTV	Apr. 11
Lions Gate Metals Inc.	LGM	July 21	f-Texada Capital Corp. (TXC.P) Basis 1:1		
f-Fortress Base Metals Corp. (FBM) Basis 1:1			Petrolympic Ltd.	PCQ	Jan. 03
LNG Energy Ltd.	LNG	Mar. 28	f-Pisces Capital Corp. (PCP.P) Basis 1:1		
f-Invicta Oil & Gas Ltd. (IGG) Basis 1:1			PetroReal Energy Inc.	PNI	Sep. 17
Lochaird Energy Inc.	LEN	May 23	f-International PetroReal Oil Corporation (IPO) Basis 1:1		
f-Lochaird Capital Corp. (LEI.P) Basis 1:1			Pigboss Follow-up Growth Inc.	PIG	July 10
Lomiko Metals Inc.	LMR	Oct. 03	f-Agritech Capital Inc. (AGH.P) Basis 1:1		
f-Lomiko Resources Inc. (LMR) Basis 4:1			Pioneering Technology Corp.	PTE	Sep. 18
Loncor Resources Inc.	LN	Dec. 02	f-Pioneering Technology Inc. (PIO) Basis 1:10		
f-Nevada Bob's Int'l Inc. (NBI.U) Basis 1:1 Conversion to Cdn\$			Polo Biology Global Group Corporation	PGG	Nov. 25
Lomex Capital Inc.	LOM	Sep. 22	f-Amicus Capital Corp. (AIC.P) Basis 1:1.1538		
f-Grid Capital Corporation (GID) Basis 1:3			Potash North Resource Corporation	PON	May 30
Lovitt Resources Inc.	LRC	Sep. 10	f-Timer Explorations Inc. (TES) Basis 2:1		
f-Lovitt Nutriceutical Corp. (LNC) Basis 1:1			Primary Corp.	PYC	Aug. 05
Lynden Energy Corp.	LVL	Jan. 17	f-Trans America Industries Ltd. (TSA) Basis 1:1		
f-Lynden Ventures Ltd. (LVL) Basis 1:1			Radius Resources Corp.	RAX	May 23
Mala Noche Resources Corp.	MLA	Oct. 31	f-Sierra Vista Energy Ltd. (SVR.A) Basis 1:10		
f-Apoka Capital Corporation (AKC.P) Basis 1:1					

## Chapter 8

Name	Symbol	Date	Name	Symbol	Date
Remstar Resources Ltd.	REM	May 15	Swift Power Corp.	SPC	Nov. 03
f-Alma Resources Ltd. (ALV) Basis 1:1			f-Sandpoint Capital Inc. (SPC.P) Basis 1:1		
RMS Systems Inc.	RMS	Oct. 23	Tawsho Mining Inc.	TAW	July 28
f-Tiger-Cat Energy Ltd. (TCE) Basis 1:2.98			f-Jardincap Inc. (JAR.P) Basis 1:3		
Roadrunner Oil & Gas Inc.	ROA	July 17	Tenth Power Technologies Corp.	TPI	Oct. 01
f-Next Millennium Commercial Corp. (NM) Basis 1:1			f-Neotel International Inc. (NIT) Basis 1:1		
Saha Petroleum Ltd.	SPZ	Apr. 25	Terra Nova Minerals Inc.	TGC	Feb. 19
f-Mises Capital Corporation (MPP) Basis 1:1			f-Terra Nova Gold Corp. (TGC) Basis 1:1		
Santa Fe Metals Corp.	SFM	Mar. 06	Teslin River Resources Corp.	TLR	Jan. 03
f-Tequila Minerals Corp. (TQ.P) Basis 1:1			f-Wind River Resources Ltd. (WRR) Basis 1:5		
Schneider Power Inc.	SNE	Aug. 28	Titan Medical Inc.	TMD	July 30
f-Water Capital Inc. (WCP.P) Basis 1:2			f-KAM Capital Corp. (KMC.P) Basis 1:1		
Search Minerals Inc.	SMY	Oct. 27	Tournigan Energy Ltd.	TVC	May 06
f-Search Capital Inc. (SCH.P) Basis 1:1			f-Tournigan Gold Corporation (TVC) Basis 1:1		
Second Wave Petroleum Inc.	SCS	June 27	Traxion Energy Inc.	TXE	July 14
f-Second Wave Petroleum Ltd. (SCS.A) Basis 1:10			f-Apex Capital Corp. (AAX) Basis 1:1		
Sentinel Rock Oil Corporation	SEN	May 27	Tribune Minerals Corp.	TCB	July 18
f-Sabrich Capital Corporation (SBH.P) Basis 1:4.25			f-Tribune Uranium Corp. (TCB) Basis 1:1		
Sheltered Oak Resources Corp.	OAK	Dec. 17	Troy Energy Corp.	TEG	Jan. 14
f-Lucrum Capital Corp. (LRU) Basis 1:1			f-Allyn Resources Inc. (ARR) Basis 1:5		
Sigma Industries Inc.	SIC	Feb. 21	Upper Canyon Minerals Corp.	UCM	Feb. 07
f-Sigma Ventures Inc. (SVX) Basis 1:1			f-Tech Solutions Capital Corp. (TSL) Basis 1:1		
Silver Shield Resources Corp.	SSR	Mar. 12	Valdor Technology International Inc.	VTI	July 21
f-Gemini Acquisitions Inc. (GQI) Basis 1:1			f-Valdor Fiber Optics Inc. (VFO) Basis 1:6.5		
Silvore Fox Minerals Corp.	SFX	Oct. 03	Victoria Gold Corp.	VIT	Aug. 01
f-Silvor Foxx Capital Corp. (SFX) Basis 1:1			f-Victoria Resource Corporation (VIT) Basis 1:1		
Sitebrand Inc.	SIB	Sep. 04	Whetstone Minerals Inc.	WMI	Oct. 29
f-Pretium Capital Corp. (PTA) Basis 1:1			f-Western Warrior Resources Inc. (WWR) Basis 1:4		
Solarvest BioEnergy Inc.	SVS	Sep. 19	White Pine Resources Inc.	WPR	Dec. 18
f-GCH Capital Partners Inc. (GCW.P) Basis 1:1			f-WSR Gold Inc. (WSR) Basis 1:10		
Sonora Gold & Silver Corp.	SOC	July 17	Xtierra Inc.	XAG	Sep. 03
f-Mont Blanc Resources Inc. (MTN) Basis 1:1			f-Antamena Capital Corp. (ANT.P) Basis 1:2		
Southern Hemisphere Mining Limited	SH	Jan. 04	XXL Energy Corp.	XL	May 30
f-Youandi Capital Corp. (YDI.P) Basis 1:1			f-Exxel Energy Corp. (EXX) Basis 1:20		
SportsClick Inc.	SCV	July 10	Yalian Steel Corporation	YL	Dec. 08
f-Okalla Corp. (AOK) Basis 1:9.7			f-China Drill Corporation (CPB.P) Basis 1:1		
Stans Energy Corp.	RUU	Dec. 12	Zimtu Capital Corp.	ZC	Aug. 11
f-JM Capital Corp. (JMC.P) Basis 1:1			f-Flow Energy Ltd. (FLO.P) Basis 1:1		
Stockhouse Inc.	SHC	July 21	ZoomerMedia Limited	ZUM	July 02
f-Stockgroup Information Systems Inc. (SWB) Basis 1:1			f-Fifty-Plus.Net International Inc. Basis 1:1		
Svit Gold Corp.	SDP	Aug. 11			
f-Whistler Gold Corp.(WGC) Basis 1:1					

Chapter 8

2008 Symbol Changes : TSX Venture Exchange

Issue	Symbol	Dated	Issue	Symbol	Date
540 Capital Corp. f-540 Capital Corp. (FA.P)	FA	Sep. 10	Genterra Inc. f-Genterra Inc. (GIC.A)	GIC	June 10
Accelrate Power Systems Inc. f-Accelrate Power Systems Inc. (APS) Basis 1:5	APR	Dec. 01	Geoinformatics Exploration Inc. Consolidation 1:10	GXL	Dec. 22
Angoss Software Corporation Split Stock Split: 1:7500 subsequently by a 1:1500 share split.	ANC	Jan. 21	Gold Reach Resources Ltd. f-Gold Reach Resources Ltd. (GRH) Basis 1:5	GRV	Sep. 19
Artevo Corporation f-Artevo Corporation (AEV.P)	AEV	June 24	Gold Star Resources Corp. f-Gold Star Resources Corp. (GXX.H)	GXX	May 23
Artha Resources Corporation f-Artha Resources Corporation (AHC.P)	AHC	Mar. 07	Golden Sunset Trail Inc. f-Golden Sunset Trail Inc. (GST.H)	GST	Jan. 04
Bear Lake Gold Ltd. Consolidation 1:2	BLG	Sep. 24	HFG Holdings, Inc. f-HFG Holdings, Inc. (HFG.P) Basis 1:1	HFG	Dec. 31
Brighter Minds Media Inc. f-Brighter Minds Media Inc. (BRI) Consolidation: 1:10	BRI	July 21	Highland Resources Inc. f-Highland Resources Inc. (HI.P)	HI	Sep. 26
Brookemont Capital Inc. f-Brookemont Capital Inc. (BKT.P)	BKT	Sep. 08	Humber Capital Corporation f-Humber Capital Corporation (RUM.P)	RUM	Dec. 12
Canadian Quantum Energy Corporation f-Canadian Quantum Energy Corporation (CQM.H)	CQM	Dec. 23	Infinity Alliance Ventures Inc. f-Infinity Alliance Ventures Inc. (IAV.P)	TCF	Aug. 18
CanElson Drilling Inc. f-CanElson Drilling Inc. (CDI.P) Basis 1:1	CDI	Dec. 30	InStorage Real Estate Investment Trust f-InStorage Real Estate Investment Trust (IS.UN) Basis 1:8	IS.UN	Feb. 19
Canoel International Energy Ltd. f-Canoel International Energy Ltd. (CIL.P)	CIL	Dec. 09	International Health Partners Inc. Consolidation 1:10	DOC	Nov. 11
Cap-Link Ventures Ltd. f-Cap-Link Ventures Ltd. (CAV.P)	CAV	Apr. 04	International Kirkland Minerals Inc. Stock Consolidation Basis 1:5	IKI	May 26
Capella Resources Ltd. f-Capella Resources Ltd. (CPS) 1:10	KPS	Dec. 24	Iron Creek Capital Corp. f-Iron Creek Capital Corp. (IRN.P)	IRN	Apr. 17
Capital BLF Inc. f-Capital BLF Inc. (BLF.P) Basis 1:1	BLF	Apr. 03	Isee3d Inc. f-Isee3d Inc. (ICT.H)	ICT	Nov. 11
Cell-Loc Location Technologies Inc. f-Cell-Loc Location Technologies Inc. (LTI) Basis 1:5	XCT	May 21	Ketchum Capital Corporation f-Ketchum Capital Corporation (KET.P) Basis 1:1	KET	Dec. 18
CGX Energy Inc. f-CGX Energy Inc. (OYL.U) Conversion to CDN\$	OYL	Feb. 22	Kingsway Arms Retirement Residences Inc. (KWA) f-Kingsway Arms Retirement Residences Inc. (KWA.P)	KWA	Aug. 05
China One Corporation f-China One Corporation (CHO.P) Basis 1:2.7504	IND	Dec. 18	Knightscope Media Corp. f-Knightscope Media Corp. (KC)	KC.A (KC.B)	Mar. 05
CIBT Education Group Inc. f-CIBT Education Group Inc. (CPT)	MBA	Apr. 11	Kristina Capital Corp. f-Kristina Capital Corp. (KCA.P) Basis 1:1	KCA	Nov. 17
CMQ Resources Inc. f-CMQ Resources Inc. (CMQ) Basis 1:10	NV	Aug. 25	Lomiko Resources Inc. f-Lomiko Resources Inc. (LMR.H)	LMR	June 13
CNR Capital Corporation f-CNR Capital Corporation (PY.P)	PY	July 07	Long Harbour Capital Corp. f-Long Harbour Capital Corp. (LHC.P)	LHC	Aug. 06
Consolidated Gold Win Ventures Inc. f-Consolidated Gold Win Ventures Inc. (CGW) Basis 1:10	GWV	Apr. 14	Loon Energy Corporation f-Loon Energy Inc. (LEY)	LNE	Dec. 19
Dorato Resources Inc. f-Dorato Resources Inc. (DRI.H)	DRI	Apr. 25	Lucrum Capital Corp. f-Lucrum Capital Corp. (LRU.P)	LRU	Sep. 03
Ecometals Limited f-Ecometals Limited (EML) Basis 1:5	EC	Dec. 18	Lyrtech Inc. f-Lyrtech Inc. (LYT) Basis 1:10	LTK	Sep. 17
egX Group Inc. f-egX Group Inc. (GFG)	EGX	Sep. 17	Majescor Resources Inc. f-Majescor Resources Inc. (MAJ) Basis 1:10	MJX	Dec. 04
Enviro Energy Capital Corp. f-Enviro Energy Capital Corp. (GEC.P) Basis 1:1	GEC	Dec. 29	Mandalay Resources Corporation Stock Consolidation: 1:10 (MLR)	MND	Aug. 05
First Star Resources Inc. f-First Star Resources Inc. (FRS) Basis 1:5	FS	Jan. 16	Meadow Bay Capital Corporation f-Meadow Bay Capital Corporation (MAY.P)	MAY	Aug. 22
Fox Resources Ltd. f-Fox Resources Ltd. (FAX.P)	FAX	Aug. 19	Medifocus Inc. f-Medifocus Inc. (MFS.P)	MFS	Nov. 26
Fox Resources Ltd. f-Fox Resources Ltd. (FXR.P) Basis 1:1	FAX.P	Aug. 14	Mega Silver Inc. f-Mega Silver Inc. (TSZ.H)	MSR	Jan. 31
Fronsac Capital Inc. f-Fronsac Capital Inc. (GAZ.P)	GAZ	Aug. 11	Mesa Uranium Corp. f-Mesa Uranium Corp. (MZU) Basis 1:3	MSA	Sep. 16
Gamehost Income Fund Stock Split: 3:1	GH.UN	Apr. 21	Monster Uranium Corp. f-Monster Uranium Corp. (MU.H)	MU	Apr. 21
Gatorz Inc. f-Gatorz Inc. (GTZ.S) Basis 1:1	GTZ	Apr. 15	Mountain Capital Inc. f-Mountain Capital Inc. (MCI.P)	MCI	May 28

## Chapter 8

Name	Symbol	Date	Name	Symbol	Date
Odyssey Resources Limited Stock Consolidation Basis 1:10	ODX	May 08	Stoneshield Capital Corp. f-Stoneshield Capital Corp. (STS.P)	STS	Nov. 28
Orior Technologies Inc. f-Orior Technologies Inc. (OTI.P)	AHG	May 05	StorageVault Canada Inc. f-StorageVault Canada Inc. (SVI.P)	SVI	May 05
Otis Capital Corp. f-Otis Capital Corp. (OOO.P)	OOO	July 15	Syscan International Inc. f-Syscan International Inc. (SYA) Basis 1:40	SYC	Nov. 05
Poplar Creek Resources Inc. f-Poplar Creek Resources Inc. (PCK.P) Basis 1:1	PCK	Dec. 29	Terra Firma Capital Corporation f-Terra Firma Capital Corporation (TII.P) Basis 1:1	TII	Dec. 18
Pretium Capital Corp. f-Pretium Capital Corp. (PTA.P)	PTA	June 11	Texada Software Inc. Consolidation 1:10	TXS	Nov. 05
Puget Ventures Inc. f-Puget Ventures Inc. (PVS.P)	PVS	May 16	The Endurance Fund Corporation f-The Endurance Fund Corporation (END.H)	END	Jan. 28
Radiant Resources Inc. f-Radiant Resources Inc. (RRS.H)	RRS	Jan. 29	The Silver Recycling Company Inc. f-The Silver Recycling Company Inc. (TSR.H)	TSR	June 23
Redcliffe Exploration Inc. f-Redcliffe Exploration Inc. (RXI.A/RXI.B)	RXP.A (RXP.B)	Jan. 04	Theseus Capital Inc. f-Theseus Capital Inc. (THE.P)	THE	May 02
Redishred Capital Corp. f-Redishred Capital Corp. (KUT.P)	KUT	Mar. 20	Theseus Capital Inc. f-Theseus Capital Inc. (THE)	GDG	May 29
ReMac Zinc Corp. Consolidation: 1:7	RMZ	Nov. 26	TIEX Inc. f-TIEX Inc. (TIX.P)	TIX	May 21
Rocher Deboule Minerals Corp. f-Rocher Deboule Minerals Corp. (RD.H)	RD	Jan. 25	Trilogy Metals Inc. f-Trilogy Metals Inc. (TRI.H)	TRI	Jan. 16
Samoth Oilfield Inc. f-Samoth Oilfield Inc. (SCD.P)	SCD	Nov. 06	Trivello Energy Corp. f-Trivello Energy Corp. (TRV) Basis 1:6	TRV	Dec. 22
Sandstorm Resources Ltd. Stock Split 2:1	SSL.P	Apr. 02	Union Gold Inc. Stock Split 2.5:1	UN	Aug. 27
Sandstorm Resources Ltd. f-Sandstorm Resources Ltd. (SSL.P)	SSL	Apr. 25	Virtutone Networks Inc. f-Sawhill Capital Ltd. (SWW) Basis 1:1	VFX	Sep. 26
Sawhill Capital Ltd. f-Sawhill Capital Ltd. (SWW.P)	SWW	July 14	Wellstar Energy Corp. f-Wellstar Energy Corp. (WST) Basis 1:5	WSE	Sep. 26
Silvor Foxx Capital Corp. f-Silvor Foxx Capital Corp. (SFX.P)	SFX	June 27	Western Energy Services Corp. f-Western Energy Services Corp. (WSV) Basis 1:12	WRG	Sep. 08
Skybridge Development Corp. f-Skybridge Development Corp. (SBD.P)	SBD	May 28	Zenith Industries Corp. f-Zenith Industries Corp. (ZIN.P)	ZIN	Apr. 02
Stage Capital Inc. f-Stage Capital Inc. (SGY.P) Basis 1:1	SGY	Dec. 24	Zimtu Capital Corp. Consolidation 1:10	ZC	Dec. 01

Chapter 8

2008 Delists: TSX Venture Exchange

Name	Symbol	Date	Name Symbol	Date
Absolut Resources Corp. Amalgamation with 41310 Yukon Inc.	ABS	Apr. 07	Icefloe Technologies Inc. Failure to pay Annual Sustaining Fees	ICY June 30
Accretive Flow-Through (2005) Limited Partnership At the request of the company	LP.UN	July 10	Intequest Corporation Amalgamation	IQC Feb. 07
AldeaVision Solutions Inc. Failure to Maintain Exchange Requirements	AVS	Jan. 25	ISACSOFT INC. Completion of going-private transaction	ISF July 15
Anglo Potash Ltd. Offer to Purchase: BHP Billiton Diamonds Inc.	AGP	July 14	IVG Enterprises Ltd. Failure to maintain Exchange Requirements	IVE Feb. 08
Antoro Resources Inc. Failure to Maintain Exchange Requirements	ORE	May 22	Keeper Resources Inc. Take Over Bid	KEE May 29
Arizona Star Resource Corp. Delist - Offer to Purchase	AZS	Mar. 14	Kootenay Energy Inc. Offer to Purchase: Golden Oil Corporation	KTY Sep. 23
Athlone Energy Ltd. Offer to Purchase: Daylight Resources Trust	ATH	Sep. 19	Landmark Oil & Gas Corp. Failure to pay Annual Sustaining Fees	LMK June 30
Aurea Mining Inc. Offer to Purchase: Newstrike Capital Inc. (NEX:NES.H)	MXA	July 04	Longbow Resources Inc. Offer to Purchase	LBR June 20
Baltic Resources Inc. Delist - Amalgamation: Canadian Orebodies Inc. (TSXV:CO)	BLR	Mar. 17	MacMillan Gold Corp. Amalgamation with Duran	MMG Nov. 05
Buchans River Ltd. Plan of Arrangement: Royal Roads Corp. (TSXV:RRO)	BUV	Aug. 06	Ventures Inc. (TSXV:DRV) Maximus Ventures Ltd.	MXV Sep. 18
CanaDream Corporation Debenture expired close of business Feb 29, 2008	CDN.DB	Mar. 03	Plan of Arrangement: NFX Gold In (TSXV:NFX)	MGE Apr. 04
Cheyenne Energy Inc. Failure to pay Annual Sustaining Fees	CHY	June 30	Mirage Energy Ltd. Amalgamation with Sahara	MIP Oct. 01
Cimatec Environmental Engineering Inc. Failure to pay Annual Sustaining Fees	CEG	June 30	Mistral Pharma Inc. Proposal under the Bankruptcy and Insolvency Act	MIP Oct. 06
Cold Creek Capital Inc. Failure to complete a QT within 24 mth of listing	CCC.P	Nov. 24	Niblack Mining Corp. Offer to Purchase: Committee Bay	NIB Oct. 06
Crossfire Energy Services Inc. Failure to pay Annual Sustaining Fees	CFE	June 30	Resources Ltd. (TSXV:CBR) Nuvo Network Management Inc.	NVO Feb. 26
Cruiser Oil & Gas Ltd. Offer to Purchase: One Exploration Inc. (TSXV:OE.A)	COG	Nov. 24	Plan of Arrangement: Versata Enterprises Inc.	GCO June 30
Delta Systems, Inc. Failure to pay Annual Sustaining Fees	DLT	June 30	Omnitech Consultant Group Inc. Failure to pay Annual Sustaining Fees	GCO June 30
Discovery PGM Exploration Ltd. At the request of the company	PTD	June 16	Pacific Asia China Energy Inc. At the request of the company	PCE July 14
DoveCorp Enterprises Inc. Failure to pay Annual Sustaining Fees	DOV	June 30	Pan African Mining Corp. Offer to Purchase: Asia Thai Mining Co., Ltd., 0819615 B.C. Ltd. and	PAF July 09
Fair Sky Resources Inc. Failure to pay Annual Sustaining Fees	FSK	June 30	African Queen Mines Ltd Paxton International Resources Ltd.	PXN June 30
FreshXtend Technologies Corp. Amalgamation: 832124 BC Ltd. And FreshXtend International Pty Ltd.	FXT	Dec. 12	Failure to pay Annual Sustaining Fees Pilot Energy Ltd.	PGY Jan. 25
G2 Resources Inc. Plan of Arrangement: Regal Energy Ltd. (TSXV:REG)	GRT	July 22	Plan of Arrangement Radiant Resources Inc.	RRS Oct. 02
Garbell Holdings Limited At the request of the company	GBH.PR.A	Dec. 15	Offer to Purchase Rival Energy Ltd.	RGY Jan. 28
GFI Oil & Gas Corporation Delist - Offer to Purchase	GFI	Mar. 19	Plan of Arrangement RSX Energy Inc.	RSX Mar. 18
Globel Direct, Inc. Failure to pay Annual Sustaining Fees	GBD	June 30	Delist - Offer to Purchase RW Packaging Ltd.	RWP Apr. 17
Goldcrest Resources Ltd. Amalgamation with Birim Goldfields Inc.	GCL	Apr. 03	At the request of the company Second Wave Petroleum Ltd.	SCS.B May 26
Grand Banks Energy Corporation Offer to Purchase	GBE	June 20	Converting all Class B shares into Class A shares.	SLD Aug. 01
Grandcru Resources Corporation Amalgamation with Bell Resources Corporation (TSXV: BL)	GR	May 12	Sheffield Resources Ltd. At the request of the company	SHF June 30
Great Western Diamonds Corp. Delist - Offer to Purchase	GWD	Mar. 12	Shift Networks Inc. Failure to pay Annual Sustaining Fees	SVR.B May 23
Hedman Resources Limited Failure to pay Annual Sustaining Fees	HDM	June 30	Sierra Vista Energy Ltd. Complete conversion to Class A common shares	SVR.B May 23

## Chapter 8

Name	Symbol	Date	Name	Symbol	Date
Sightus Inc. Failure to pay Annual Sustaining Fees	SIU	June 30	VantagePoint Systems Inc. Delist -Offer to Purchase:	VPG	Mar. 20
Spinlogic Technologies Inc. Failure to pay Annual Sustaining Fees	SLO	June 30	CMS Acquisition Corporation		
Stellar Pharmaceuticals Inc. At the request of the company	SLX	June 17	Vision 2000 Exploration Ltd. Offer to Purchase: Yoho	VNN	June 09
Sunrise International Inc. At the request of the company	SUU.A	Mar. 11	Resources Inc. (TSXV:YO)		
Swan Hills Energy Limited Partnership At request of the company	SWE.UN	June 04	Westbow Energy Inc. Amalgamation with Blackpool	WBW	Apr. 07
Tarquin Group Inc. Failure to pay Annual Sustaining Fees	TQN	June 30	Exploration Ltd. (TSXV:BPX.A)		
The Griffin Corporation Going-Private Transaction	GRN	Jan. 31	Western Keltic Mines Inc. Offer to Purchase: Sherwood	WKM	May 29
The Helical Corporation Inc. Failure to Maintain Exchange Requirements	HSI	Apr. 25	Copper Corp. (TSXV:SWC)		
Tyler Resources Inc. Delist - Offer to Purchase:	TYS	Mar. 14	Wildrose Resources Ltd. Plan of Arrangement: Skygold	WRS	July 08
Canada Jinchuan Resources Ltd.			Ventures Ltd. (TSXV:SKV)		
			Yukon Zinc Corporation	YZC	July 08
			Offer to Purchase: Jinduicheng Molybdenum		
			Group, Ltd., and Northwest Nonferrous		
			International Investment Company		

## 2008 TSX Venture Exchange Graduates to Toronto Stock Exchange

Name	Symbol	Date	Name	Symbol	Date
Aberdeen International Inc.	AAB	Jan. 30	InStorage Real Estate		
Aeroquest International Limited	AQL	July 24	Investment Trust	IS.UN	Feb. 20
Alter Nrg Corp.	NRG	Nov. 17	Keegan Resources Inc.	KGN	Dec. 22
AuEx Ventures, Inc.	XAU	July 08	Linear Metals Corporation	LRM	Feb. 11
Avalon Ventures Ltd.	AVL	Feb. 28	Marimba Capital Corp.	MRA.P	June 30
B2Gold Corp.	BTO	Oct. 23	Mawson Resources Limited	MAW	Feb. 12
Benem Ventures Inc.	BNM.H	May 20	Northland Resources Inc.	NAU	Apr. 10
Blue Note Mining Inc.	BN	Feb. 08	Noveko International Inc.	EKO	July 28
BRC Diamond Corporation	BRC	Feb. 11	Orleans Energy Ltd.	OEX	June 25
Chrysalis Capital IV Corporation	CIV.P	Mar. 05	Oromin Explorations Ltd.	OLE	Dec. 16
Copper Mountain Mining Corporation	CUM		Pacific Rubiales Energy Corp.	PEG	
	(CUM.WT)	Sep. 19		(PEG.WT)	Feb. 06
Crosshair Exploration & Mining Corp.	CXX		Pearl Exploration and		
	(CXX.WT)	May 12	Production Ltd.	PXX	Sep. 04
Crowflight Minerals Inc.	CML	Dec. 03	Peer 1 Network Enterprises, Inc.	PIX	May 20
Dawson Creek Capital Corp.	DAW.P	Jan. 10	Penfold Capital		
Dejour Enterprises Ltd.	DEJ	Nov. 20	Acquisition Corporation	PNA.P	Sep. 24
Delta Uranium Inc.	DUR	May 20	Phonetime Inc.	PHD	Feb. 05
Excellon Resources Inc.	EXN	Feb. 04	Potash One Inc.	KCL	June 18
Exchange Industrial Income Fund	EIF.UN	Mar. 17	Protox Therapeutics Inc.	PRX	Feb. 04
First Majestic Silver Corp.	FR (FR.WT)	Jan. 15	Rockwell Diamonds Inc.	RDI	Feb. 22
Gamehost Income Fund	GH.UN	May 16	Seabridge Gold Inc.	SEA	July 14
Genco Resources Ltd.	GGC	Jan. 21	Tanganyika Oil Company Ltd.	TYK	Sep. 16
Geologix Explorations Inc.	GIX	Oct. 14	WesternOne Equity Income Fund	WEQ.UN	
Hard Creek Nickel Corporation	HNC	Sep. 19		(WEQ.DB)	May20
Insignia Energy Ltd.	ISN	Oct. 30	Zongshen PEM Power Systems Inc.	ZPP	Sep. 02

Chapter 8

**2008 TSX Venture Exchange Companies  
That Were Acquired/Merged by Existing  
Toronto Stock Exchange Companies**

Name	Symbol	Date	Name	Symbol	Date
E4 Energy Inc. Offer to Purchase: Twin Butte Energy Ltd.(TSX:TBE)	EFE	Feb. 12	Metco Resources Inc. Plan of Arrangement: Breakwater Resources Ltd. (TSX:BWR)	MKO	Apr. 18
Energentia Resources Inc. Offer to Purchase: Mega Uranium Ltd. (TSX:MGA)	ENR (ENR.WT)	May 07	Patricia Mining Corp. Offer to Purchase: Richmont Mines Inc. (TSX:RIC)	PAT	Dec. 17
Frontier Pacific Mining Corporation Offer to Purchase: Eldorado Gold Corporation (TSX:ELD)	FRP	July 16	Peak Gold Ltd. Offer to Purchase: New Gold Inc. (TSX:NGD)	PIK (PIK.WT) (PIK.WT.A)	July 07
Fury Explorations Ltd. Amalgamation with Golden Predator Mines Inc. (TSX:GP)	FUR	Aug. 15	Quinto Mining Corporation Offer to Purchase: Consolidated Thompson Iron Mines Ltd. (TSX:CLM)	QU	July 09
Highground Capital Corp. Amalgamation: Highground and Algonquin Power Income Fund (TSX:APF.UN)	HCC	Aug. 11	Sherwood Copper Corporation Offer to Purchase: Capstone Mining Corp. (TSX:CS)	SWC	Nov. 26
Insta-Rent Inc. Offer to Purchase: Easyhome Ltd. (TSX:EH)	IRR	Nov. 10	Solana Resources Limited Offer to Purchase: Gran Tierra Energy Inc. (TSX:GTE)	SOR	Nov. 18
Lero Gold Corp. Offer to Purchase: European Minerals Corporation (TSX:EMC)	LER	June 27			

**2008 Venture Transfers to NEX**

Name	Symbol	Date	Name	Symbol	Date
Affinor Resources Inc.	AFI.H	June 13			from TSX
Afrasia Mineral Fields Inc.	AFS.H	Sep. 29	Graniz Mondal Inc.	GRA.H	Mar. 06
Albion Petroleum Ltd.	ABP.H	Jan. 10	Greenwich Global Capital Inc.	GGB.H	Mar. 06
Amadeus International Inc.	All.H	July 17	IMS Experts Consultants Inc.	IMS.H	July 25
Arura Pharma Inc.	ARP.H	Sep. 19	International Starteck Industries Ltd.	IDE.H	May 15
AXQP Inc.	PIV.H	May 16	Iscope Inc.	ISI.H	Dec. 15
Aztek Energy Ltd.	AZK.H	Nov. 06	Kree Tech International Corporation	KT.H	Aug. 08
Biophage Pharma Inc.	BUG.H	Aug. 06	Lagasco Corp.	LCO.H	Aug. 11
Blue Diamond Mining Corporation	BDM.H	Apr. 25	Meta Health Services Inc.	MHS.H	May 13
Blue Vista Technologies Inc.	BV.H	June 24	Mira Resources Corp.	MRP.H	July 16
BUS Systems Inc.	BUS.H	Sep. 05	MPVC Inc.	OCI.H	Dec. 29
Butler Developments Corp.	BTD.H	Dec. 18	Nexient Learning Inc.	NXN.H	Mar. 25
Canadian Prodigy Capital Corporation	PDI.H	Mar. 25			Transfer from TSX
China Goldcorp Ltd.	CAU.H	Feb. 22	P2P Health Systems Inc.	PTP.H	Dec. 01
Communications DVR Inc.	DVR.H	June 30	Polar Resources Corporation	PLR.H	Nov. 24
Consolidated Ecoprogress Technology Inc.	CES.H	June 23	PsiNaptic Inc.	PST.H	Aug. 19
Constellation Copper Corporation	CCU.H (CCU.DB.H)	Oct. 03 Transfer from TSX	Royce Resources Corp.	ROY.H	Jan. 02
Costa Energy Inc.	COE.H	Oct. 30	Sphere Resources Inc.	SPH.H	Jan. 15
Divcom Lighting Inc.	DVQ.H	Oct. 31 Transfer from TSX	Staront Technologies Inc.	XEV.H	Feb. 29
D-Fense Capital Ltd.	DFC.H	Jan. 16	Tactex Controls Inc.	TTX.H	Nov. 07
eShippers Management Ltd.	EPX.H	Sep. 10	Terrenex Ltd.	TXA.H	Jan. 15
First Pursuit Ventures Ltd.	FPV.H	Nov. 19	The Loyalist Insurance Group Limited	LOY.H	Feb. 05
Freeport Capital Inc.	F.H	July 15	Touchstone Resources Ltd.	TCH.H	Dec. 04
GBS Gold International Inc.	GBS.H	Nov. 20 Transfer	Triant Holdings Inc.	TNT.H	Oct. 17 Transfer from TSX
			Vendome Capital Corp.	VCC.H	July 15
			Westward Explorations Ltd.	WWE.H	Aug. 25
			Zolander Corporation	ZOO.H	July 11

Chapter 8

2008 Symbol Changes : NEX

Name	Symbol	Date	Name	Symbol	Date
Affinor Resources Inc.	AFI.H	June 13	Greenwich Global Capital Inc.	GGB.H	Mar. 06
f-Affinor Resources Inc. (AFI)			f-Greenwich Global Capital Inc. (GGB.P)		
Afrasia Mineral Fields Inc.	AFS.H	Sep. 29	IMS Experts Consultants Inc.	IMS.H	July 25
f-Afrasia Minerals Fields Inc. (AFS)			f-IMS Experts Consultants Inc. (IMS)		
Albion Petroleum Ltd.	ABP.H	Jan. 10	International Silver Ridge Resources Inc.		SR.H
f-Albion Petroleum Ltd. (ABP.P)			Oct. 06		
Amadeus International Inc.	All.H	July 17	f-International Silver Ridge Resources Inc.		
f-Amadeus International Inc. (All)			(ISG.H) Basis 1:3		
Arura Pharma Inc.	ARP.H	Sep. 19	International Starteck Industries Ltd.	IDE.H	May 15
f-Arura Pharma Inc. (ARP)			f-International Starteck Industries Ltd. (IDE)		
AXQP Inc.	PIV.H	May 16	Iscope Inc.	ISI.H	Dec. 15
f-AXQP Inc. (PIV) Basis 1:1			f-Iscope Inc. (ISI)		
Aztek Energy Ltd.	AZK.H	Nov. 06	Kree Tech International Corporation	KT.H	Aug. 08
f-Aztek Energy Ltd. (AZK)			f-Kree Tech International Corporation (KT)		
Biophage Pharma Inc.	BUG.H	Aug. 06	Lagasco Corp.	LCO.H	Aug. 11
f-Biophage Pharma Inc. (BUG)			f-Lagasco Corp. (LCO)		
Blue Diamond Mining Corporation	BDM.H	Apr. 25	Meta Health Services Inc.	MHS.H	May 13
f-Blue Diamond Mining Corporation (BDM) Basis 1:1			f-Meta Health Services Inc. (MHS) Basis 1:1		
Blue Vista Technologies Inc.	BV.H	June 24	Mira Resources Corp.	MRP.H	July 16
f-Blue Vista Technologies Inc. (BV)			f-Mira Resources Corp. (MRP)		
BUS Systems Inc.	BUS.H	Sep. 05	MPVC Inc.	OCI.H	Dec. 29
f-BUS Systems Inc. (BUS)			f-MPVC Inc. (OCI)		
Butler Developments Corp.	BTD.H	Dec. 18	Nexient Learning Inc.	NXL.H	July 03
f-Butler Developments Corp. (BTD)			f-Nexient Learning Inc. (NXN.H) Basis 1:4		
Canadian Prodigy			P2P Health Systems Inc.	PTP.H	Dec. 01
Capital Corporation	PDI.H	Mar. 25	f-P2P Health Systems Inc. (PTP)		
f-Canadian Prodigy Capital Corporation (PDI.P)			Polar Resources Corporation	PLR.H	Nov. 24
China Goldcorp Ltd.	CAU.H	Feb. 22	f-Polar Resources Corporation (PLR)		
f-China Goldcorp Ltd. (CAU.P)			PsiNaptic Inc.	PST.H	Aug. 19
Communications DVR Inc.	DVR.H	June 30	f-PsiNaptic Inc. (PST)		
f-Communications DVR Inc. (DVR.P)			Sphere Resources Inc.	SPH.H	Jan. 15
Consolidated Ecoprogress Technology Inc.		CES.H	f-Sphere Resources Inc. (SPH)		
June 23			Staront Technologies Inc.	XEV.H	Feb. 29
f-Consolidated Ecoprogress Technology Inc. (CES)			f-Staront Technologies Inc. (XEV)		
Costa Energy Inc.	COE.H	Oct. 30	Tactex Controls Inc.	TTX.H	Nov. 07
f-Costa Energy Inc. (COE)			f-Tactex Controls Inc. (TTX)		
D-Fense Capital Ltd.	DFC.H	Jan. 16	The Loyalist Insurance Group Limited	LOY.H	Feb. 05
f-D-Fense Capital Ltd. (DFC.P)			f-The Loyalist Insurance Group Limited (LOY)		
eShippers Management Ltd.	EPX.H	Sep. 10	Touchstone Resources Ltd.	TCH.H	Dec. 04
f-eShippers Management Ltd. (EPX) 2:1			f-Touchstone Resources Ltd. (TCH.U)		
First Pursuit Ventures Ltd.	FPV.H	Nov. 19	Vendome Capital Corp.	VCC.H	July 15
f-First Pursuit Ventures Ltd. (FPV)			f-Vendome Capital Corp. (VCC.P)		
Freeport Capital Inc.	F.H	July 15	Westward Explorations Ltd.	WWE.H	Aug. 25
f-Freeport Capital Inc. (F.P)			f-Westward Explorations Ltd. (WWE)		
Graniz Mondal Inc.	GRA.H	Mar. 06	Zoolander Corporation	ZOO.H	July 11
f-Graniz Mondal Inc. (GRA)			f-Zoolander Corporation (ZOO.P)		

## Chapter 8

### 2008 Delists and Graduations: NEX

Name	Symbol	Date	Name	Symbol	Date
Allied Pacific Properties and Hotels Ltd.	PPH.H	Apr. 01	ITI World Investment Group Inc. At the request of the company	IWI.H	June 19
Amalgamation : Allied Holdings Ltd.			NSP Pharma Corp.	NSP.H	Aug. 05
Crystal-Vintage Growth Corporation QT-Completed. Voluntary dissolution	GCV.H	Jan. 14	Failure to pay quarterly NEX Listing Maintenance Fee		
Electrohome Limited	ELL.H (ELL.K)	Oct. 02	Rutel Networks Corporation Failure to pay quarterly NEX Listing Maintenance Fee	RTX.H	Oct. 28
Plan of Arrangement			Staront Technologies Inc.	XEV.H	Aug. 05
Firelight Corporation	FRL.H	Oct. 22	Failure to pay quarterly NEX Listing Maintenance Fee		
IATRA Life Sciences Corporation	IAT.H	Apr. 07	Titan Digital Corporation	TDI.H	Aug. 05
Failure to pay quarterly NEX Listing Maintenance Fee			Failure to pay quarterly NEX Listing Maintenance Fee		
International CHS			Terrenex Ltd.	TXA.H	Apr. 30
Resource Corporation	ICJ.H	Jan. 17	Offer to Purchase: Questerre Energy Corporation (TSX:QEC)		
Failure to pay the NEX quarterly maintenance fee					
International Starteck Industries Ltd.	IDE.H	Aug. 08			
Failure to pay quarterly NEX Listing Maintenance Fee					

### Graduations to TSX Venture

Name	Symbol	Date	Name	Symbol	Date
Avigo Resources Corp.	TMX.H	Sep. 02	Lomiko Resources Inc.	LMR.H	June 13
Graduation to TSX Venture Exchange			Graduation to TSX Venture Exchange		
Benem Ventures Inc.	BNM.H	May 20	Mega Silver Inc.	TSZ.H	Jan. 31
Graduation to TSX under the new name Velocity Minerals Ltd. (VLC)			Graduation to TSX Venture Exchange		
Canadian Quantum Energy Corporation	CQM.H	Dec. 23	Monster Uranium Corp.	MU.H	Apr. 21
Graduation to TSX Venture Exchange			Graduation to TSX Venture Exchange		
Dorato Resources Inc.	DRI.H	Apr. 25	Noise Media, Inc.	NMA.H	Jan. 17
Graduation to TSX Venture Exchange			Graduation to TSX Venture Exchange		
Gold Star Resources Corp.	GXX.H	May 23	The Silver Recycling Company Inc.	TSR.H	June 23
Graduation to TSX Venture Exchange			Graduation to TSX Venture Exchange		
Golden Sunset Trail Inc.	GST.H	Jan. 04	Toba Industries Ltd.	TBG.H	Nov. 10
Graduation to TSX Venture Exchange			Graduation to TSX Venture Exchange		
Isee3d Inc.	ICT.H	Nov. 11	Vendome Capital Corp.	VCC.H	Aug. 27
Graduation to TSX Venture Exchange			Graduation to TSX Venture Exchange		
Kadywood Capital Corp.	KDC.H	July 15	Virtual China Travel Services Co., Ltd.	CTX.H	May 28
Graduation to TSX Venture Exchange			Graduation to TSX Venture Exchange under Melco China Resorts (Holding) Limited		

# TSX Venture Exchange

## 2008 Equity Financings Summary

### Equity Financings Summary: Year-To-Date

	No.	2008 \$	2007 \$	Change
Initial Public Offerings	197	225,073,714	532,706,116	-57.7%
Public Offerings	41	608,542,362	854,744,850	-28.8%
Private Placements	1,630	4,666,930,887	9,754,245,773	-52.2%
<b>Total Financings</b>	<b>1,868</b>	<b>5,500,546,963</b>	<b>11,141,696,739</b>	<b>-50.6%</b>

### Equity Financings: By Month

	Total Financings	Initial Public Offering	Public Offering	Private Placements
Jan.	598,479,548	19,337,940	72,740,450	506,401,158
Feb.	387,283,656	24,539,940	70,517,743	292,225,972
Mar.	492,181,640	24,109,662	79,281,261	388,790,717
Apr.	493,841,752	22,553,250	55,005,000	416,283,502
May	445,868,604	25,343,350	35,140,000	385,385,254
June	911,075,902	10,829,163	42,444,997	857,801,742
July	979,532,347	57,370,063	94,161,200	828,001,084
Aug.	396,769,821	6,880,153	105,843,600	284,046,068
Sep.	223,474,385	27,337,750	2,867,811	193,268,824
Oct.	261,108,608	2,482,860	30,000,000	228,625,748
Nov.	180,323,839	878,300	15,356,900	164,088,639
Dec.	130,606,862	3,411,283	5,183,400	122,012,179
<b>Totals</b>	<b>5,500,546,963</b>	<b>225,073,714</b>	<b>608,542,362</b>	<b>4,666,930,887</b>

### Equity Financings: By Industry (millions)

	Total Financings	Initial Public Offering	Public Offering	Private Placements
Comm & Media			3.1	3.1
Cleantech		26.8	172.7	199.5
CPC	57.5		15.6	73.1
Diversified Industries		30.0	128.1	158.1
Financial Services			13.9	13.9
Life Sciences	4.1	4.6	33.5	42.2
Manufacturing	10.2	6.8	112.1	129.1
Mining	112.4	106.8	2,815.9	3,035.1
Oil & Gas	37.6	408.8	1,046.2	1,492.6
Other		1.1	20.8	21.9
Real Estate	1.5	1.4	136.6	139.6
Technology	1.8	22.1	159.0	183.0
Utilities & Pipelines			9.3	9.3
<b>Total</b>	<b>225.1</b>	<b>608.5</b>	<b>4,666.9</b>	<b>5,500.5</b>

**NEX 2008****Equity Financings Summary: Year-To-Date**

	No.	2008	2007	Change
Private Placements	38	\$ 59,697,185	\$510,721,367	-88.3%
<b>Total Financings</b>	<b>88</b>	<b>\$ 59,697,185</b>	<b>\$510,721,367</b>	<b>-88.3%</b>

**Equity Financings: By Month**

	Total Financings	Initial Public Offering	Public Offering	Private Placements
Jan.	\$30,033,660			\$ 30,033,606
Feb.	\$ 1,250,000			\$ 1,250,000
Mar.	\$ 1,092,000			\$ 1,092,000
Apr.	\$ 12,200,000			\$ 12,200,000
May	\$ 1,867,750			\$ 1,867,750
June	\$ 1,689,496			\$ 1,689,496
July	\$ 1,675,000			\$ 1,675,000
Aug.	\$ 5,868,972			\$ 5,878,972
Sep.	\$ 12,500			\$ 12,500
Oct.	\$ 500,000			\$ 500,000
Nov.	\$ 3,507,861			\$ 3,507,861
Dec.				
<b>Totals</b>	<b>\$ 59,697,185</b>			<b>\$ 59,697,185</b>

**Equity Financings: By Industry**

	Total Financings	Initial Public Offering	Public Offering	Private Placements
Capital Pool Company				250,000
Cleantech				2,072,500
Diversified Industries				650,000
Forest Products				300,000
Manufacturing				3,592,861
Mining				35,959,351
Oil & Gas				10,000,001
Other				1,805,000
Real Estate				282,000
Technology				59,697,185

# **Chapter 9**

---

- **The Board of Directors**
- **Senior Management**
- **Guide to Participating Organizations and Member Firms**

## **The Board of Directors**

---

### **Chair**

**Wayne C. Fox**  
Corporate Director

### **Directors**

**Luc Bertrand**  
Deputy CEO  
TMX Group  
President and  
Chief Executive Officer  
Bourse de Montreal Inc.

**Tullio Cedraschi**  
Corporate Director

**Denyse Chicoyne**  
Corporate Director

**Raymond Chan**  
Executive Chairman  
Baytex Energy Trust

**Raymond Garneau**  
Corporate Director

**John A. Hagg**  
Chairman of the Board  
Strad Energy Services Ltd.

**Harry A. Jaako**  
President  
Discovery Capital Corporation  
Management Corp.

**Thomas Kloet**  
CEO  
TMX Group Inc.

**J. Spencer Lanthier**  
Corporate Director

**Jean Martel**  
Senior Partner  
Barrister & Solicitor  
Lavery, de Billy

**Owen McCreery**  
Consultant and Corporate  
Director

**John P. Mulvihill**  
Chairman  
Mulvihill Capital Management Inc.

**Carmand Normand**  
Chairman of the Board  
Addenda Capital

**Kathleen M. O'Neill**  
Corporate Director

**Gerri B. Sinclair**  
Executive Director  
Centre for Digital Media

**Jean Turmel**  
President  
Perseus Capital Inc.

**Laurent Verreault**  
Chief Executive Officer  
and Chairman of the  
Board of Directors  
GLV Inc.

## **Senior Management**

---

**Thomas Kloet**  
Chief Executive Officer  
TMX Group

**Luc Bertrand**  
Deputy CEO  
President and CEO  
TMX Group  
Bourse de Montreal Inc.

**Peter Kenkel**  
President  
NGX

**Michael Ptasznik**  
Chief Financial Officer  
TMX Group

**Kevan Cowan**  
President, TSX Markets  
and Group Head of Equities  
President,  
TSX Venture Exchange

**Richard Nadeau**  
Senior Vice President  
Toronto Stock Exchange

**Eric Sinclair**  
Senior Vice President  
TSX Datalinx

**Brenda Hoffman**  
Senior Vice President  
and Chief Information Officer  
TMX Group

**Sharon Pel**  
Senior Vice President,  
Legal and Business Affairs  
TMX Group

## **Guide to Participating Organizations and Member Firms**

---

**Acker Finley Inc. (132)**

**416-777-9005**

- institutional trading
- portfolio management
- research
- retail, full services

**Acumen Capital Finance  
Partners Limited (200)**

**416-571-0300**

- corporate finance
- equity trading
- fixed income trading
- mutual fund trading
- portfolio management, (individuals)
- retail, full service

**Altus Securities Inc. (201)**

**403-369-9211**

- equity trading
- fixed income trading
- mutual fund trading
- options trading
- retail, full service

**Assante Capital  
Management Ltd. (203)**

**416-645-4000**

- portfolio management
- retail, full service

**Barclays Capital Canada Inc. (090)**

**416-863-8900**

**BBS Securities Inc. (028)**

**416-235-1227**

**Beacon Securities Ltd. (087)**

**902-423-1260**

**Blackmont Capital Inc. (046)**

**416-864-3600**

- corporate finance
- equity trading
- institutional trading
- jitneying
- liability trading
- pro trading
- research
- retail, full service
- Portfolio management  
(individuals only)

**Blackwatch Capital Corp. (096)**

**416-597-3131**

**BMO Nesbitt Burns Inc. (009)**

**416-359-4000**

- clearing
- corporate finance
- equity, fixed income, pro  
institutional, liability, (trading)
- futures, options trading
- jitneying
- mutual fund trading
- portfolio management
- retail, full service

**Bolder Investment Partners  
Limited (141)**

**604-714-2300**

- corporate finance
- institutional trading
- portfolio management
- retail, full service

**Brant Securities Limited (071)**

**416-596-4545**

- corporate finance
- equity trading
- fixed income trading
- institutional trading
- mutual fund trading
- options trading
- retail, full service

**Brockhouse and Cooper Inc. (021)**

**514-932-7171**

- institutional trading

**Burgeonvest Securities  
Limited (256)**

**905-528-6505**

- corporate finance
- equity research
- equity trading
- fixed income trading
- institutional trading
- options trading
- portfolio management
- retail, full service

**Byron Securities Ltd. (063)**

**416-867-9800**

**Caldwell Securities Ltd. (043)**

**416-862-7755**

- equity trading
- fixed income trading
- institutional trading
- mutual fund trading
- portfolio management
- retail, full service

**Cannacord Capital  
Corporation (033)**

**604-643-7300**

- corporate finance
- equity, fixed income, futures,  
institutional, mutual fund, options  
(trading)
- portfolio management
- retail, full service

**CIBC World Markets Inc. (079)**

**416-594-7000**

- corporate finance
- equity, fixed income, institutional,  
mutual fund (trading)
- futures and options trading
- portfolio management
- retail, discount and full service

**Citadel Securities Inc. (299)**

**902-496-3287**

- financial planning
- fixed income, options trading
- institutional sales and trading
- investment banking
- portfolio investment mgt
- research
- retail services

**Citigroup Global Markets  
Canada Inc. (123)**

**416-866-2300**

- institutional trading
- investment banking

**Clarus Securities Inc. (024)**

**416-343-2777**

- equity research
- institutional sales
- institutional trading
- investment banking

## Chapter 9

### **Commission Direct Inc. (026)**

**416-842-4200**

-institutional trading

### **Cormark Securities Inc. (073)**

**416-362-7485**

-corporate finance  
-institutional, pro trading  
-liability trading  
-portfolio management  
-retail, full service

### **Credit Suisse Securities**

**(Canada) Inc. (072)**

**416-352-4500**

-corporate finance  
-institutional trading  
-research

### **CTI Capital Inc. (032)**

**514-861-3500**

-capital pool companies  
-corporate finance  
-equity, fixed income, mutual fund (trading)  
-institutional sales  
-retail, full service

### **D & D Securities Company (031)**

**416-363-0201**

-corporate finance  
-equity, fixed income, institutional, mutual fund (trading)  
-retail, full service

### **Desjardins Securities Inc. (019)**

**514-987-1749**

-corporate finance  
-equity, fixed income, institutional, mutual fund, option trading  
-retail, discount  
-retail, full service

### **Deutsche Bank Securities**

**Limited (051)**

**416-682-8000**

-corporate finance  
-equity, fixed income, foreign exchange, futures, institutional, mutual fund, options trading

### **Dundee Securities**

**Corporation (027)**

**416-350-3250**

-clearing  
-corporate finance  
-equity, fixed income, foreign exchange, institutional, liability, mutual fund, pro, options (trading)  
-portfolio management, individuals only  
-retail, full service

### **E\* TRADE Canada Securities**

**Corporation (088)**

**416-214-1960**

-institutional trading  
-retail, discount

### **e3m Investments Inc. (030)**

**416-972-7490**

-equity trading  
-futures trading  
-retail, full service

### **Edward Jones (202)**

**905-306-8600**

-retail, full service

### **Emerging Equities Inc. (218)**

**403-216-8200**

### **First Canada Capital**

**Partners Inc. (292)**

**604-637-0200**

### **First Energy Capital Corp. (010)**

**403-262-0600**

-corporate finance  
-equity, fixed income, institutional, liability, mutual fund, pro (trading)  
-retail, full service

### **Foster & Associates**

**Financial Services Inc. (204)**

**416-369-1980**

-corporate finance  
-equity trading  
-fixed income trading  
-foreign exchange trading  
-mutual fund trading  
-options trading  
-portfolio management  
-retail, full service

### **Fraser Mackenzie Ltd. (111)**

**416-955-4777**

-capital pool companies  
-corporate finance  
-equity research  
-equity trading  
-exchange sponsorship services  
-initial public offerings  
-institutional sales

### **Friedberg Mercantile Group (035)**

**416-364-1171**

-equity trading  
-fixed income trading  
-foreign exchange trading  
-futures trading  
-mutual fund trading  
-options trading  
-portfolio management  
-retail, discount  
-retail, full service

### **Gateway Securities Inc. (098)**

**604-688-1898**

-corporate finance  
-equity trading  
-fixed income trading  
-futures trading  
-institutional trading  
-mutual fund trading  
-options trading  
-retail, full service

### **Genuity Capital Markets (018)**

**416-603-6000**

-corporate finance  
-equity research  
-equity trading  
-initial public offerings  
-liability trading  
-mergers and acquisitions  
-private placements

### **Global Maxfin Capital Inc. (042)**

**416-741-1445**

-corporate finance  
-equity trading  
-institutional trading  
-mutual fund trading  
-retail, full service

## Chapter 9

### **Global Securities Corporation (054)** **604-443-5400**

- corporate finance
- equity trading
- fixed income trading
- institutional trading
- mutual fund trading
- options trading
- portfolio management
- retail, full service

### **GMP Securities L.P. (074)** **416-367-8600**

- corporate finance
- institutional trading
- liability trading
- pro trading

### **Goldman Sachs Canada Inc. (065)** **416-343-8900**

- corporate finance
- equity, fixed income, foreign exchange, futures, institutional, mutual fund, options, trading
- portfolio management

### **Hampton Securities Limited (094)** **416-862-7800**

- corporate finance
- fixed income trading
- institutional trading
- liability trading
- mutual fund trading
- options trading
- pro trading
- retail, full service

### **Haywood Securities Inc. (062)** **604-697-7100**

- clearing
- corporate finance
- equity, fixed income, institutional, liability, mutual fund, options, pro trading
- jitneying
- retail, full service

### **HSBC Securities (Canada) Inc. (081)** **416-868-7800**

- corporate finance
- equity, fixed income, institutional, mutual fund, (trading)
- portfolio management
- retail, discount
- retail, full service

### **Independent Trading Group (084)** **416-941-0046**

- clearing
- institutional trading
- jitneying
- liability trading
- pro trading

### **Industrial Alliance Securities Inc. (076)** **418-684-5171**

- institutional trading
- portfolio management
- retail, full service

### **Infinium Capital Corp. (250)** **416-360-7000**

- equity research
- equity trading
- investment banking

### **Instinet Canada Limited (013)** **416-368-2211**

- institutional trading

### **Integral Wealth Securities Limited (017)** **416-304-7817**

- corporate finance
- equity, fixed income, institutional, mutual fund trading
- portfolio management
- retail, full service

### **Interactive Brokers Canada Inc. (057)** **514-287-1027**

- direct access trading
- equity trading
- futures trading
- options trading

### **Investpro Securities Inc. (102)** **514-875-5822**

- capitol pool companies
- corporate finance
- equity trading
- mutual fund trading
- options trading
- retail, full service

### **IPC Securities Corporation (157)** **416-360-0990**

- asset management
- financial planning
- retail, full service

### **ITG Canada Corp. (014)** **877-640-4484**

- institutional trading

### **JC Clark Ltd. (050)** **416-361-6144**

- portfolio management

### **Jennings Capital Inc. (121)** **403-292-0970**

### **JitneyTrade Inc. (099)** **514-985-8080**

- equity, futures, institutional, liability, options, pro, trading
- retail (execution only)

### **Jones, Gable & Company Limited (044)** **416-362-5454**

- corporate finance
- equity, fixed income, institutional, liability, mutual fund, options, pro (trading)
- retail, full service

### **Jordan Capital Markets Inc. (069)** **778-373-4100**

- corporate finance
- equity, fixed income, institutional, mutual fund, pro trading
- jitneying
- retail, full service
- institutional sales
- wealth management

### **Jory Capital Inc. (233)** **204-942-7711**

## Chapter 9

**J.P. Morgan Securities  
Canada Inc. (222)**  
416-981-9200

**Kingsdale Capital  
Markets Inc. (217)**  
416-867-4550

**Kingwest and Company (208)**  
416-927-7740  
-portfolio management

**Laurentian Bank Securities Inc.  
(048)**  
514-350-2800  
-corporate finance  
-equity, fixed income, foreign  
exchange, institutional, money  
market, mutual fund, options  
(trading)  
-research  
-retail, full service

**Leede Financial Markets Inc. (068)**  
403-531-6800  
-corporate finance  
-equity trading  
-mutual fund trading  
-pro trading  
-retail, full service

**Lightyear Capital Inc. (205)**  
403-218-1400  
-corporate finance  
-equity trading  
-fixed income trading  
-institutional trading  
-retail

**Loewen, Ondaatje,  
McCutcheon Limited (045)**  
416-964-4455  
-corporate finance  
-futures trading  
-institutional trading  
-liability trading  
-options trading  
-portfolio management  
-retail, full service

**M Partners Inc. (097)**  
416-603-4343  
-institutional trading  
-research

**MacDougall, MacDougall  
& MacTier Inc. (037)**  
514-394-3000  
-equity, fixed income  
institutional, mutual fund, options  
(trading)  
-portfolio management  
-retail, full service

**Macquarie Capital  
Markets Canada Ltd. (011)**  
416-848-3500  
-corporate finance  
-equity, fixed income, futures,  
institutional, mutual fund, options  
(trading)  
-retail, full service

**Magna Partners Ltd. (055)**  
416-640-0590

**Maison Placements  
Canada Inc. (034)**  
416-947-6040  
-corporate finance  
-institutional trading

**Manulife Securities  
Incorporated (070)**  
905-331-0600

**Maple Securities  
Canada Limited (008)**  
416-350-8200  
-arbitrage trading

**Merrill Lynch Canada Inc. (039)**  
416-369-7400  
-corporate finance  
-equity, fixed income, futures,  
institutional, mutual fund, options  
(trading)

**MF Global Canada Co. (060)**  
416-862-7000  
-corporate finance  
-foreign exchange, futures,  
institutional, options (trading)  
-portfolio management

**MGI Securities Inc. (075)**  
416-864-6477  
-bond, equity, institutional, liability,  
options, pro, mutual fund (trading)  
-corporate finance  
-hedge funds  
-jitneying  
-monthly income fund  
-retail, full service

**Morgan Stanley  
Canada Limited (053)**  
416-943-8400  
-corporate finance  
-equity trading  
-fixed income trading  
-futures trading  
-institutional trading  
-mutual fund trading  
-options trading  
-portfolio management

**National Bank Direct  
Brokerage Inc. (252)**  
514-866-6755

**National Bank Financial Inc. (080)**  
514-879-2222  
-clearing  
-corporate finance  
-equity, fixed income, futures,  
institutional, liability, mutual fund,  
options, pro (trading)  
-jitneying  
-portfolio management  
-retail, full service

**NBCN Inc. (261)**  
(416) 542-2201  
-clearing  
-jitneying  
-research

**Newedge Canada Inc. (101)**  
514-841-6210  
-securities clearing & custody  
-futures and options clearing  
-prime brokerage  
-global execution of securities  
and F&O  
-E and OTC Brokerage  
-capital introduction

**Norstar Securities  
Limited Partnership (040)**  
416-619-2009  
-institutional trading

**Northern Securities Inc. (067)**  
416-644-8100  
-corporate finance  
-institutional sales  
-institutional trading  
-research  
-retail full service  
-retail, on-line trading

## Chapter 9

**Octagon Capital Corporation (064)**  
**416-368-3322**

-institutional sales  
-institutional, principal trading  
-investment banking  
-research  
-retail, full service

**Odium Brown Limited (025)**  
**604-669-1600**

-equity trading  
-fixed income trading  
-mutual fund trading  
-options trading  
-portfolio management  
-retail, full service

**Paradigm Capital Inc. (016)**  
**416-361-9892**

-corporate finance  
-institutional trading

**Penson Financial Services Canada Inc. (005)**  
**514-841-9665**

-clearing  
-custody

**Peters & Co. Limited (077)**  
**403-261-4850**

-corporate finance  
-equity, fixed income, institutional, mutual fund (trading)  
-retail, full service

**PI Financial Corp. (059)**  
**604-664-2900**

-clearing  
-corporate finance  
-equity, fixed income, institutional, liability, mutual fund, options, pro (trading)  
-jitneying  
-portfolio management  
-retail, full service

**Pictet Canada L.P. (086)**  
**514-288-8161**

**Polar Securities Inc. (210)**  
**416-367-4364**

-equity, fixed income, futures, institutional, mutual fund, options (trading)  
-portfolio management

**Pollitt & Co. Inc. (092)**  
**416-365-3313**

-institutional trading  
-retail, full service

**Pope & Company Limited (066)**  
**416-593-5535**

-clearing  
-corporate finance  
-equity, fixed income, liability, mutual fund, pro (trading)  
-jitneying  
-portfolio management  
-retail, full service

**Qtrade Securities Inc. (058)**  
**604-484-2627**

-corporate finance  
-equity, fixed income, institutional, mutual fund, options (trading)  
-portfolio management  
-retail, full service

**Questrade Inc. (124)**  
**416-227-9876**

**Raymond James Ltd. (089)**  
**604-659-8000**

-corporate finance  
-equity, fixed income, institutional, mutual fund, pro (trading)  
-portfolio management  
-retail, full service

**RBC Capital Markets (002)**  
**416-842-2000**

-corporate finance  
-equity, fixed income, futures, institutional, mutual fund, options (trading)  
-portfolio management  
-retail, full service

**Research Capital Corporation (083)**  
**416-860-7600**

-corporate finance  
-equity, fixed income, institutional, mutual fund, options, (trading)  
-investment advisors  
-portfolio management  
-retail, full service

**Richardson Partners Financial Limited (207)**  
**204-957-7735**

-portfolio management  
-investment counsel  
-retail

**Salman Partners Inc. (078)**  
**604-685-2450**

-corporate finance  
-institutional trading

**Sandfire Securities Inc. (052)**  
**416-987-1880**

**Scotia Capital Inc. (085)**  
**416-863-7411**

-corporate finance  
-equity, fixed income, futures, institutional, mutual fund, options (trading)  
-portfolio management, individuals only  
-retail, full service

**Standard Securities Capital Corporation (041)**  
**416-515-0505**

-corporate finance  
-equity, fixed income, institutional, mutual fund trading  
-portfolio management  
-retail, full service

**State Street Global Markets Canada Inc. (023)**  
**416-643-6000**

-foreign exchange trading  
-institutional money management  
-institutional trading

**TD Securities Inc. (007)**  
**416-982-8222**

-clearing  
-corporate finance  
-equity, fixed income, futures, institutional, liability, mutual fund, options, pro (trading)  
-jitneying  
-retail, discount and full service

**Thomas Weisel Partners Canada Inc. (082)**  
**416-815-0888**

-institutional sales and trading  
-investment banking  
-research

## Chapter 9

**Timber Hill Canada Company  
(047)**

**514-287-9035**

-arbitrage, equity and futures  
(trading)  
-options trading

**Toll Cross Securities Inc. (093)**

**416-365-1960**

-institutional sales and trading  
-investment banking  
-research and private placements  
-retail trading

**Trapeze Capital Corp. (150)**

**416-361-1498**

-institutional money management  
-institutional sales  
-portfolio management  
-retail, discretionary portfolio  
management

**Tristone Capital Inc. (003)**

**403-294-9541**

-corporate finance  
-institutional trading

**UBS Securities Canada Inc. (015)**

**416-364-3293**

-corporate finance  
-equity, fixed income, futures,  
institutional, mutual fund,  
options trading

**Union Securites Limited (006)**

**604-687-2201**

-corporate finance  
-equity, fixed income, futures,  
institutional, mutual fund,  
options trading  
-retail full service

**Versant Partners Inc. (004)**

**514-845-8111**

-corporate finance  
-institutional trading

**W.D. Latimer Co. Limited (036)**

**416-363-5631**

-clearing  
-jitneying  
-liability trading  
-options trading  
-pro trading

**Wellington West Capital Inc. (234)**

**204-925-2250**

**Wellington West Capital**

**Markets (012)**

**416-642-1900**

-corporate finance  
-institutional trading  
-research

**Wolverton Securities Ltd. (095)**

**604-622-1000**

-institutional sales  
-institutional trading  
-investment banking  
-research

**Woodstone Capital Inc. (145)**

**604-605-8300**

-corporate finance  
-portfolio management  
-retail, full service